

# Potraty v SR 2013

Abortions in  
the Slovak Republic 2013

EDÍCIA ZDRAVOTNÍCKA ŠTATISTIKA

# Potraty v SR 2013

Abortions in  
the Slovak Republic 2013

Ročník 2014

ZŠ-7/2014

© Národné centrum zdravotníckych informácií. Bratislava 2014

811 09 Bratislava  
Lazaretská 26

Tel.: 02 57 26 95 05  
Fax: 02 52 63 54 90  
E-mail: [zuzana.olexova@nczisk.sk](mailto:zuzana.olexova@nczisk.sk)  
Internet: [www.nczisk.sk](http://www.nczisk.sk)

Rozmnožovanie obsahu tejto publikácie, ako aj jednotlivých častí v pôvodnej alebo upravenej podobe je možné len s písomným súhlasom Národného centra zdravotníckych informácií. Údaje, ktoré sú obsahom tejto publikácie, je možné použiť len s uvedením zdroja.

*Copying contents of this publication either whole or single parts, both in original and adjusted form is possible only unless the National Health Information Center gives written permission. Data of this publication can be used only with identification of the source.*

## Obsah

|   |    |
|---|----|
| Úvod .....  | 7  |
| Metodické poznámky .....  | 8  |
| Vybrané ukazovatele potratovosti v SR, 1997 – 2013 .....  | 9  |
| Vybrané ukazovatele potratovosti v SR bez mimomaternicových<br>tehotenstiev, 1960 – 2013 .....              | 11 |
| Potraty podľa druhu a územia trvalého bydliska v SR .....   | 13 |
| Vybrané ukazovatele potratovosti podľa územia trvalého bydliska .....                                       | 17 |
| Potraty podľa druhu a veku ženy .....   | 20 |
| Potraty podľa druhu, veku a územia trvalého bydliska ženy .....   | 22 |
| Potraty podľa druhu, trvalého bydliska a počtu živonarodených detí<br>pred potratom .....                   | 25 |
| Potraty podľa druhu, počtu živonarodených detí pred potratom<br>a vekovej skupiny ženy .....                | 29 |
| Potraty podľa druhu, územia trvalého bydliska ženy<br>a rodinného stavu .....                               | 32 |
| Potraty podľa druhu, trvalého bydliska a vzdelania ženy .....   | 34 |
| Potraty podľa druhu a veku plodu (v týždňoch) .....   | 40 |
| Potraty podľa druhu, územia zdravotníckeho zariadenia a veku plodu .....                                    | 41 |
| Potraty podľa druhu, veku a hmotnosti plodu .....   | 43 |
| Potraty podľa druhu, kraja trvalého bydliska ženy a počtu doterajších<br>pôrodov .....                      | 47 |
| Potraty podľa druhu, kraja trvalého bydliska a počtu doterajších<br>umelých prerušení tehotenstva .....     | 49 |
| Potraty podľa druhu, kraja trvalého bydliska ženy a počtu doterajších<br>spontánnych potratov .....         | 51 |
| Potraty podľa druhu, kraja trvalého bydliska a vekovej skupiny u žien<br>doteraz bez potratu a pôrodu ..... | 53 |

|   |    |
|---|----|
| Potrasy podľa druhu a vekovej skupiny u žien doteraz bez pôrodu<br>a s aspoň jedným UPT .....                 | 57 |
| Potrasy podľa druhu a vekovej skupiny u žien doteraz bez pôrodu<br>a s aspoň jedným spontánnym potratom ..... | 59 |
| Potrasy podľa druhu a vekovej skupiny u žien doteraz s aspoň jedným<br>pôrodom a jedným UPT .....             | 60 |
| Počet potratov u žien užívajúcich vnútromaternicovú antikoncepciu .....                                       | 61 |
| Potrasy podľa druhu a kraja zdravotníckeho zariadenia .....   | 63 |
| Potrasy podľa druhu, územia trvalého bydliska a ohrozenia žien násilím .....                                  | 64 |
| Grafická príloha .....  | 70 |
| Definície .....   | 74 |
| Skratky .....   | 74 |
| Okresy Slovenskej republiky .....   | 74 |

## Content

|   |    |
|---|----|
| <i>Methodological note</i> .....  | 8  |
| <i>Selected indicators of abortion in SR (1997 – 2013)</i> .....  | 9  |
| <i>Selected indicators of abortion in SR without extrauterine pregnancies<br/>(1960 – 2013)</i> .....                       | 11 |
| <i>Abortions according to type and territory of permanent address in<br/>the Slovak Republic</i> .....                      | 13 |
| <i>Selected indicators of abortion according to territory of permanent residence</i> .....                                  | 17 |
| <i>Abortions by type and age of woman</i> .....   | 20 |
| <i>Abortions by type, age and territory of permanent residence of women</i> .....   | 22 |
| <i>Abortions by type, permanent residence and number of live-born children<br/>before abortion</i> .....                    | 25 |
| <i>Abortions by type, number of live-born children before abortion and age<br/>group of woman</i> .....                     | 29 |
| <i>Abortions by type, permanent residence of woman and marital status</i> .....   | 32 |
| <i>Abortions by type, permanent residence and highest level<br/>of achieved education</i> .....                             | 34 |
| <i>Abortions by type and age of fetus (in weeks)</i> .....  | 40 |
| <i>Abortions by type, territory of health facility and age of fetus</i> .....   | 41 |
| <i>Abortions by type, age and weight of fetus</i> .....   | 43 |
| <i>Abortions by type, region of permanent residence and childbirths to date</i> .....                                       | 47 |
| <i>Abortions by type, region of permanent residence and number of LIA to date</i> .....                                     | 49 |
| <i>Abortions by type, region of permanent residence and number of spontaneous<br/>abortions to date</i> .....               | 51 |
| <i>Abortions by type, region of permanent residence and age group of women<br/>without LIA and childbirth to date</i> ..... | 53 |
| <i>Abortions by type and age group of women with at least one LIA and without<br/>childbirth to date</i> .....              | 57 |

|   |    |
|---|----|
| <i>Abortions by type and age group of women with at least one spontaneous abortion and without childbirth to date</i> ..... | 59 |
| <i>Abortions by type and age group of women with at least one LIA and one childbirth to date</i> .....                      | 60 |
| <i>Abortions of intrauterine contraception</i> .....  | 61 |
| <i>Abortions by type and region of health facility</i> .....  | 63 |
| <i>Abortions by type, territory of permanent residence and threats of violence against women</i> .....                      | 64 |
| <i>Graphic annex</i> .....  | 70 |
| <i>Definitions</i> .....  | 74 |
| <i>Abbreviations</i> .....  | 74 |
| <i>Districts of the Slovak Republic</i> .....   | 74 |

## Úvod

Dlhodobý klesajúci trend počtu potratov v Slovenskej republike pokračoval aj v roku 2013, hoci len s miernym rozdielom. V zdravotníckych zariadeniach SR sme zaevidovali 16 362 potratov, čo je o 30 menej ako v roku 2012. V tomto počte bolo 16 347 potratov u žien s trvalým bydliskom v SR a 15 potratov u žien bez trvalého bydliska v SR. Pokles umelých prerušení tehotenstva (UPT) je naďalej výrazný, medziročné zníženie predstavovalo 444 UPT a ich počet dosiahol hodnotu 7 999. Úbytok počtu UPT za posledných 10 rokov predstavuje 39 %. Zo zdravotných dôvodov bolo nahlásených 14 % umelých potratov.

Na druhej strane, počet spontánnych potratov už niekoľko rokov mierne stúpa. Vzostup oproti roku 2012 predstavuje 76 potratov na hodnotu 5 248. Oproti roku 2004 evidujeme nárast o 10 %. Medziročne vzrástol (o 344) aj počet iných potratov na 2 750, kde sa vykazuje napr. mola hydatidosa, missed abortion.

Na 1 000 žien v reprodukčnom veku pripadá, rovnako ako v roku 2012, 12 potratov. Počet UPT na 1 000 žien v reprodukčnom veku poklesol o 0,3 bodu na hodnotu 5,9 promile a u spontánnych potratov všeobecná miera potratovosti dosahuje úroveň 3,8 promile.

Na 100 narodených pripadá 29,8 potratu. Index umelej potratovosti klesol o 0,7 bodu na hodnotu 14,5 UPT na 100 narodených. Spontánna potratovosť je charakterizovaná miernym zvýšením indexu z 9,3 (2012) na 9,5 v roku 2013.

Z hľadiska trvalého bydliska ženy bolo najviac potratov na počet žien v reprodukčnom veku hlásených v Banskobystrickom, Nitrianskom a Trnavskom kraji. Umelé prerušenia tehotenstva boli najčastejšie vykonávané taktiež ženám s trvalým bydliskom v Banskobystrickom, Nitrianskom a Bratislavskom kraji. Nižšie ako priemerné slovenské hodnoty všeobecnej miery potratovosti pre potraty spolu i UPT dosahujú len Žilinský, Prešovský a Trenčiansky kraj. Spontánna potratovosť charakterizovaná na 1 000 žien v reprodukčnom veku je, naopak, najvyššia v Prešovskom kraji, nasleduje Bratislavský kraj. Ostatné kraje vykazujú nižšie hodnoty, ako je priemerná slovenská hodnota (pod 3,8).

Najviac umelých prerušení tehotenstva je slovenským ženám vykonávaných vo veku 30 – 34 rokov (1 869) a 35 – 39 rokov (1 669). Spontánne potraty sa taktiež najpočetnejšie vyskytujú vo veku 30 – 34 (1 448), vzápätí však nasledujú ženy mladšie, vo veku 25 – 29 rokov (1 332).

Najčastejšími žiadateľkami o UPT boli ženy s 2 deťmi (30,7 %) vo veku 35 – 39 rokov a 30 – 34 rokov. Takmer na rovnakej úrovni ženy bez dieťaťa (26,8 %), z ktorých viac ako 1/3 je vo veku 20 – 24 rokov, a ženy s 1 dieťaťom (26,2 %) najčastejšie vo veku 30 – 34 rokov. K spontánnym potratom dochádza najčastejšie u žien bez dieťaťa (40,8 %) a u žien s 1 dieťaťom (30,9 %).

Pri štruktúre potratov podľa rodinného stavu bolo zaznamenaných najviac potratov u vydatých žien (48 %), naopak, o UPT v roku 2013 najčastejšie žiadali slobodné ženy (48 %). Spontánne potraty (55 %) a ukončenie mimomaternicového tehotenstva (53 %) sa najviac vyskytovali u vydatých žien.

U maloletých dievčat do 14 rokov bolo zaznamenaných 27 potratov, z toho 17 UPT. Vo vekovej skupine 15 – 19 rokov z celkového počtu 1 073 potratov podstúpilo UPT viac ako polovica mladých žien, t. j. 604. V rámci nich (604) bolo 18 prípadov UPT žien, ktoré už predtým podstúpili UPT a 99 prípadov UPT žien aspoň s 1 živonarodeným dieťaťom.

V dôsledku ohrozenia žien násilím (fyzickým, psychickým, fyzickým aj psychickým) bolo za minulý rok vykonaných 255 potratov, čo je o 2 prípady menej ako v roku 2012.



## Metodické poznámky

Zdroj údajov:

Hlásenie – Žiadosť o umelé prerušenie tehotenstva a hlásenie potratu Z (MZ SR) 7-12

Povinnému hláseniu podliehajú všetky druhy potratov:

- a) spontánny (v minulosti používaný názov samovoľný),
- b) legálne umelé prerušenie tehotenstva (UPT),
- c) ukončenie mimomaternicového tehotenstva,
- d) iný druh potratu (iný neuvedený vyššie),
- e) ošetrovanie nelegálne vykonaného UPT.

Problém sledovania mimomaternicových tehotenstiev sa od roku 1958 rieši takto:

- v rokoch 1958 – 1986 sa mimomaternicové tehotenstvá neevidovali v potratoch,
- v rokoch 1987 – 1989 boli mimomaternicové tehotenstvá zahrnuté do skupiny UPT,
- od roku 1990 – 1996 boli mimomaternicové tehotenstvá zahrnuté len v počte potratov spolu.

Od roku 1997 bola na základe metodických zmien vykonaná úprava štatistického triedenia druhov potratov na: spontánny, legálne UPT do 8. týždňa, legálne UPT od 9. do 12. týždňa, legálne UPT od 13. do 24. týždňa, mimomaternicové tehotenstvo, iný potrat, v ktorom sú zahrnuté napr. Missed abortion, Mola hydatidosa a nelegálne UPT.

Tab. 1 – uvádza v počte spolu všetky druhy potratov

- uvádza potraty žien s trvalým pobytom na území SR a bez trvalého pobytu v SR

Tab. 2 – v počte potratov spolu nie sú započítané mimomaternicové tehotenstvá z dôvodu porovnateľnosti údajov podľa medzinárodnej metodiky

- uvádza potraty žien s trvalým pobytom na území SR

Pri výpočte všeobecnej miery potratovosti a miery potratovosti podľa veku ženy boli použité údaje o počte žien k 1. 7. 2012.

## Methodological note

Source of data:

Report – Request for induced interruption of pregnancy and abortion report Z (MZ SR) 7-12

All sorts of abortions are liable to mandatory reporting:

- a) spontaneous (previously used self-acting),
- b) legally induced abortion (LIA),
- c) termination of ectopic pregnancy,
- d) another type of abortion (another not listed above),
- e) treatment of illegally performed IA.

The issue of ectopic pregnancies since 1958 has been solved as follows:

- in period 1958 – 1986 ectopic pregnancies were not reported among abortions,
- in period 1987 – 1989 ectopic pregnancies were included to the group of LIA,
- in period 1990 – 1996 ectopic pregnancies were included to the total abortions.

Since 1997, on the basis of methodological changes, a modification of statistical classification of abortion types was done as follows: miscarriage, legally induced abortion up to 8th week of pregnancy, legally induced abortion from 9th – 12th week of pregnancy, legally induced abortion from 13th to 24th week of pregnancy, ectopic pregnancy, another type of abortion e. g. missed abortion, mola hydatidosa and illegally induced abortion.

Tab. 1 – the number of total are included all sorts of abortions

- data are presented for females with permanent residence on the territory of the SR and without permanent residence in SR

Tab. 2 – the number of abortions (total) are not included ectopic pregnancy as the data can be compared according to an international methodology

- data are presented only for females with permanent residence on the territory of the SR

In calculating the general abortion rate and abortion rate by age women we have used data on the number of women as of July 1, 2012.

## T1 VYBRANÉ UKAZOVATELE POTRATOVOSTI V SR, 1997 – 2013

## SELECTED INDICATORS OF ABORTION IN SR (1997 – 2013)

| Rok<br>Year | Potraty / Abortions |                          |            |  |                  |   |                          |            |
|-------------|---------------------|--------------------------|------------|--|------------------|---|--------------------------|------------|
|             | počet<br>number     |                          |            |  |                  | na 1 000 obyvateľov<br>per 1 000 population |                          |            |
|             | spolu<br>total      | spontánne<br>spontaneous | UPT<br>LIA | mimo-<br>maternicové<br>tehotenstvá<br>extrauterine<br>pregnancies | ostatné<br>other | spolu<br>total                              | spontánne<br>spontaneous | UPT<br>LIA |
| 1997        | 27 817              | 5 491                    | 20 855     | 489  | 982              | 5,2   | 1,0                      | 3,9        |
| 1998        | 26 689              | 5 571                    | 19 399     | 475  | 1 244            | 5,0   | 1,0                      | 3,6        |
| 1999        | 25 584              | 5 625                    | 18 149     | 468  | 1 342            | 4,7   | 1,0                      | 3,4        |
| 2000        | 23 629              | 5 142                    | 16 594     | 462  | 1 431            | 4,4   | 1,0                      | 3,1        |
| 2001        | 22 806              | 4 770                    | 15 906     | 408  | 1 722            | 4,2   | 0,9                      | 3,0        |
| 2002        | 22 170              | 4 774                    | 15 311     | 409  | 1 676            | 4,1   | 0,9                      | 2,8        |
| 2003        | 21 186              | 4 952                    | 14 166     | 369  | 1 699            | 3,9   | 0,9                      | 2,6        |
| 2004        | 20 104              | 4 781                    | 13 161     | 341  | 1 821            | 3,7   | 0,9                      | 2,4        |
| 2005        | 19 368              | 4 925                    | 12 273     | 381  | 1 789            | 3,6   | 0,9                      | 2,3        |
| 2006        | 19 087              | 4 827                    | 11 984     | 380  | 1 896            | 3,5   | 0,9                      | 2,2        |
| 2007        | 18 339              | 4 907                    | 11 195     | 344  | 1 893            | 3,4   | 0,9                      | 2,1        |
| 2008        | 18 495              | 5 073                    | 10 893     | 363  | 2 166            | 3,4   | 0,9                      | 2,0        |
| 2009        | 17 963              | 4 708                    | 9 980      | 382  | 2 893            | 3,3   | 0,9                      | 1,8        |
| 2010        | 17 231              | 4 645                    | 9 301      | 384  | 2 901            | 3,2   | 0,9                      | 1,7        |
| 2011        | 16 885              | 5 089                    | 8 823      | 389  | 2 584            | 3,1   | 0,9                      | 1,6        |
| 2012        | 16 392              | 5 172                    | 8 443      | 371  | 2 406            | 3,0   | 1,0                      | 1,6        |
| 2013        | 16 362              | 5 248                    | 7 999      | 365  | 2 750            | 3,0   | 1,0                      | 1,5        |

Poznámka: Tabuľka uvádza potraty žien s trvalým aj bez trvalého bydliska v SR.

Note: Table presents abortions of females with permanent residence and without permanent residence in SR.

**T 1 VYBRANÉ UKAZOVATELE POTRATOVOSTI V SR, 1997 – 2013**

SELECTED INDICATORS OF ABORTION IN SR (1997 – 2013)

dokončenie

End of table

| Rok<br>Year | Potraty / Abortions                 |                          |            |  |                          |            |
|-------------|-------------------------------------|--------------------------|------------|--|--------------------------|------------|
|             | na 100 narodených<br>per 100 births |                          |            | na 1 000 žien v reprodukčnom veku<br>per 1 000 women in reproductive age |                          |            |
|             | spolu<br>total                      | spontánne<br>spontaneous | UPT<br>LIA | spolu<br>total   | spontánne<br>spontaneous | UPT<br>LIA |
| 1997        | 46,9                                | 9,3                      | 35,1       | 19,4   | 3,8                      | 14,6       |
| 1998        | 46,1                                | 9,6                      | 33,5       | 18,5   | 3,9                      | 13,5       |
| 1999        | 45,3                                | 10,0                     | 32,1       | 17,7   | 3,9                      | 12,6       |
| 2000        | 42,7                                | 9,3                      | 30,0       | 16,3   | 3,5                      | 11,4       |
| 2001        | 44,4                                | 9,3                      | 31,0       | 15,8   | 3,3                      | 11,0       |
| 2002        | 43,4                                | 9,4                      | 30,0       | 15,4   | 3,3                      | 10,6       |
| 2003        | 40,8                                | 9,5                      | 27,3       | 14,7   | 3,4                      | 9,8        |
| 2004        | 37,3                                | 8,9                      | 24,4       | 14,0   | 3,3                      | 9,1        |
| 2005        | 35,5                                | 9,0                      | 22,5       | 13,5   | 3,4                      | 8,6        |
| 2006        | 35,3                                | 8,9                      | 22,1       | 13,4   | 3,4                      | 8,4        |
| 2007        | 33,6                                | 9,0                      | 20,5       | 12,9   | 3,4                      | 7,9        |
| 2008        | 32,1                                | 8,8                      | 18,9       | 13,0   | 3,6                      | 7,7        |
| 2009        | 29,2                                | 7,7                      | 16,2       | 12,7   | 3,3                      | 7,1        |
| 2010        | 28,4                                | 7,7                      | 15,3       | 12,2   | 3,3                      | 6,6        |
| 2011        | 27,7                                | 8,3                      | 14,5       | 12,3   | 3,7                      | 6,4        |
| 2012        | 29,4                                | 9,3                      | 15,2       | 12,0   | 3,8                      | 6,2        |
| 2013        | 29,8                                | 9,5                      | 14,5       | 12,0   | 3,8                      | 5,9        |

Poznámka: Tabuľka uvádza potraty žien s trvalým aj bez trvalého bydliska v SR.

Note: Table presents abortions of females with permanent residence and without permanent residence in SR.

## T 2 VYBRANÉ UKAZOVATELE POTRATOVOSTI V SR BEZ MIMOMATERNICOVÝCH TEHOTENSTIEV, 1960 – 2013

SELECTED INDICATORS OF ABORTION IN SR WITHOUT EXTRAUTERINE PREGNANCIES (1960 – 2013)

| Rok<br>Year | Počet potratov / Number of abortions |                            |            |                    |   |  | Zo 100 ukončených tehotenstiev bolo potratov<br>Abortions out of 100 terminated pregnancies | Zo 100 potratov bolo UPT LIA out of 100 abortions |
|-------------|--------------------------------------|----------------------------|------------|--------------------|---|--|---|---|
|             | spolu<br>total                       | spontánnych<br>spontaneous | UPT<br>LIA | ostatných<br>other | na 1 000 obyvateľov<br>per 1 000 population | na 100 živonarodených<br>per 100 live births |   |   |
| 1960        | 29 389                               | 8 599                      | 20 738     | 52                 | 7,4   | 35,0   | 25,0  | 70,6  |
| 1965        | 29 417                               | 8 351                      | 21 037     | 29                 | 6,7   | 37,9   | 25,9  | 71,5  |
| 1970        | 35 565                               | 7 691                      | 27 873     | 1                  | 7,9   | 44,1   | 30,7  | 78,4  |
| 1975        | 35 437                               | 9 263                      | 26 160     | 14                 | 7,5   | 36,3   | 26,7  | 73,8  |
| 1980        | 40 691                               | 9 421                      | 31 240     | 30                 | 8,2   | 42,8   | 30,0  | 76,8  |
| 1985        | 45 594                               | 9 272                      | 36 283     | 39                 | 8,8   | 50,6   | 33,5  | 79,6  |
| 1990        | 55 640                               | 7 739                      | 47 901     | –                  | 10,5  | 69,6   | 41,0  | 86,1  |
| 1995        | 35 348                               | 5 716                      | 28 887     | 745                | 6,6   | 57,5   | 36,5  | 81,7  |
| 2000        | 23 133                               | 5 125                      | 16 580     | 1 428              | 4,3   | 41,9   | 29,5  | 71,7  |
| 2005        | 18 953                               | 4 905                      | 12 261     | 1 787              | 3,5   | 34,8   | 25,9  | 64,7  |
| 2006        | 18 676                               | 4 811                      | 11 971     | 1 894              | 3,5   | 34,6   | 25,8  | 64,1  |
| 2007        | 17 974                               | 4 894                      | 11 189     | 1 891              | 3,3   | 33,0   | 24,9  | 62,3  |
| 2008        | 18 089                               | 5 058                      | 10 869     | 2 162              | 3,3   | 31,5   | 25,0  | 60,1  |
| 2009        | 17 553                               | 4 695                      | 9 970      | 2 888              | 3,2   | 28,7   | 22,4  | 56,8  |
| 2010        | 16 835                               | 4 637                      | 9 299      | 2 899              | 3,1   | 27,9   | 21,9  | 55,2  |
| 2011        | 16 484                               | 5 083                      | 8 818      | 2 583              | 3,0   | 27,3   | 21,5  | 53,5  |
| 2012        | 16 007                               | 5 163                      | 8 439      | 2 405              | 3,0   | 28,8   | 22,3  | 52,7  |
| 2013        | 15 982                               | 5 242                      | 7 991      | 2 749              | 3,0   | 29,2   | 22,5  | 50,0  |

Poznámka: Tabuľka uvádza potraty žien s trvalým bydliskom v SR.

Note: Table presents abortions of females with permanent residence in SR.

**T 2 VYBRANÉ UKAZOVATELE POTRATOVOSTI V SR BEZ MIMOMATERNICOVÝCH TEHOTENSTIEV, 1960 – 2013**

SELECTED INDICATORS OF ABORTION IN SR WITHOUT EXTRAUTERINE PREGNANCIES (1960 – 2013)

dokončenie

End of table

| Rok<br>Year | Potraty na 1 000 žien<br>v reprodukčnom veku<br><i>Abortions per 1 000 women<br/>in reproductive age</i> |                          |            | UPT<br>LIA   |   | Zo 100<br>ukončených<br>tehotenstiev<br>bolo UPT<br>LIA out<br>of 100<br>terminated<br>pregnancies | Zo 100 UPT bolo<br>Out of 100 LIA                                     |   |
|-------------|--|--------------------------|------------|--|---|--|---|---|
|             | spolu<br>total   | spontánne<br>spontaneous | UPT<br>LIA | na 1 000<br>obyvateľov<br>per 1 000<br>inhabitants | na 100<br>narodených<br>per 100<br>births |  | legálnych<br>UPT do<br>8. týždňa<br>LIA up<br>to 8 <sup>th</sup> week | zo<br>zdravotných<br>dôvodov<br>due to<br>health<br>reasons |
| 1960        | 26,0   | 7,6                      | 18,3       | 5,2  | 23,2                                      | 17,6   | .   | 12,7  |
| 1965        | 28,8   | 8,2                      | 20,6       | 4,8  | 24,7                                      | 18,5   | .   | 23,3  |
| 1970        | 31,2   | 6,8                      | 24,5       | 6,2  | 34,3                                      | 24,0   | .   | 22,7  |
| 1975        | 29,8   | 7,8                      | 22,0       | 5,5  | 26,6                                      | 19,7   | .   | 19,0  |
| 1980        | 33,1   | 7,7                      | 25,4       | 6,3  | 32,6                                      | 23,1   | .   | 15,9  |
| 1985        | 36,2   | 7,4                      | 28,8       | 7,0  | 40,0                                      | 26,7   | .   | 15,9  |
| 1990        | 41,9   | 5,8                      | 36,1       | 9,0  | 59,6                                      | 35,3   | 77,6  | 9,0   |
| 1995        | 25,1   | 4,1                      | 20,5       | 5,4  | 46,8                                      | 29,8   | 72,6  | 16,2  |
| 2000        | 16,0   | 3,5                      | 11,4       | 3,1  | 29,9                                      | 21,2   | 73,8  | 16,5  |
| 2005        | 13,2   | 3,4                      | 8,5        | 2,3  | 22,4                                      | 16,7   | 70,7  | 16,2  |
| 2006        | 13,1   | 3,4                      | 8,4        | 2,2  | 22,1                                      | 16,5   | 69,8  | 15,4  |
| 2007        | 12,6   | 3,4                      | 7,9        | 2,1  | 20,5                                      | 15,5   | 69,1  | 16,4  |
| 2008        | 12,7   | 3,6                      | 7,7        | 2,0  | 18,9                                      | 15,0   | 68,4  | 15,9  |
| 2009        | 12,4   | 3,3                      | 7,0        | 1,8  | 16,2                                      | 12,7   | 67,3  | 13,3  |
| 2010        | 12,0   | 3,3                      | 6,6        | 1,7  | 15,3                                      | 12,1   | 68,1  | 12,1  |
| 2011        | 11,7   | 3,6                      | 6,3        | 1,6  | 14,6                                      | 11,5   | 67,0  | 14,1  |
| 2012        | 11,7   | 3,8                      | 6,2        | 1,6  | 15,1                                      | 11,8   | 67,1  | 13,7  |
| 2013        | 11,7   | 3,8                      | 5,9        | 1,5  | 14,3                                      | 11,3   | 67,0  | 14,0  |

Poznámka: Tabuľka uvádza potraty žien s trvalým bydliskom v SR.  
 Note: Table presents abortions of females with permanent residence in SR.

**T 3 POTRATY PODĽA DRUHU A ÚZEMIA TRVALÉHO BYDLISKA V SR**

ABORTIONS ACCORDING TO TYPE AND TERRITORY OF PERMANENT ADDRESS IN THE SLOVAK REPUBLIC

| Územie trvalého bydliska<br>Territory of permanent residence | Potraty spolu<br>Abortions total | Spontánne potraty<br>Spontaneous abortions | Umelé prerušenie tehotenstva / LIA                  |   |   |  |   |                     | Iné potraty<br>Other abortions | Mimo-maternicové tehotenstvá<br>Extrauterine pregnancies |
|--|----------------------------------|--|---|---|---|--|---|---------------------|--------------------------------|--|
|  |                                  |  | legálne do 8. týždňa LIA up to 8 <sup>th</sup> week | legálne od 9. do 12. týždňa LIA from 9 <sup>th</sup> to 12 <sup>th</sup> week | spolu do 12. týždňa total up to 12 <sup>th</sup> week | z toho zo zdravotných dôvodov of which due to health reasons | legálne od 13. do 24. týždňa LIA from 13 <sup>th</sup> to 24 <sup>th</sup> week | UPT spolu LIA total |                                |  |
| <b>Úhrn / Sum</b>  | <b>16 362</b>                    | <b>5 248</b>                               | <b>5 356</b>  | <b>2 381</b>  | <b>7 737</b>  | <b>1 117</b>   | <b>262</b>  | <b>7 999</b>        | <b>2 750</b>                   | <b>365</b>   |
| <b>Slovenská republika</b>                                   | <b>16 347</b>                    | <b>5 242</b>                               | <b>5 350</b>  | <b>2 379</b>  | <b>7 729</b>  | <b>1 117</b>   | <b>262</b>  | <b>7 991</b>        | <b>2 749</b>                   | <b>365</b>   |
| <b>Bratislavský kraj</b>                                     | <b>1 929</b>                     | <b>679</b>                                 | <b>642</b>  | <b>318</b>  | <b>960</b>  | <b>116</b>   | <b>27</b>   | <b>987</b>          | <b>237</b>                     | <b>26</b>  |
| Bratislava I   | 192                              | 52   | 78  | 37  | 115   | 14   | 1   | 116                 | 23                             | 1  |
| Bratislava II  | 315                              | 139  | 97  | 50  | 147   | 16   | 4   | 151                 | 25                             | –  |
| Bratislava III   | 141                              | 51   | 53  | 19  | 72  | 15   | 3   | 75                  | 14                             | 1  |
| Bratislava IV  | 283                              | 104  | 92  | 33  | 125   | 16   | 6   | 131                 | 48                             | –  |
| Bratislava V   | 416                              | 154  | 138   | 71  | 209   | 16   | 4   | 213                 | 40                             | 9  |
| Malacky  | 228                              | 52   | 76  | 45  | 121   | 16   | 1   | 122                 | 46                             | 8  |
| Pezinok  | 157                              | 56   | 47  | 31  | 78  | 12   | 4   | 82                  | 14                             | 5  |
| Senec  | 197                              | 71   | 61  | 32  | 93  | 11   | 4   | 97                  | 27                             | 2  |
| <b>Trnavský kraj</b>   | <b>1 842</b>                     | <b>526</b>                                 | <b>565</b>  | <b>263</b>  | <b>828</b>  | <b>102</b>   | <b>24</b>   | <b>852</b>          | <b>429</b>                     | <b>35</b>  |
| Dunajská Streda  | 516                              | 142  | 214   | 76  | 290   | 40   | 8   | 298                 | 70                             | 6  |
| Galanta  | 338                              | 99   | 70  | 38  | 108   | 14   | 6   | 114                 | 121                            | 4  |
| Hlohovec   | 130                              | 34   | 44  | 24  | 68  | 9  | –   | 68                  | 24                             | 4  |
| Piešťany   | 153                              | 55   | 23  | 10  | 33  | 5  | 2   | 35                  | 62                             | 1  |
| Senica   | 95                               | 21   | 37  | 13  | 50  | 5  | 1   | 51                  | 18                             | 5  |
| Skalica  | 247                              | 45   | 79  | 25  | 104   | 9  | 2   | 106                 | 91                             | 5  |
| Trnava   | 363                              | 130  | 98  | 77  | 175   | 20   | 5   | 180                 | 43                             | 10   |
| <b>Trenčiansky kraj</b>                                      | <b>1 561</b>                     | <b>522</b>                                 | <b>551</b>  | <b>211</b>  | <b>762</b>  | <b>103</b>   | <b>20</b>   | <b>782</b>          | <b>217</b>                     | <b>40</b>  |
| Bánovce nad Bebravou   | 86                               | 42   | 26  | 8   | 34  | 4  | 1   | 35                  | 4                              | 5  |
| Ilava  | 124                              | 26   | 35  | 18  | 53  | 9  | 6   | 59                  | 31                             | 8  |
| Myjava   | 101                              | 16   | 34  | 10  | 44  | 4  | 2   | 46                  | 34                             | 5  |
| Nové Mesto nad Váhom   | 136                              | 38   | 53  | 24  | 77  | 17   | 1   | 78                  | 12                             | 8  |
| Partizánske  | 99                               | 33   | 41  | 13  | 54  | 5  | –   | 54                  | 12                             | –  |
| Považská Bystrica  | 177                              | 71   | 46  | 22  | 68  | 10   | 2   | 70                  | 33                             | 3  |
| Prievidza  | 385                              | 181  | 136   | 43  | 179   | 23   | 3   | 182                 | 20                             | 2  |
| Púchov   | 180                              | 25   | 90  | 31  | 121   | 12   | –   | 121                 | 31                             | 3  |
| Trenčín  | 273                              | 90   | 90  | 42  | 132   | 19   | 5   | 137                 | 40                             | 6  |

**T 3 POTRATY PODĽA DRUHU A ÚZEMIA TRVALÉHO BYDLISKA V SR**

ABORTIONS ACCORDING TO TYPE AND TERRITORY OF PERMANENT ADDRESS IN THE SLOVAK REPUBLIC

1. pokračovanie

1<sup>st</sup> continuation

| Územie trvalého bydliska<br>Territory of permanent residence | Potraty spolu<br>Abortions total | Spontánne potraty<br>Spontaneous abortions | Umelé prerušenie tehotenstva / LIA                     |  |  |   |  |                        | Iné potraty<br>Other abortions | Mimo-maternicové tehotenstvá<br>Extraterine pregnancies |
|--|----------------------------------|--|--|--|--|---|--|------------------------|--------------------------------|---|
|  |                                  |  | legálne do 8. týždňa<br>LIA up to 8 <sup>th</sup> week | legálne od 9. do 12. týždňa<br>LIA from 9 <sup>th</sup> to 12 <sup>th</sup> week | spolu do 12. týždňa<br>total up to 12 <sup>th</sup> week | z toho zo zdravotných dôvodov<br>of which due to health reasons | legálne od 13. do 24. týždňa<br>LIA from 13 <sup>th</sup> to 24 <sup>th</sup> week | UPT spolu<br>LIA total |                                |   |
| <b>Nitriansky kraj</b>                                       | <b>2 290</b>                     | <b>602</b>                                 | <b>906</b>   | <b>365</b>   | <b>1 271</b>   | <b>182</b>  | <b>37</b>  | <b>1 308</b>           | <b>335</b>                     | <b>45</b>   |
| Komárno  | 388                              | 108  | 143  | 73   | 216  | 35  | 9  | 225                    | 44                             | 11  |
| Levice   | 650                              | 88   | 342  | 95   | 437  | 46  | 5  | 442                    | 109                            | 11  |
| Nitra  | 502                              | 152  | 146  | 94   | 240  | 28  | 9  | 249                    | 95                             | 6   |
| Nové Zámky   | 379                              | 153  | 129  | 44   | 173  | 38  | 7  | 180                    | 34                             | 12  |
| Šaľa   | 162                              | 41   | 61   | 27   | 88   | 20  | 2  | 90                     | 29                             | 2   |
| Topoľčany  | 157                              | 53   | 60   | 20   | 80   | 12  | 4  | 84                     | 17                             | 3   |
| Zlaté Moravce  | 52                               | 7  | 25   | 12   | 37   | 3   | 1  | 38                     | 7                              | –   |
| <b>Žilinský kraj</b>   | <b>1 696</b>                     | <b>630</b>                                 | <b>439</b>   | <b>239</b>   | <b>678</b>   | <b>93</b>   | <b>36</b>  | <b>714</b>             | <b>292</b>                     | <b>60</b>   |
| Bytča  | 70                               | 24   | 14   | 9  | 23   | 4   | 1  | 24                     | 19                             | 3   |
| Čadca  | 147                              | 92   | 16   | 12   | 28   | 6   | 2  | 30                     | 18                             | 7   |
| Dolný Kubín  | 68                               | 30   | 19   | 5  | 24   | 6   | 1  | 25                     | 9                              | 4   |
| Kysucké Nové Mesto   | 60                               | 19   | 13   | 11   | 24   | 1   | 1  | 25                     | 12                             | 4   |
| Liptovský Mikuláš  | 270                              | 104  | 94   | 48   | 142  | 16  | 6  | 148                    | 10                             | 8   |
| Martin   | 292                              | 77   | 111  | 56   | 167  | 26  | 9  | 176                    | 37                             | 2   |
| Námestovo  | 127                              | 84   | 11   | 4  | 15   | 2   | 1  | 16                     | 22                             | 5   |
| Ružomberok   | 139                              | 64   | 39   | 13   | 52   | 9   | 6  | 58                     | 8                              | 9   |
| Turčianske Teplice   | 12                               | 1  | 10   | 1  | 11   | 2   | –  | 11                     | –                              | –   |
| Tvrdošín   | 83                               | 52   | 10   | 6  | 16   | 1   | 1  | 17                     | 14                             | –   |
| Žilina   | 428                              | 83   | 102  | 74   | 176  | 20  | 8  | 184                    | 143                            | 18  |

**T 3 POTRATY PODĽA DRUHU A ÚZEMIA TRVALÉHO BYDLISKA V SR**ABORTIONS ACCORDING TO TYPE AND TERRITORY OF PERMANENT ADDRESS IN  
THE SLOVAK REPUBLIC

2. pokračovanie

2<sup>nd</sup> continuation

| Územie<br>trvalého<br>bydliska<br><i>Territory<br/>of permanent<br/>residence</i> | Potraty<br>spolu<br><i>Abortions<br/>total</i> | Spon-<br>tánne<br>potraty<br><i>Sponta-<br/>neous<br/>abortions</i> | Umelé prerušenie tehotenstva / LIA   |  |  |   |  |                                      | Iné<br>potraty<br><i>Other<br/>aborti-<br/>ons</i> | Mimo-<br>mater-<br>nicové<br>teho-<br>tenstvá<br><i>Extra-<br/>uterine<br/>pregna-<br/>ncies</i> |
|---|--|---|--|--|--|---|--|--------------------------------------|--|--|
|   |  |   | legálne<br>do 8.<br>týždňa<br><i>LIA up<br/>to 8<sup>th</sup><br/>week</i> | legálne<br>od 9.<br>do 12.<br>týždňa<br><i>LIA from<br/>9<sup>th</sup> to 12<sup>th</sup><br/>week</i> | spolu<br>do 12.<br>týždňa<br><i>total up<br/>to 12<sup>th</sup><br/>week</i> | z toho<br>zo zdra-<br>votných<br>dôvodov<br><i>of which<br/>due to<br/>health<br/>reasons</i> | legálne<br>od 13.<br>do 24.<br>týždňa<br><i>LIA<br/>from 13<sup>th</sup><br/>to 24<sup>th</sup><br/>week</i> | UPT<br>spolu<br><i>LIA<br/>total</i> |  |  |
| <b>Bansko-<br/>bystrický<br/>kraj</b>   | <b>2 223</b>                                   | <b>602</b>  | <b>868</b>   | <b>380</b>   | <b>1 248</b>   | <b>232</b>  | <b>34</b>  | <b>1 282</b>                         | <b>284</b>   | <b>55</b>  |
| Banská<br>Bystrica  | 345  | 65  | 134  | 49   | 183  | 34  | 15   | 198                                  | 73   | 9  |
| Banská<br>Štiavnica   | 77   | 27  | 28   | 14   | 42   | 9   | 2  | 44                                   | 2  | 4  |
| Brezno  | 215  | 48  | 75   | 48   | 123  | 29  | 3  | 126                                  | 33   | 8  |
| Detva   | 57   | 23  | 15   | 14   | 29   | 2   | –  | 29                                   | 5  | –  |
| Krupina   | 43   | 19  | 9  | 8  | 17   | –   | –  | 17                                   | 4  | 3  |
| Lučenec   | 338  | 123   | 120  | 53   | 173  | 29  | 3  | 176                                  | 30   | 9  |
| Poltár  | 49   | 5   | 26   | 11   | 37   | 6   | –  | 37                                   | 7  | –  |
| Revúca  | 148  | 41  | 59   | 22   | 81   | 18  | –  | 81                                   | 24   | 2  |
| Rimavská<br>Sobota  | 402  | 73  | 175  | 72   | 247  | 45  | 4  | 251                                  | 72   | 6  |
| Veľký Krtíš   | 46   | 5   | 27   | 11   | 38   | 4   | –  | 38                                   | 2  | 1  |
| Zvolen  | 232  | 68  | 107  | 32   | 139  | 31  | 1  | 140                                  | 18   | 6  |
| Žarnovica   | 75   | 32  | 25   | 11   | 36   | 8   | 2  | 38                                   | 2  | 3  |
| Žiar<br>nad Hronom  | 196  | 73  | 68   | 35   | 103  | 17  | 4  | 107                                  | 12   | 4  |
| <b>Prešovský<br/>kraj</b>   | <b>2 340</b>                                   | <b>934</b>  | <b>533</b>   | <b>275</b>   | <b>808</b>   | <b>143</b>  | <b>42</b>  | <b>850</b>                           | <b>504</b>   | <b>52</b>  |
| Bardejov  | 124  | 81  | 16   | 4  | 20   | 2   | 4  | 24                                   | 17   | 2  |
| Humenné   | 158  | 46  | 33   | 33   | 66   | 19  | –  | 66                                   | 45   | 1  |
| Kežmarok  | 249  | 118   | 55   | 30   | 85   | 21  | 8  | 93                                   | 33   | 5  |
| Levoča  | 133  | 47  | 41   | 25   | 66   | 9   | 3  | 69                                   | 13   | 4  |
| Medzilaborce  | 22   | 2   | 8  | 4  | 12   | 2   | –  | 12                                   | 8  | –  |
| Poprad  | 374  | 79  | 113  | 62   | 175  | 25  | 4  | 179                                  | 106  | 10   |
| Prešov  | 629  | 281   | 159  | 43   | 202  | 33  | 6  | 208                                  | 127  | 13   |
| Sabinov   | 41   | 26  | 5  | 2  | 7  | 1   | 1  | 8                                    | 5  | 2  |
| Snina   | 103  | 31  | 27   | 23   | 50   | 6   | –  | 50                                   | 20   | 2  |
| Stará Ľubovňa   | 160  | 130   | 10   | 11   | 21   | 5   | 5  | 26                                   | 2  | 2  |
| Stropkov  | 35   | 11  | 7  | 2  | 9  | 4   | 1  | 10                                   | 13   | 1  |
| Svidník   | 76   | 25  | 9  | 8  | 17   | 2   | 4  | 21                                   | 29   | 1  |
| Vranov<br>nad Topľou  | 236  | 57  | 50   | 28   | 78   | 14  | 6  | 84                                   | 86   | 9  |



**T 3 POTRATY PODĽA DRUHU A ÚZEMIA TRVALÉHO BYDLISKA V SR**

ABORTIONS ACCORDING TO TYPE AND TERRITORY OF PERMANENT ADDRESS IN THE SLOVAK REPUBLIC

dokončenie

End of table

| Územie trvalého bydliska<br>Territory of permanent residence | Potraty spolu<br>Abortions total | Spontánne potraty<br>Spontaneous abortions | Umelé prerušenie tehotenstva / LIA                     |  |  |   |  |                        | Iné potraty<br>Other abortions | Mimo-maternicové tehotenstvá<br>Extrauterine pregnancies |
|--|----------------------------------|--|--|--|--|---|--|------------------------|--------------------------------|--|
|  |                                  |  | legálne do 8. týždňa<br>LIA up to 8 <sup>th</sup> week | legálne od 9. do 12. týždňa<br>LIA from 9 <sup>th</sup> to 12 <sup>th</sup> week | spolu do 12. týždňa<br>total up to 12 <sup>th</sup> week | z toho zo zdravotných dôvodov<br>of which due to health reasons | legálne od 13. do 24. týždňa<br>LIA from 13 <sup>th</sup> to 24 <sup>th</sup> week | UPT spolu<br>LIA total |                                |  |
| <b>Košický kraj</b>  | <b>2 466</b>                     | <b>747</b>                                 | <b>846</b>   | <b>328</b>   | <b>1 174</b>   | <b>146</b>  | <b>42</b>  | <b>1 216</b>           | <b>451</b>                     | <b>52</b>  |
| Gelnica  | 104                              | 31   | 26   | 18   | 44   | 7   | 1  | 45                     | 25                             | 3  |
| Košice I   | 236                              | 84   | 82   | 21   | 103  | 13  | 3  | 106                    | 40                             | 6  |
| Košice II  | 272                              | 115  | 89   | 27   | 116  | 15  | 5  | 121                    | 32                             | 4  |
| Košice III   | 43                               | 16   | 13   | 3  | 16   | 2   | 2  | 18                     | 8                              | 1  |
| Košice IV  | 168                              | 52   | 73   | 15   | 88   | 13  | 4  | 92                     | 23                             | 1  |
| Košice-okolie  | 273                              | 90   | 88   | 48   | 136  | 15  | 4  | 140                    | 36                             | 7  |
| Michalovce   | 310                              | 67   | 119  | 29   | 148  | 20  | 7  | 155                    | 79                             | 9  |
| Rožňava  | 282                              | 43   | 120  | 62   | 182  | 24  | 7  | 189                    | 42                             | 8  |
| Sobrance   | 57                               | 16   | 14   | 3  | 17   | 2   | –  | 17                     | 23                             | 1  |
| Spišská Nová Ves   | 384                              | 136  | 116  | 48   | 164  | 22  | 1  | 165                    | 78                             | 5  |
| Trebišov   | 337                              | 97   | 106  | 54   | 160  | 13  | 8  | 168                    | 65                             | 7  |
| Bez TB v SR<br>Without permanent residence in SR             | 15                               | 6  | 6  | 2  | 8  | –   | –  | 8                      | 1                              | –  |

**T 4 VYBRANÉ UKAZOVATELE POTRATOVOSTI PODĽA ÚZEMIA TRVALÉHO BYDLISKA**  
 SELECTED INDICATORS OF ABORTION ACCORDING TO TERRITORY OF PERMANENT RESIDENCE

| Územie<br>trvalého bydliska<br><i>Territory<br/>of permanent residence</i> | Potraty na 1 000 žien v reprodukčnom veku<br><i>Abortions per 1 000 women in reproductive age</i> |                                 |            | UPT<br>na 100<br>potratov<br><i>LIA per 100<br/>abortions</i> | Zo 100 UPT<br><i>Out of 100 LIA</i>   |   |
|--|---|---------------------------------|------------|---|---|---|
|  | spolu<br><i>total</i>   | spontánne<br><i>spontaneous</i> | UPT<br>LIA |   | legálnych<br>UPT do<br>8. týždňa<br>LIA<br><i>up to 8<sup>th</sup><br/>week</i> | UPT zo<br>zdravotných<br>dôvodov<br>LIA due to<br><i>health<br/>reasons</i> |
| <b>Slovenská republika</b>   | <b>12,0</b>   | <b>3,8</b>                      | <b>5,9</b> | <b>48,9</b>   | <b>67,0</b>   | <b>14,0</b>   |
| <b>Bratislavský kraj</b>   | <b>12,5</b>   | <b>4,4</b>                      | <b>6,4</b> | <b>51,2</b>   | <b>65,0</b>   | <b>11,8</b>   |
| Bratislava I   | 22,6  | 6,1                             | 13,7       | 60,4  | 67,2  | 12,1  |
| Bratislava II  | 11,3  | 5,0                             | 5,4        | 47,9  | 64,2  | 10,6  |
| Bratislava III   | 9,4   | 3,4                             | 5,0        | 53,2  | 70,7  | 20,0  |
| Bratislava IV  | 11,4  | 4,2                             | 5,3        | 46,3  | 70,2  | 12,2  |
| Bratislava V   | 15,0  | 5,6                             | 7,7        | 51,2  | 64,8  | 7,5   |
| Malacky  | 13,1  | 3,0                             | 7,0        | 53,5  | 62,3  | 13,1  |
| Pezinok  | 10,5  | 3,7                             | 5,5        | 52,2  | 57,3  | 14,6  |
| Senec  | 10,8  | 3,9                             | 5,3        | 49,2  | 62,9  | 11,3  |
| <b>Trnavský kraj</b>   | <b>13,0</b>   | <b>3,7</b>                      | <b>6,0</b> | <b>46,3</b>   | <b>66,3</b>   | <b>12,0</b>   |
| Dunajská Streda  | 16,9  | 4,7                             | 9,8        | 57,8  | 71,8  | 13,4  |
| Galanta  | 14,0  | 4,1                             | 4,7        | 33,7  | 61,4  | 12,3  |
| Hlohovec   | 11,4  | 3,0                             | 6,0        | 52,3  | 64,7  | 13,2  |
| Piešťany   | 9,9   | 3,6                             | 2,3        | 22,9  | 65,7  | 14,3  |
| Senica   | 6,1   | 1,4                             | 3,3        | 53,7  | 72,5  | 9,8   |
| Skalica  | 20,8  | 3,8                             | 8,9        | 42,9  | 74,5  | 8,5   |
| Trnava   | 11,1  | 4,0                             | 5,5        | 49,6  | 54,4  | 11,1  |
| <b>Trenčiansky kraj</b>  | <b>10,5</b>   | <b>3,5</b>                      | <b>5,3</b> | <b>50,1</b>   | <b>70,5</b>   | <b>13,2</b>   |
| Bánovce nad Bebravou   | 9,2   | 4,5                             | 3,7        | 40,7  | 74,3  | 11,4  |
| Ilava  | 8,1   | 1,7                             | 3,8        | 47,6  | 59,3  | 15,3  |
| Myjava   | 15,3  | 2,4                             | 7,0        | 45,5  | 73,9  | 8,7   |
| Nové Mesto nad Váhom   | 9,0   | 2,5                             | 5,1        | 57,4  | 67,9  | 21,8  |
| Partizánske  | 8,6   | 2,9                             | 4,7        | 54,5  | 75,9  | 9,3   |
| Považská Bystrica  | 10,7  | 4,3                             | 4,2        | 39,5  | 65,7  | 14,3  |
| Prievidza  | 11,2  | 5,3                             | 5,3        | 47,3  | 74,7  | 12,6  |
| Púchov   | 15,8  | 2,2                             | 10,6       | 67,2  | 74,4  | 9,9   |
| Trenčín  | 9,8   | 3,2                             | 4,9        | 50,2  | 65,7  | 13,9  |

**T 4 VYBRANÉ UKAZOVATELE POTRATOVOSTI PODĽA ÚZEMIA TRVALÉHO BYDLISKA**

SELECTED INDICATORS OF ABORTION ACCORDING TO TERRITORY OF PERMANENT RESIDENCE

1. pokračovanie

1<sup>st</sup> continuation

| Územie<br>trvalého bydliska<br><i>Territory<br/>of permanent residence</i> | Potraty na 1 000 žien v reprodukčnom veku<br><i>Abortions per 1 000 women in reproductive age</i> |                                 |            | UPT<br>na 100<br>potratov<br><i>LIA per 100<br/>abortions</i> | Zo 100 UPT<br><i>Out of 100 LIA</i>   |   |
|--|---|---------------------------------|------------|---|---|---|
|  | spolu<br><i>total</i>   | spontánne<br><i>spontaneous</i> | UPT<br>LIA |   | legálnych<br>UPT do<br>8. týždňa<br>LIA<br><i>up to 8<sup>th</sup><br/>week</i> | UPT zo<br>zdravotných<br>dôvodov<br>LIA due to<br><i>health<br/>reasons</i> |
| <b>Nitriansky kraj</b>   | <b>13,4</b>   | <b>3,5</b>                      | <b>7,6</b> | <b>57,1</b>   | <b>69,3</b>   | <b>13,9</b>   |
| Komárno  | 15,2  | 4,2                             | 8,8        | 58,0  | 63,6  | 15,6  |
| Levice   | 22,9  | 3,1                             | 15,6       | 68,0  | 77,4  | 10,4  |
| Nitra  | 12,5  | 3,8                             | 6,2        | 49,6  | 58,6  | 11,2  |
| Nové Zámky   | 10,7  | 4,3                             | 5,1        | 47,5  | 71,7  | 21,1  |
| Šaľa   | 11,8  | 3,0                             | 6,6        | 55,6  | 67,8  | 22,2  |
| Topoľčany  | 8,7   | 2,9                             | 4,7        | 53,5  | 71,4  | 14,3  |
| Zlaté Moravce  | 5,1   | 0,7                             | 3,7        | 73,1  | 65,8  | 7,9   |
| <b>Žilinský kraj</b>   | <b>9,6</b>  | <b>3,6</b>                      | <b>4,1</b> | <b>42,1</b>   | <b>61,5</b>   | <b>13,0</b>   |
| Bytča  | 9,0   | 3,1                             | 3,1        | 34,3  | 58,3  | 16,7  |
| Čadca  | 6,2   | 3,9                             | 1,3        | 20,4  | 53,3  | 20,0  |
| Dolný Kubín  | 6,7   | 3,0                             | 2,5        | 36,8  | 76,0  | 24,0  |
| Kysucké Nové Mesto   | 7,1   | 2,2                             | 3,0        | 41,7  | 52,0  | 4,0   |
| Liptovský Mikuláš  | 14,9  | 5,8                             | 8,2        | 54,8  | 63,5  | 10,8  |
| Martin   | 11,8  | 3,1                             | 7,1        | 60,3  | 63,1  | 14,8  |
| Námestovo  | 8,0   | 5,3                             | 1,0        | 12,6  | 68,8  | 12,5  |
| Ružomberok   | 9,6   | 4,4                             | 4,0        | 41,7  | 67,2  | 15,5  |
| Turčianske Teplice   | 3,0   | 0,3                             | 2,8        | 91,7  | 90,9  | 18,2  |
| Tvrdošín   | 9,0   | 5,6                             | 1,8        | 20,5  | 58,8  | 5,9   |
| Žilina   | 10,8  | 2,1                             | 4,7        | 43,0  | 55,4  | 10,9  |
| <b>Banskobystrický kraj</b>  | <b>13,5</b>   | <b>3,6</b>                      | <b>7,8</b> | <b>57,7</b>   | <b>67,7</b>   | <b>18,1</b>   |
| Banská Bystrica  | 12,1  | 2,3                             | 7,0        | 57,4  | 67,7  | 17,2  |
| Banská Štiavnica   | 18,4  | 6,4                             | 10,5       | 57,1  | 63,6  | 20,5  |
| Brezno   | 13,6  | 3,0                             | 8,0        | 58,6  | 59,5  | 23,0  |
| Detva  | 7,0   | 2,8                             | 3,5        | 50,9  | 51,7  | 6,9   |
| Krupina  | 7,6   | 3,3                             | 3,0        | 39,5  | 52,9  | –   |
| Lučenec  | 18,0  | 6,5                             | 9,4        | 52,1  | 68,2  | 16,5  |
| Poltár   | 9,0   | 0,9                             | 6,8        | 75,5  | 70,3  | 16,2  |
| Revúca   | 14,9  | 4,1                             | 8,2        | 54,7  | 72,8  | 22,2  |
| Rimavská Sobota  | 19,1  | 3,5                             | 11,9       | 62,4  | 69,7  | 17,9  |
| Veľký Krtíš  | 4,0   | 0,4                             | 3,3        | 82,6  | 71,1  | 10,5  |
| Zvolen   | 13,2  | 3,9                             | 8,0        | 60,3  | 76,4  | 22,1  |
| Žarnovica  | 11,4  | 4,9                             | 5,8        | 50,7  | 65,8  | 21,1  |
| Žiar nad Hronom  | 16,4  | 6,1                             | 9,0        | 54,6  | 63,6  | 15,9  |

**T 4 VYBRANÉ UKAZOVATELE POTRATOVOSTI PODĽA ÚZEMIA TRVALÉHO BYDLISKA**

SELECTED INDICATORS OF ABORTION ACCORDING TO TERRITORY OF PERMANENT RESIDENCE

dokončenie

End of table

| Územie<br>trvalého bydliska<br><i>Territory<br/>of permanent residence</i> | Potraty na 1 000 žien v reprodukčnom veku<br><i>Abortions per 1 000 women in reproductive age</i> |                                 |            | UPT<br>na 100<br>potratov<br><i>LIA per 100<br/>abortions</i> | Zo 100 UPT<br><i>Out of 100 LIA</i>   |   |
|--|---|---------------------------------|------------|---|---|---|
|  | spolu<br><i>total</i>   | spontánne<br><i>spontaneous</i> | UPT<br>LIA |   | legálnych<br>UPT do<br>8. týždňa<br>LIA<br><i>up to 8<sup>th</sup><br/>week</i> | UPT zo<br>zdravotných<br>dôvodov<br>LIA due to<br>health<br>reasons |
| <b>Prešovský kraj</b>  | <b>11,3</b>   | <b>4,5</b>                      | <b>4,1</b> | <b>36,3</b>   | <b>62,7</b>   | <b>16,8</b>   |
| Bardejov   | 6,3   | 4,1                             | 1,2        | 19,4  | 66,7  | 8,3   |
| Humenné  | 9,5   | 2,8                             | 4,0        | 41,8  | 50,0  | 28,8  |
| Kežmarok   | 13,6  | 6,5                             | 5,1        | 37,3  | 59,1  | 22,6  |
| Levoča   | 15,7  | 5,5                             | 8,1        | 51,9  | 59,4  | 13,0  |
| Medzilaborce   | 7,6   | 0,7                             | 4,1        | 54,5  | 66,7  | 16,7  |
| Poprad   | 14,0  | 3,0                             | 6,7        | 47,9  | 63,1  | 14,0  |
| Prešov   | 14,5  | 6,5                             | 4,8        | 33,1  | 76,4  | 15,9  |
| Sabinov  | 2,8   | 1,8                             | 0,5        | 19,5  | 62,5  | 12,5  |
| Snina  | 10,4  | 3,1                             | 5,1        | 48,5  | 54,0  | 12,0  |
| Stará Ľubovňa  | 11,8  | 9,6                             | 1,9        | 16,3  | 38,5  | 19,2  |
| Stropkov   | 6,6   | 2,1                             | 1,9        | 28,6  | 70,0  | 40,0  |
| Svidník  | 8,8   | 2,9                             | 2,4        | 27,6  | 42,9  | 9,5   |
| Vranov nad Topľou  | 11,7  | 2,8                             | 4,2        | 35,6  | 59,5  | 16,7  |
| <b>Košický kraj</b>  | <b>12,4</b>   | <b>3,7</b>                      | <b>6,1</b> | <b>49,3</b>   | <b>69,6</b>   | <b>12,0</b>   |
| Gelnica  | 13,7  | 4,1                             | 5,9        | 43,3  | 57,8  | 15,6  |
| Košice I   | 12,7  | 4,5                             | 5,7        | 44,9  | 77,4  | 12,3  |
| Košice II  | 12,5  | 5,3                             | 5,6        | 44,5  | 73,6  | 12,4  |
| Košice III   | 5,8   | 2,2                             | 2,4        | 41,9  | 72,2  | 11,1  |
| Košice IV  | 12,0  | 3,7                             | 6,6        | 54,8  | 79,3  | 14,1  |
| Košice-okolie  | 9,1   | 3,0                             | 4,6        | 51,3  | 62,9  | 10,7  |
| Michalovce   | 11,1  | 2,4                             | 5,5        | 50,0  | 76,8  | 12,9  |
| Rožňava  | 18,1  | 2,8                             | 12,1       | 67,0  | 63,5  | 12,7  |
| Sobrance   | 10,3  | 2,9                             | 3,1        | 29,8  | 82,4  | 11,8  |
| Spišská Nová Ves   | 15,6  | 5,5                             | 6,7        | 43,0  | 70,3  | 13,3  |
| Trebišov   | 12,7  | 3,7                             | 6,3        | 49,9  | 63,1  | 7,7   |

**T 5.1 POTRATY PODĽA DRUHU A VEKU ŽENY**

**ABORTIONS BY TYPE AND AGE OF WOMAN**

| Vek ženy<br>Age of woman | Potraty<br>Abortions | Spontánne potraty<br>Spontaneous abortions | Umelé prerušenie tehotenstva / LIA                     |  |  |   |  |                        | Iné potraty<br>Other abortions | Mimo-maternicové tehotenstvá<br>Extrauterine pregnancies |
|--------------------------|----------------------|--|--|--|--|---|--|------------------------|--------------------------------|--|
|                          |                      |  | legálne do 8. týždňa<br>LIA up to 8 <sup>th</sup> week | legálne od 9. do 12. týždňa<br>LIA from 9 <sup>th</sup> to 12 <sup>th</sup> week | spolu do 12. týždňa<br>total up to 12 <sup>th</sup> week | z toho zo zdravotných dôvodov<br>of which due to health reasons | legálne od 13. do 24. týždňa<br>LIA from 13 <sup>th</sup> to 24 <sup>th</sup> week | UPT spolu<br>LIA total |                                |  |
| <b>Úhrn<br/>Sum</b>      | <b>16 362</b>        | <b>5 248</b>                               | <b>5 356</b>   | <b>2 381</b>   | <b>7 737</b>   | <b>1 117</b>  | <b>262</b>   | <b>7 999</b>           | <b>2 750</b>                   | <b>365</b>   |
| -14                      | 27                   | 7  | 10   | 6  | 16   | 16  | 1  | 17                     | 3                              | -  |
| 15                       | 73                   | 21   | 25   | 20   | 45   | 5   | 1  | 46                     | 5                              | 1  |
| 16                       | 124                  | 41   | 37   | 27   | 64   | 4   | 3  | 67                     | 16                             | -  |
| 17                       | 239                  | 77   | 72   | 50   | 122  | 2   | 5  | 127                    | 33                             | 2  |
| 18                       | 270                  | 84   | 96   | 54   | 150  | -   | 5  | 155                    | 30                             | 1  |
| 19                       | 367                  | 106  | 122  | 82   | 204  | 9   | 5  | 209                    | 48                             | 4  |
| 15 - 19                  | 1 073                | 329  | 352  | 233  | 585  | 20  | 19   | 604                    | 132                            | 8  |
| 20                       | 452                  | 132  | 160  | 86   | 246  | 7   | 6  | 252                    | 58                             | 10   |
| 21                       | 490                  | 126  | 193  | 89   | 282  | 9   | 10   | 292                    | 66                             | 6  |
| 22                       | 494                  | 127  | 187  | 101  | 288  | 12  | 12   | 300                    | 63                             | 4  |
| 23                       | 515                  | 146  | 189  | 86   | 275  | 13  | 3  | 278                    | 81                             | 10   |
| 24                       | 558                  | 155  | 186  | 110  | 296  | 14  | 6  | 302                    | 88                             | 13   |
| 20 - 24                  | 2 509                | 686  | 915  | 472  | 1 387  | 55  | 37   | 1 424                  | 356                            | 43   |
| 25                       | 591                  | 189  | 175  | 98   | 273  | 10  | 8  | 281                    | 102                            | 19   |
| 26                       | 717                  | 246  | 208  | 114  | 322  | 26  | 8  | 330                    | 117                            | 24   |
| 27                       | 756                  | 281  | 214  | 98   | 312  | 11  | 6  | 318                    | 143                            | 14   |
| 28                       | 808                  | 285  | 219  | 119  | 338  | 22  | 16   | 354                    | 154                            | 15   |
| 29                       | 860                  | 323  | 230  | 99   | 329  | 20  | 7  | 336                    | 186                            | 15   |
| 25 - 29                  | 3 732                | 1 324                                      | 1 046  | 528  | 1 574  | 89  | 45   | 1 619                  | 702                            | 87   |
| 30                       | 871                  | 299  | 233  | 107  | 340  | 14  | 18   | 358                    | 180                            | 34   |
| 31                       | 860                  | 318  | 249  | 104  | 353  | 14  | 18   | 371                    | 146                            | 25   |
| 32                       | 767                  | 267  | 241  | 82   | 323  | 20  | 16   | 339                    | 145                            | 16   |
| 33                       | 834                  | 283  | 256  | 105  | 361  | 19  | 21   | 382                    | 140                            | 29   |
| 34                       | 870                  | 283  | 290  | 115  | 405  | 18  | 15   | 420                    | 142                            | 25   |
| 30 - 34                  | 4 202                | 1 450                                      | 1 269  | 513  | 1 782  | 85  | 88   | 1 870                  | 753                            | 129  |
| 35                       | 764                  | 248  | 244  | 98   | 342  | 25  | 14   | 356                    | 133                            | 27   |
| 36                       | 742                  | 243  | 239  | 87   | 326  | 9   | 13   | 339                    | 142                            | 18   |
| 37                       | 700                  | 209  | 254  | 88   | 342  | 14  | 11   | 353                    | 119                            | 19   |
| 38                       | 651                  | 186  | 249  | 86   | 335  | 17  | 12   | 347                    | 107                            | 11   |
| 39                       | 549                  | 167  | 189  | 81   | 270  | 9   | 6  | 276                    | 98                             | 8  |

**T 5.1 POTRATY PODĽA DRUHU A VEKU ŽENY**

## ABORTIONS BY TYPE AND AGE OF WOMAN

dokončenie

End of table

| Vek ženy<br>Age of woman | Potraty<br>Abortions | Spontánne potraty<br>Spontaneous abortions | Umelé prerušenie tehotenstva / LIA                     |  |  |   |  |                     | Iné potraty<br>Other abortions | Mimo-maternicové tehotenstvá<br>Extrauterine pregnancies |
|--------------------------|----------------------|--|--|--|--|---|--|---------------------|--------------------------------|--|
|                          |                      |  | legálne do 8. týždňa LIA<br>up to 8 <sup>th</sup> week | legálne od 9. do 12. týždňa LIA<br>from 9 <sup>th</sup> to 12 <sup>th</sup> week | spolu do 12. týždňa<br>total up to 12 <sup>th</sup> week | z toho zo zdravotných dôvodov<br>of which due to health reasons | legálne od 13. do 24. týždňa LIA<br>LIA from 13 <sup>th</sup> to 24 <sup>th</sup> week | UPT spolu LIA total |                                |  |
| 35 – 39                  | 3 406                | 1 053                                      | 1 175  | 440  | 1 615  | 74  | 56   | 1 671               | 599                            | 83   |
| 40                       | 427                  | 118  | 177  | 62   | 239  | 239   | 7  | 246                 | 56                             | 7  |
| 41                       | 344                  | 91   | 146  | 44   | 190  | 190   | 4  | 194                 | 57                             | 2  |
| 42                       | 278                  | 80   | 117  | 39   | 156  | 156   | 2  | 158                 | 36                             | 4  |
| 43                       | 176                  | 44   | 73   | 25   | 98   | 98  | 2  | 100                 | 32                             | –  |
| 44                       | 88                   | 31   | 36   | 9  | 45   | 45  | –  | 45                  | 10                             | 2  |
| 40 – 44                  | 1 313                | 364  | 549  | 179  | 728  | 728   | 15   | 743                 | 191                            | 15   |
| 45                       | 50                   | 15   | 25   | 4  | 29   | 29  | –  | 29                  | 6                              | –  |
| 46                       | 24                   | 6  | 11   | 4  | 15   | 15  | 1  | 16                  | 2                              | –  |
| 47                       | 15                   | 5  | 4  | 2  | 6  | 6   | –  | 6                   | 4                              | –  |
| 48                       | 6                    | 6  | –  | –  | –  | –   | –  | –                   | –                              | –  |
| 49                       | –                    | –  | –  | –  | –  | –   | –  | –                   | –                              | –  |
| 45 – 49                  | 95                   | 32   | 40   | 10   | 50   | 50  | 1  | 51                  | 12                             | –  |
| 50+                      | 5                    | 3  | –  | –  | –  | –   | –  | –                   | 2                              | –  |

**T 5.2 POTRATY PODĽA DRUHU, VEKU A ÚZEMIA TRVALÉHO BYDLISKA ŽENY**

ABORTIONS BY TYPE, AGE AND TERRITORY OF PERMANENT RESIDENCE OF WOMEN

| Veková skupina<br>Age group | Potraty<br>Abortions | Spontánne potraty<br>Spontaneous abortions | Umelé prerušenie tehotenstva / LIA                  |   |   |  |   |                     | Iné potraty<br>Other abortions | Mimo-maternicové tehotenstvá<br>Extrauterine pregnancies |
|-----------------------------|----------------------|--|---|---|---|--|---|---------------------|--------------------------------|--|
|                             |                      |  | legálne do 8. týždňa LIA up to 8 <sup>th</sup> week | legálne od 9. do 12. týždňa LIA from 9 <sup>th</sup> to 12 <sup>th</sup> week | spolu do 12. týždňa total up to 12 <sup>th</sup> week | z toho zo zdravotných dôvodov of which due to health reasons | legálne od 13. do 24. týždňa LIA from 13 <sup>th</sup> to 24 <sup>th</sup> week | UPT spolu LIA total |                                |  |

Slovenská republika

|              |               |              |              |              |              |              |            |              |              |            |
|--------------|---------------|--------------|--------------|--------------|--------------|--------------|------------|--------------|--------------|------------|
| <b>Spolu</b> | <b>16 347</b> | <b>5 242</b> | <b>5 350</b> | <b>2 379</b> | <b>7 729</b> | <b>1 117</b> | <b>262</b> | <b>7 991</b> | <b>2 749</b> | <b>365</b> |
| - 14         | 27            | 7            | 10           | 6            | 16           | 16           | 1          | 17           | 3            | -          |
| 15 - 19      | 1 072         | 329          | 351          | 233          | 584          | 20           | 19         | 603          | 132          | 8          |
| 20 - 24      | 2 506         | 685          | 913          | 472          | 1 385        | 55           | 37         | 1 422        | 356          | 43         |
| 25 - 29      | 3 728         | 1 322        | 1 045        | 527          | 1 572        | 89           | 45         | 1 617        | 702          | 87         |
| 30 - 34      | 4 199         | 1 448        | 1 268        | 513          | 1 781        | 85           | 88         | 1 869        | 753          | 129        |
| 35 - 39      | 3 403         | 1 053        | 1 174        | 439          | 1 613        | 74           | 56         | 1 669        | 598          | 83         |
| 40 - 44      | 1 312         | 363          | 549          | 179          | 728          | 728          | 15         | 743          | 191          | 15         |
| 45 - 49      | 95            | 32           | 40           | 10           | 50           | 50           | 1          | 51           | 12           | -          |
| 50+          | 5             | 3            | -            | -            | -            | -            | -          | -            | 2            | -          |

Bratislavský kraj

|              |              |            |            |            |            |            |           |            |            |           |
|--------------|--------------|------------|------------|------------|------------|------------|-----------|------------|------------|-----------|
| <b>Total</b> | <b>1 929</b> | <b>679</b> | <b>642</b> | <b>318</b> | <b>960</b> | <b>116</b> | <b>27</b> | <b>987</b> | <b>237</b> | <b>26</b> |
| - 14         | 1            | -          | 1          | -          | 1          | 1          | -         | 1          | -          | -         |
| 15 - 19      | 65           | 4          | 26         | 31         | 57         | 1          | -         | 57         | 4          | -         |
| 20 - 24      | 189          | 33         | 78         | 60         | 138        | 1          | 4         | 142        | 14         | -         |
| 25 - 29      | 382          | 145        | 111        | 68         | 179        | 4          | 7         | 186        | 45         | 6         |
| 30 - 34      | 560          | 235        | 166        | 63         | 229        | 3          | 6         | 235        | 80         | 10        |
| 35 - 39      | 542          | 199        | 180        | 74         | 254        | 4          | 8         | 262        | 72         | 9         |
| 40 - 44      | 171          | 56         | 74         | 20         | 94         | 94         | 1         | 95         | 19         | 1         |
| 45 - 49      | 17           | 6          | 6          | 2          | 8          | 8          | 1         | 9          | 2          | -         |
| 50 - 54      | 2            | 1          | -          | -          | -          | -          | -         | -          | 1          | -         |

Trnavský kraj

|              |              |            |            |            |            |            |           |            |            |           |
|--------------|--------------|------------|------------|------------|------------|------------|-----------|------------|------------|-----------|
| <b>Spolu</b> | <b>1 842</b> | <b>526</b> | <b>565</b> | <b>263</b> | <b>828</b> | <b>102</b> | <b>24</b> | <b>852</b> | <b>429</b> | <b>35</b> |
| - 14         | 3            | -          | 2          | 1          | 3          | 3          | -         | 3          | -          | -         |
| 15 - 19      | 100          | 31         | 31         | 22         | 53         | 2          | 1         | 54         | 14         | 1         |
| 20 - 24      | 258          | 50         | 76         | 67         | 143        | 4          | 2         | 145        | 58         | 5         |
| 25 - 29      | 427          | 135        | 119        | 51         | 170        | 3          | 2         | 172        | 111        | 9         |
| 30 - 34      | 493          | 163        | 136        | 52         | 188        | 5          | 10        | 198        | 121        | 11        |
| 35 - 39      | 407          | 111        | 139        | 53         | 192        | 6          | 7         | 199        | 90         | 7         |
| 40 - 44      | 141          | 31         | 57         | 16         | 73         | 73         | 2         | 75         | 33         | 2         |
| 45 - 49      | 12           | 5          | 5          | 1          | 6          | 6          | -         | 6          | 1          | -         |
| 50 - 54      | 1            | -          | -          | -          | -          | -          | -         | -          | 1          | -         |

**T 5.2 POTRATY PODĽA DRUHU, VEKU A ÚZEMIA TRVALÉHO BYDLISKA ŽENY**

## ABORTIONS BY TYPE, AGE AND TERRITORY OF PERMANENT RESIDENCE OF WOMEN

1. pokračovanie

1<sup>st</sup> continuation

| Veková skupina<br>Age group | Potraty<br>Abortions | Spon-tánne potraty<br>Spontaneous abortions | Umelé prerušenie tehotenstva / LIA                  |   |   |  |   |                     | Iné potraty<br>Other abortions | Mimo-maternicové tehotenstvá<br>Extrauterine pregnancies |
|-----------------------------|----------------------|---|---|---|---|--|---|---------------------|--------------------------------|--|
|                             |                      |   | legálne do 8. týždňa LIA up to 8 <sup>th</sup> week | legálne od 9. do 12. týždňa LIA from 9 <sup>th</sup> to 12 <sup>th</sup> week | spolu do 12. týždňa total up to 12 <sup>th</sup> week | z toho zo zdravotných dôvodov of which due to health reasons | legálne od 13. do 24. týždňa LIA from 13 <sup>th</sup> to 24 <sup>th</sup> week | UPT spolu LIA total |                                |  |

## Trenčiansky kraj

| <b>Spolu</b> | <b>1 561</b> | <b>522</b> | <b>551</b> | <b>211</b> | <b>762</b> | <b>103</b> | <b>20</b> | <b>782</b> | <b>217</b> | <b>40</b> |
|--------------|--------------|------------|------------|------------|------------|------------|-----------|------------|------------|-----------|
| - 14         | -            | -          | -          | -          | -          | -          | -         | -          | -          | -         |
| 15 - 19      | 83           | 14         | 34         | 28         | 62         | -          | 1         | 63         | 6          | -         |
| 20 - 24      | 221          | 62         | 86         | 40         | 126        | 2          | 1         | 127        | 27         | 5         |
| 25 - 29      | 349          | 134        | 107        | 43         | 150        | -          | 3         | 153        | 56         | 6         |
| 30 - 34      | 408          | 167        | 122        | 35         | 157        | 5          | 8         | 165        | 61         | 15        |
| 35 - 39      | 336          | 98         | 129        | 47         | 176        | 5          | 5         | 181        | 46         | 11        |
| 40 - 44      | 159          | 46         | 69         | 18         | 87         | 87         | 2         | 89         | 21         | 3         |
| 45 - 49      | 5            | 1          | 4          | -          | 4          | 4          | -         | 4          | -          | -         |

## Nitriansky kraj

| <b>Total</b> | <b>2 290</b> | <b>602</b> | <b>906</b> | <b>365</b> | <b>1 271</b> | <b>182</b> | <b>37</b> | <b>1 308</b> | <b>335</b> | <b>45</b> |
|--------------|--------------|------------|------------|------------|--------------|------------|-----------|--------------|------------|-----------|
| - 14         | 2            | -          | 1          | 1          | 2            | 2          | -         | 2            | -          | -         |
| 15 - 19      | 138          | 27         | 60         | 27         | 87           | 2          | 2         | 89           | 22         | -         |
| 20 - 24      | 350          | 78         | 161        | 62         | 223          | 13         | 7         | 230          | 38         | 4         |
| 25 - 29      | 521          | 160        | 181        | 86         | 267          | 18         | 3         | 270          | 82         | 9         |
| 30 - 34      | 606          | 154        | 221        | 92         | 313          | 16         | 18        | 331          | 102        | 19        |
| 35 - 39      | 490          | 133        | 204        | 64         | 268          | 20         | 7         | 275          | 71         | 11        |
| 40 - 44      | 169          | 47         | 70         | 31         | 101          | 101        | -         | 101          | 19         | 2         |
| 45 - 49      | 13           | 2          | 8          | 2          | 10           | 10         | -         | 10           | 1          | -         |
| 50 - 54      | 1            | 1          | -          | -          | -            | -          | -         | -            | -          | -         |

## Žilinský kraj

| <b>Spolu</b> | <b>1 696</b> | <b>630</b> | <b>439</b> | <b>239</b> | <b>678</b> | <b>93</b> | <b>36</b> | <b>714</b> | <b>292</b> | <b>60</b> |
|--------------|--------------|------------|------------|------------|------------|-----------|-----------|------------|------------|-----------|
| - 14         | 1            | -          | 1          | -          | 1          | 1         | -         | 1          | -          | -         |
| 15 - 19      | 77           | 17         | 29         | 24         | 53         | 1         | 2         | 55         | 4          | 1         |
| 20 - 24      | 260          | 93         | 80         | 44         | 124        | 3         | 5         | 129        | 33         | 5         |
| 25 - 29      | 375          | 160        | 62         | 54         | 116        | 6         | 7         | 123        | 83         | 9         |
| 30 - 34      | 469          | 179        | 111        | 62         | 173        | 7         | 13        | 186        | 80         | 24        |
| 35 - 39      | 360          | 122        | 103        | 38         | 141        | 5         | 7         | 148        | 72         | 18        |
| 40 - 44      | 140          | 53         | 49         | 16         | 65         | 65        | 2         | 67         | 17         | 3         |
| 45 - 49      | 13           | 5          | 4          | 1          | 5          | 5         | -         | 5          | 3          | -         |
| 55 - 59      | 1            | 1          | -          | -          | -          | -         | -         | -          | -          | -         |



### T 5.2 POTRATY PODĽA DRUHU, VEKU A ÚZEMIA TRVALÉHO BYDLISKA ŽENY

ABORTIONS BY TYPE, AGE AND TERRITORY OF PERMANENT RESIDENCE OF WOMEN

dokončenie

End of table

| Veková skupina<br>Age group | Potraty<br>Abortions | Spontánne potraty<br>Spontaneous abortions | Umelé prerušenie tehotenstva / LIA                  |   |   |  |   |                     | Iné potraty<br>Other abortions | Mimo-maternicové tehotenstvá<br>Extrauterine pregnancies |
|-----------------------------|----------------------|--|---|---|---|--|---|---------------------|--------------------------------|--|
|                             |                      |  | legálne do 8. týždňa LIA up to 8 <sup>th</sup> week | legálne od 9. do 12. týždňa LIA from 9 <sup>th</sup> to 12 <sup>th</sup> week | spolu do 12. týždňa total up to 12 <sup>th</sup> week | z toho zo zdravotných dôvodov of which due to health reasons | legálne od 13. do 24. týždňa LIA from 13 <sup>th</sup> to 24 <sup>th</sup> week | UPT spolu LIA total |                                |  |

#### Banskobystrický kraj

|              |              |            |            |            |              |            |           |              |            |           |
|--------------|--------------|------------|------------|------------|--------------|------------|-----------|--------------|------------|-----------|
| <b>Spolu</b> | <b>2 223</b> | <b>602</b> | <b>868</b> | <b>380</b> | <b>1 248</b> | <b>232</b> | <b>34</b> | <b>1 282</b> | <b>284</b> | <b>55</b> |
| - 14         | 8            | 2          | 3          | 2          | 5            | 5          | -         | 5            | 1          | -         |
| 15 - 19      | 170          | 51         | 59         | 38         | 97           | 7          | 4         | 101          | 15         | 3         |
| 20 - 24      | 384          | 90         | 161        | 78         | 239          | 21         | 2         | 241          | 45         | 8         |
| 25 - 29      | 507          | 149        | 171        | 80         | 251          | 28         | 4         | 255          | 83         | 20        |
| 30 - 34      | 558          | 167        | 212        | 85         | 297          | 29         | 9         | 306          | 71         | 14        |
| 35 - 39      | 405          | 98         | 163        | 70         | 233          | 16         | 12        | 245          | 52         | 10        |
| 40 - 44      | 179          | 42         | 91         | 26         | 117          | 117        | 3         | 120          | 17         | -         |
| 45 - 49      | 12           | 3          | 8          | 1          | 9            | 9          | -         | 9            | -          | -         |

#### Prešovský kraj

|              |              |            |            |            |            |            |           |            |            |           |
|--------------|--------------|------------|------------|------------|------------|------------|-----------|------------|------------|-----------|
| <b>Total</b> | <b>2 340</b> | <b>934</b> | <b>533</b> | <b>275</b> | <b>808</b> | <b>143</b> | <b>42</b> | <b>850</b> | <b>504</b> | <b>52</b> |
| - 14         | 10           | 4          | 2          | 1          | 3          | 3          | 1         | 4          | 2          | -         |
| 15 - 19      | 210          | 103        | 41         | 29         | 70         | 3          | 4         | 74         | 33         | -         |
| 20 - 24      | 409          | 166        | 99         | 47         | 146        | 3          | 8         | 154        | 79         | 10        |
| 25 - 29      | 578          | 248        | 111        | 70         | 181        | 18         | 8         | 189        | 126        | 15        |
| 30 - 34      | 532          | 203        | 119        | 55         | 174        | 10         | 14        | 188        | 126        | 15        |
| 35 - 39      | 409          | 160        | 95         | 39         | 134        | 6          | 4         | 138        | 102        | 9         |
| 40 - 44      | 180          | 45         | 64         | 32         | 96         | 96         | 3         | 99         | 33         | 3         |
| 45 - 49      | 12           | 5          | 2          | 2          | 4          | 4          | -         | 4          | 3          | -         |

#### Košický kraj

|              |              |            |            |            |              |            |           |              |            |           |
|--------------|--------------|------------|------------|------------|--------------|------------|-----------|--------------|------------|-----------|
| <b>Spolu</b> | <b>2 466</b> | <b>747</b> | <b>846</b> | <b>328</b> | <b>1 174</b> | <b>146</b> | <b>42</b> | <b>1 216</b> | <b>451</b> | <b>52</b> |
| - 14         | 2            | 1          | -          | 1          | 1            | 1          | -         | 1            | -          | -         |
| 15 - 19      | 229          | 82         | 71         | 34         | 105          | 4          | 5         | 110          | 34         | 3         |
| 20 - 24      | 435          | 113        | 172        | 74         | 246          | 8          | 8         | 254          | 62         | 6         |
| 25 - 29      | 589          | 191        | 183        | 75         | 258          | 12         | 11        | 269          | 116        | 13        |
| 30 - 34      | 573          | 180        | 181        | 69         | 250          | 10         | 10        | 260          | 112        | 21        |
| 35 - 39      | 454          | 132        | 161        | 54         | 215          | 12         | 6         | 221          | 93         | 8         |
| 40 - 44      | 173          | 43         | 75         | 20         | 95           | 95         | 2         | 97           | 32         | 1         |
| 45 - 49      | 11           | 5          | 3          | 1          | 4            | 4          | -         | 4            | 2          | -         |

**T 6 POTRATY PODĽA DRUHU, TRVALÉHO BYDLISKA A POČTU ŽIVONARODENÝCH DETÍ PRED POTRATOM**  
**ABORTIONS BY TYPE, PERMANENT RESIDENCE AND NUMBER OF LIVE-BORN CHILDREN BEFORE ABORTION**

| Počet živonarodených detí<br>Number of live-born children | Územie trvalého bydliska<br>Territory of permanent residence | Potraty spolu<br>Abortions total | Spontánne potraty<br>Spontaneous abortions | Umelé prerušenie tehotenstva / LIA                     |  |  |   |  |                        | Iné potraty<br>Other abortions | Mimo-maternicové tehotenstvá<br>Extrauterine pregnancies |
|---|--|----------------------------------|--|--|--|--|---|--|------------------------|--------------------------------|--|
|   |  |                                  |  | legálne do 8. týždňa<br>LIA up to 8 <sup>th</sup> week | legálne od 9. do 12. týždňa<br>LIA from 9 <sup>th</sup> to 12 <sup>th</sup> week | spolu do 12. týždňa<br>total up to 12 <sup>th</sup> week | z toho zo zdravotných dôvodov<br>of which due to health reasons | legálne od 13. do 24. týždňa<br>LIA from 13 <sup>th</sup> to 24 <sup>th</sup> week | UPT spolu<br>LIA total |                                |  |
| <b>Úhrn<br/>Sum</b>                                       | <b>úhrn<br/>sum</b>  | <b>16 362</b>                    | <b>5 248</b>                               | <b>5 356</b>   | <b>2 381</b>   | <b>7 737</b>   | <b>1 117</b>  | <b>262</b>   | <b>7 999</b>           | <b>2 750</b>                   | <b>365</b>   |
|   | Slovenská republika  | 16 347                           | 5 242                                      | 5 350  | 2 379  | 7 729  | 1 117   | 262  | 7 991                  | 2 749                          | 365  |
|   | Bratislavský kraj  | 1 929                            | 679  | 642  | 318  | 960  | 116   | 27   | 987                    | 237                            | 26   |
|   | Trnavský kraj  | 1 842                            | 526  | 565  | 263  | 828  | 102   | 24   | 852                    | 429                            | 35   |
|   | Trenčiansky kraj   | 1 561                            | 522  | 551  | 211  | 762  | 103   | 20   | 782                    | 217                            | 40   |
|   | Nitriansky kraj  | 2 290                            | 602  | 906  | 365  | 1 271  | 182   | 37   | 1 308                  | 335                            | 45   |
|   | Žilinský kraj  | 1 696                            | 630  | 439  | 239  | 678  | 93  | 36   | 714                    | 292                            | 60   |
|   | Bansko-bystrický kraj  | 2 223                            | 602  | 868  | 380  | 1 248  | 232   | 34   | 1 282                  | 284                            | 55   |
|   | Prešovský kraj   | 2 340                            | 934  | 533  | 275  | 808  | 143   | 42   | 850                    | 504                            | 52   |
|   | Košický kraj   | 2 466                            | 747  | 846  | 328  | 1 174  | 146   | 42   | 1 216                  | 451                            | 52   |
|   | bez TB v SR  | 15                               | 6  | 6  | 2  | 8  | –   | –  | 8                      | 1                              | –  |
| <b>Žiadne<br/>None</b>                                    | <b>spolu<br/>total</b>                                       | <b>5 623</b>                     | <b>2 142</b>                               | <b>1 383</b>   | <b>649</b>   | <b>2 032</b>   | <b>90</b>   | <b>110</b>   | <b>2 142</b>           | <b>1 172</b>                   | <b>167</b>   |
|   | Slovenská republika  | 5 614                            | 2 139                                      | 1 378  | 649  | 2 027  | 90  | 110  | 2 137                  | 1 171                          | 167  |
|   | Bratislavský kraj  | 734                              | 305  | 175  | 118  | 293  | 9   | 13   | 306                    | 108                            | 15   |
|   | Trnavský kraj  | 640                              | 211  | 128  | 85   | 213  | 8   | 9  | 222                    | 189                            | 18   |
|   | Trenčiansky kraj   | 572                              | 233  | 139  | 65   | 204  | 4   | 12   | 216                    | 112                            | 11   |
|   | Nitriansky kraj  | 758                              | 247  | 253  | 83   | 336  | 13  | 14   | 350                    | 139                            | 22   |
|   | Žilinský kraj  | 614                              | 259  | 124  | 66   | 190  | 7   | 18   | 208                    | 122                            | 25   |
|   | Bansko-bystrický kraj  | 702                              | 229  | 221  | 82   | 303  | 28  | 15   | 318                    | 123                            | 32   |
|   | Prešovský kraj   | 810                              | 371  | 133  | 64   | 197  | 9   | 12   | 209                    | 205                            | 25   |
|   | Košický kraj   | 784                              | 284  | 205  | 86   | 291  | 12  | 17   | 308                    | 173                            | 19   |
|   | without PR in SR   | 9                                | 3  | 5  | –  | 5  | –   | –  | 5                      | 1                              | –  |

**T 6 POTRATY PODĽA DRUHU, TRVALÉHO BYDLISKA A POČTU ŽIVONARODENÝCH DETÍ PRED POTRATOM**

ABORTIONS BY TYPE, PERMANENT RESIDENCE AND NUMBER OF LIVE-BORN CHILDREN BEFORE ABORTION

1. pokračovanie

1<sup>st</sup> continuation

| Počet živonardných detí<br>Number of live-born children | Územie trvalého bydliska<br>Territory of permanent residence | Potraty spolu<br>Abortions total | Spontánne potraty<br>Spontaneous abortions | Umelé prerušenie tehotenstva / LIA                     |  |  |   |  |                        | Iné potraty<br>Other abortions | Mimo-maternicové tehotenstvá<br>Extrauterine pregnancies |
|---|--|----------------------------------|--|--|--|--|---|--|------------------------|--------------------------------|--|
|   |  |                                  |  | legálne do 8. týždňa<br>LIA up to 8 <sup>th</sup> week | legálne od 9. do 12. týždňa<br>LIA from 9 <sup>th</sup> to 12 <sup>th</sup> week | spolu do 12. týždňa<br>total up to 12 <sup>th</sup> week | z toho zo zdravotných dôvodov<br>of which due to health reasons | legálne od 13. do 24. týždňa<br>LIA from 13 <sup>th</sup> to 24 <sup>th</sup> week | UPT spolu<br>LIA total |                                |  |
| Jedno<br>One  | <b>spolu</b>   | <b>4 713</b>                     | <b>1 624</b>                               | <b>1 427</b>   | <b>562</b>   | <b>1 989</b>   | <b>218</b>  | <b>106</b>   | <b>2 095</b>           | <b>871</b>                     | <b>123</b>   |
|   | Slovenská republika  | 4 710                            | 1 623                                      | 1 426  | 561  | 1 987  | 218   | 106  | 2 093                  | 871                            | 123  |
|   | Bratislavský kraj  | 648                              | 249  | 201  | 100  | 301  | 31  | 12   | 313                    | 81                             | 5  |
|   | Trnavský kraj  | 605                              | 176  | 183  | 77   | 260  | 21  | 9  | 269                    | 146                            | 14   |
|   | Trenčiansky kraj   | 465                              | 175  | 146  | 55   | 201  | 27  | 5  | 206                    | 65                             | 19   |
|   | Nitriansky kraj  | 663                              | 200  | 236  | 87   | 323  | 33  | 17   | 340                    | 109                            | 14   |
|   | Žilinský kraj  | 488                              | 201  | 103  | 49   | 152  | 18  | 15   | 167                    | 97                             | 23   |
|   | Bansko-bystrický kraj  | 603                              | 185  | 236  | 70   | 306  | 41  | 14   | 320                    | 85                             | 13   |
|   | Prešovský kraj   | 573                              | 229  | 101  | 48   | 149  | 16  | 17   | 166                    | 158                            | 20   |
|   | Košický kraj   | 665                              | 208  | 220  | 75   | 295  | 31  | 17   | 312                    | 130                            | 15   |
|   | bez TB v SR  | 3                                | 1  | 1  | 1  | 2  | –   | –  | 2                      | –                              | –  |
| Dve<br>Two  | <b>total</b>   | <b>3 765</b>                     | <b>841</b>                                 | <b>1 815</b>   | <b>614</b>   | <b>2 429</b>   | <b>470</b>  | <b>27</b>  | <b>2 456</b>           | <b>423</b>                     | <b>45</b>  |
|   | Slovenská republika  | 3 764                            | 840  | 1 815  | 614  | 2 429  | 470   | 27   | 2 456                  | 423                            | 45   |
|   | Bratislavský kraj  | 439                              | 100  | 227  | 71   | 298  | 60  | 1  | 299                    | 36                             | 4  |
|   | Trnavský kraj  | 412                              | 90   | 195  | 61   | 256  | 47  | 4  | 260                    | 61                             | 1  |
|   | Trenčiansky kraj   | 359                              | 78   | 195  | 47   | 242  | 42  | 3  | 245                    | 30                             | 6  |
|   | Nitriansky kraj  | 595                              | 100  | 316  | 106  | 422  | 82  | 5  | 427                    | 61                             | 7  |
|   | Žilinský kraj  | 400                              | 101  | 152  | 87   | 239  | 41  | 3  | 242                    | 48                             | 9  |
|   | Bansko-bystrický kraj  | 529                              | 101  | 278  | 105  | 383  | 98  | 3  | 386                    | 37                             | 5  |
|   | Prešovský kraj   | 487                              | 162  | 174  | 67   | 241  | 47  | 5  | 246                    | 76                             | 3  |
|   | Košický kraj   | 543                              | 108  | 278  | 70   | 348  | 53  | 3  | 351                    | 74                             | 10   |
|   | without PR in SR   | 1                                | 1  | –  | –  | –  | –   | –  | –                      | –                              | –  |

**T 6 POTRATY PODĽA DRUHU, TRVALÉHO BYDLISKA A POČTU ŽIVONARODENÝCH DETÍ PRED POTRATOM**

ABORTIONS BY TYPE, PERMANENT RESIDENCE AND NUMBER OF LIVE-BORN CHILDREN BEFORE ABORTION

2. pokračovanie

2<sup>nd</sup> continuation

| Počet živonarodených detí<br>Number of live-born children | Územie trvalého bydliska<br>Territory of permanent residence | Potraty spolu<br>Abortions total | Spontánne potraty<br>Spontaneous abortions | Umelé prerušenie tehotenstva / LIA                     |  |  |   |  |                        | Iné potraty<br>Other abortions | Mimo-maternicové tehotenstvá<br>Extrauterine pregnancies |
|---|--|----------------------------------|--|--|--|--|---|--|------------------------|--------------------------------|--|
|   |  |                                  |  | legálne do 8. týždňa<br>LIA up to 8 <sup>th</sup> week | legálne od 9. do 12. týždňa<br>LIA from 9 <sup>th</sup> to 12 <sup>th</sup> week | spolu do 12. týždňa<br>total up to 12 <sup>th</sup> week | z toho zo zdravotných dôvodov<br>of which due to health reasons | legálne od 13. do 24. týždňa<br>LIA from 13 <sup>th</sup> to 24 <sup>th</sup> week | UPT spolu<br>LIA total |                                |  |
| Tri<br>Three  | <b>spolu</b>   | <b>1 278</b>                     | <b>296</b>                                 | <b>490</b>   | <b>306</b>   | <b>796</b>   | <b>179</b>  | <b>9</b>   | <b>805</b>             | <b>160</b>                     | <b>17</b>  |
|   | Slovenská republika  | 1 277                            | 296  | 490  | 305  | 795  | 179   | 9  | 804                    | 160                            | 17   |
|   | Bratislavský kraj  | 75                               | 16   | 34   | 17   | 51   | 10  | –  | 51                     | 7                              | 1  |
|   | Trnavský kraj  | 124                              | 28   | 44   | 27   | 71   | 17  | –  | 71                     | 24                             | 1  |
|   | Trenčiansky kraj   | 114                              | 25   | 54   | 25   | 79   | 19  | –  | 79                     | 7                              | 3  |
|   | Nitriansky kraj  | 178                              | 31   | 81   | 47   | 128  | 29  | –  | 128                    | 18                             | 1  |
|   | Žilinský kraj  | 130                              | 45   | 41   | 26   | 67   | 18  | –  | 67                     | 17                             | 1  |
|   | Bansko-bystrický kraj  | 215                              | 34   | 82   | 72   | 154  | 33  | 2  | 156                    | 22                             | 3  |
|   | Prešovský kraj   | 227                              | 70   | 69   | 49   | 118  | 32  | 3  | 121                    | 32                             | 4  |
|   | Košický kraj   | 214                              | 47   | 85   | 42   | 127  | 21  | 4  | 131                    | 33                             | 3  |
|   | bez TB v SR  | 1                                | –  | –  | 1  | 1  | –   | –  | 1                      | –                              | –  |
| Štyri<br>Four   | <b>total</b>   | <b>487</b>                       | <b>150</b>                                 | <b>132</b>   | <b>130</b>   | <b>262</b>   | <b>80</b>   | <b>5</b>   | <b>267</b>             | <b>62</b>                      | <b>8</b>   |
|   | Slovenská republika  | 486                              | 149  | 132  | 130  | 262  | 80  | 5  | 267                    | 62                             | 8  |
|   | Bratislavský kraj  | 24                               | 5  | 4  | 10   | 14   | 5   | 1  | 15                     | 3                              | 1  |
|   | Trnavský kraj  | 34                               | 10   | 12   | 7  | 19   | 6   | –  | 19                     | 4                              | 1  |
|   | Trenčiansky kraj   | 38                               | 10   | 10   | 15   | 25   | 8   | –  | 25                     | 2                              | 1  |
|   | Nitriansky kraj  | 51                               | 13   | 10   | 22   | 32   | 13  | –  | 32                     | 6                              | –  |
|   | Žilinský kraj  | 41                               | 13   | 16   | 6  | 22   | 6   | –  | 22                     | 5                              | 1  |
|   | Bansko-bystrický kraj  | 78                               | 19   | 23   | 25   | 48   | 11  | –  | 48                     | 10                             | 1  |
|   | Prešovský kraj   | 110                              | 42   | 32   | 20   | 52   | 19  | 3  | 55                     | 13                             | –  |
|   | Košický kraj   | 110                              | 37   | 25   | 25   | 50   | 12  | 1  | 51                     | 19                             | 3  |
|   | without PR in SR   | 1                                | 1  | –  | –  | –  | –   | –  | –                      | –                              | –  |

**T 6 POTRATY PODĽA DRUHU, TRVALÉHO BYDLISKA A POČTU ŽIVONARODENÝCH DEŤÍ PRED POTRATOM**

ABORTIONS BY TYPE, PERMANENT RESIDENCE AND NUMBER OF LIVE-BORN CHILDREN BEFORE ABORTION

dokončenie

End of table

| Počet živonarodených detí<br>Number of live-born children | Územie trvalého bydliska<br>Territory of permanent residence | Potraty spolu<br>Abortions total | Spontánne potraty<br>Spontaneous abortions | Umelé prerušenie tehotenstva / LIA                     |  |  |   |  |                        | Iné potraty<br>Other abortions | Mimo-maternicové tehotenstvá<br>Extrauterine pregnancies |
|---|--|----------------------------------|--|--|--|--|---|--|------------------------|--------------------------------|--|
|   |  |                                  |  | legálne do 8. týždňa<br>LIA up to 8 <sup>th</sup> week | legálne od 9. do 12. týždňa<br>LIA from 9 <sup>th</sup> to 12 <sup>th</sup> week | spolu do 12. týždňa<br>total up to 12 <sup>th</sup> week | z toho zo zdravotných dôvodov<br>of which due to health reasons | legálne od 13. do 24. týždňa<br>LIA from 13 <sup>th</sup> to 24 <sup>th</sup> week | UPT spolu<br>LIA total |                                |  |
| <b>Päť a viac<br/>Five and more</b>                       | <b>spolu</b>   | <b>496</b>                       | <b>195</b>                                 | <b>109</b>   | <b>120</b>   | <b>229</b>   | <b>80</b>   | <b>5</b>   | <b>234</b>             | <b>62</b>                      | <b>5</b>   |
|   | Slovenská republika  | 496                              | 195  | 109  | 120  | 229  | 80  | 5  | 234                    | 62                             | 5  |
|   | Bratislavský kraj  | 9                                | 4  | 1  | 2  | 3  | 1   | –  | 3                      | 2                              | –  |
|   | Trnavský kraj  | 27                               | 11   | 3  | 6  | 9  | 3   | 2  | 11                     | 5                              | –  |
|   | Trenčiansky kraj   | 13                               | 1  | 7  | 4  | 11   | 3   | –  | 11                     | 1                              | –  |
|   | Nitriansky kraj  | 45                               | 11   | 10   | 20   | 30   | 12  | 1  | 31                     | 2                              | 1  |
|   | Žilinský kraj  | 23                               | 11   | 3  | 5  | 8  | 3   | –  | 8                      | 3                              | 1  |
|   | Bansko-bystrický kraj  | 96                               | 34   | 28   | 26   | 54   | 21  | –  | 54                     | 7                              | 1  |
|   | Prešovský kraj   | 133                              | 60   | 24   | 27   | 51   | 20  | 2  | 53                     | 20                             | –  |
|   | Košický kraj   | 150                              | 63   | 33   | 30   | 63   | 17  | –  | 63                     | 22                             | 2  |
|   | bez TB v SR  | –                                | –  | –  | –  | –  | –   | –  | –                      | –                              | –  |

**T 7 POTRATY PODĽA DRUHU, POČTU ŽIVONARODENÝCH DETÍ PRED POTRATOM  
A VEKOVEJ SKUPINY ŽENY**  
ABORTIONS BY TYPE, NUMBER OF LIVE-BORN CHILDREN BEFORE ABORTION AND AGE  
GROUP OF WOMAN

| Počet živonarodených detí<br>Number of live-born children | Veková skupina<br>Age group | Potraty spolu<br>Abortions total | Spontánne potraty<br>Spontaneous abortions | Umelé prerušenie tehotenstva / LIA                     |  |  |   |  |                        | Iné potraty<br>Other abortions | Mimo-maternicové tehotenstvá<br>Extrauterine pregnancies |
|---|-----------------------------|----------------------------------|--|--|--|--|---|--|------------------------|--------------------------------|--|
|   |                             |                                  |  | legálne do 8. týždňa<br>LIA up to 8 <sup>th</sup> week | legálne od 9. do 12. týždňa<br>LIA from 9 <sup>th</sup> to 12 <sup>th</sup> week | spolu do 12. týždňa<br>total up to 12 <sup>th</sup> week | z toho zo zdravotných dôvodov<br>of which due to health reasons | legálne od 13. do 24. týždňa<br>LIA from 13 <sup>th</sup> to 24 <sup>th</sup> week | UPT spolu<br>LIA total |                                |  |
| <b>Úhrn<br/>Sum</b>                                       | <b>úhrn<br/>sum</b>         | <b>16 362</b>                    | <b>5 248</b>                               | <b>5 356</b>   | <b>2 381</b>   | <b>7 737</b>   | <b>1 117</b>  | <b>262</b>   | <b>7 999</b>           | <b>2 750</b>                   | <b>365</b>   |
|   | - 14                        | 27                               | 7  | 10   | 6  | 16   | 16  | 1  | 17                     | 3                              | -  |
|   | 15 - 19                     | 1 073                            | 329  | 352  | 233  | 585  | 20  | 19   | 604                    | 132                            | 8  |
|   | 20 - 24                     | 2 509                            | 686  | 915  | 472  | 1 387  | 55  | 37   | 1 424                  | 356                            | 43   |
|   | 25 - 29                     | 3 732                            | 1 324                                      | 1 046  | 528  | 1 574  | 89  | 45   | 1 619                  | 702                            | 87   |
|   | 30 - 34                     | 4 202                            | 1 450                                      | 1 269  | 513  | 1 782  | 85  | 88   | 1 870                  | 753                            | 129  |
|   | 35 - 39                     | 3 406                            | 1 053                                      | 1 175  | 440  | 1 615  | 74  | 56   | 1 671                  | 599                            | 83   |
|   | 40 - 44                     | 1 313                            | 364  | 549  | 179  | 728  | 728   | 15   | 743                    | 191                            | 15   |
|   | 45 - 49                     | 95                               | 32   | 40   | 10   | 50   | 50  | 1  | 51                     | 12                             | -  |
|   | 50+                         | 5                                | 3  | -  | -  | -  | -   | -  | -                      | 2                              | -  |
| <b>Žiadne<br/>None</b>                                    | <b>spolu</b>                | <b>5 623</b>                     | <b>2 142</b>                               | <b>1 383</b>   | <b>649</b>   | <b>2 032</b>   | <b>90</b>   | <b>110</b>   | <b>2 142</b>           | <b>1 172</b>                   | <b>167</b>   |
|   | - 14                        | 27                               | 7  | 10   | 6  | 16   | 16  | 1  | 17                     | 3                              | -  |
|   | 15 - 19                     | 868                              | 251  | 294  | 199  | 493  | 12  | 12   | 505                    | 106                            | 6  |
|   | 20 - 24                     | 1 384                            | 386  | 513  | 223  | 736  | 14  | 25   | 761                    | 209                            | 28   |
|   | 25 - 29                     | 1 627                            | 678  | 330  | 142  | 472  | 13  | 22   | 494                    | 400                            | 55   |
|   | 30 - 34                     | 1 101                            | 527  | 152  | 55   | 207  | 8   | 31   | 238                    | 281                            | 55   |
|   | 35 - 39                     | 493                              | 240  | 66   | 16   | 82   | 1   | 14   | 96                     | 137                            | 20   |
|   | 40 - 44                     | 114                              | 48   | 18   | 7  | 25   | 25  | 4  | 29                     | 34                             | 3  |
|   | 45 - 49                     | 9                                | 5  | -  | 1  | 1  | 1   | 1  | 2                      | 2                              | -  |
|   | 50+                         | -                                | -  | -  | -  | -  | -   | -  | -                      | -                              | -  |
| <b>Jedno<br/>One</b>                                      | <b>total</b>                | <b>4 713</b>                     | <b>1 624</b>                               | <b>1 427</b>   | <b>562</b>   | <b>1 989</b>   | <b>218</b>  | <b>106</b>   | <b>2 095</b>           | <b>871</b>                     | <b>123</b>   |
|   | - 14                        | -                                | -  | -  | -  | -  | -   | -  | -                      | -                              | -  |
|   | 15 - 19                     | 171                              | 63   | 51   | 26   | 77   | 6   | 6  | 83                     | 23                             | 2  |
|   | 20 - 24                     | 708                              | 186  | 264  | 147  | 411  | 24  | 7  | 418                    | 92                             | 12   |
|   | 25 - 29                     | 1 099                            | 380  | 339  | 140  | 479  | 16  | 18   | 497                    | 198                            | 24   |
|   | 30 - 34                     | 1 420                            | 529  | 373  | 119  | 492  | 18  | 45   | 537                    | 305                            | 49   |
|   | 35 - 39                     | 1 019                            | 372  | 285  | 99   | 384  | 8   | 27   | 411                    | 207                            | 29   |
|   | 40 - 44                     | 285                              | 90   | 110  | 29   | 139  | 139   | 3  | 142                    | 46                             | 7  |
|   | 45 - 49                     | 11                               | 4  | 5  | 2  | 7  | 7   | -  | 7                      | -                              | -  |
|   | 50+                         | -                                | -  | -  | -  | -  | -   | -  | -                      | -                              | -  |

**T 7 POTRATY PODĽA DRUHU, POČTU ŽIVONARODENÝCH DEŤÍ PRED POTRATOM  
A VEKOVEJ SKUPINY ŽENY**

ABORTIONS BY TYPE, NUMBER OF LIVE-BORN CHILDREN BEFORE ABORTION AND AGE GROUP OF WOMAN

1. pokračovanie

1<sup>st</sup> continuation

| Počet živonaro-<br>dených detí<br>Number of live-<br>born children | Veková skupina<br>Age group | Potraty spolu<br>Abortions total | Spon-<br>tánne potraty<br>Spontaneous abortions | Umelé prerušenie tehotenstva / LIA                  |   |   |   |   |                     | Iné potraty<br>Other abortions | Mimo-<br>mater-<br>nicové teho-<br>tenstvá<br>Extraute-<br>rine pregnancies |
|--|-----------------------------|----------------------------------|---|---|---|---|---|---|---------------------|--------------------------------|---|
|  |                             |                                  |   | legálne do 8. týždňa LIA up to 8 <sup>th</sup> week | legálne od 9. do 12. týždňa LIA from 9 <sup>th</sup> to 12 <sup>th</sup> week | spolu do 12. týždňa total up to 12 <sup>th</sup> week | z toho zo zdra-<br>votných dôvodov of which due to health reasons | legálne od 13. do 24. týždňa LIA from 13 <sup>th</sup> to 24 <sup>th</sup> week | UPT spolu LIA total |                                |   |
| Dve<br>Two   | <b>spolu</b>                | <b>3 765</b>                     | <b>841</b>                                      | <b>1 815</b>  | <b>614</b>  | <b>2 429</b>  | <b>470</b>  | <b>27</b>   | <b>2 456</b>        | <b>423</b>                     | <b>45</b>   |
|  | - 14                        | -                                | -   | -   | -   | -   | -   | -   | -                   | -                              | -   |
|  | 15 - 19                     | 27                               | 14  | 6   | 4   | 10  | 2   | 1   | 11                  | 2                              | -   |
|  | 20 - 24                     | 270                              | 64  | 110   | 61  | 171   | 11  | 1   | 172                 | 32                             | 2   |
|  | 25 - 29                     | 594                              | 129   | 270   | 131   | 401   | 33  | 2   | 403                 | 56                             | 6   |
|  | 30 - 34                     | 1 089                            | 223   | 569   | 170   | 739   | 29  | 9   | 748                 | 105                            | 13  |
|  | 35 - 39                     | 1 216                            | 274   | 572   | 179   | 751   | 38  | 11  | 762                 | 158                            | 22  |
|  | 40 - 44                     | 519                              | 122   | 264   | 65  | 329   | 329   | 3   | 332                 | 63                             | 2   |
|  | 45 - 49                     | 46                               | 13  | 24  | 4   | 28  | 28  | -   | 28                  | 5                              | -   |
|  | 50+                         | 4                                | 2   | -   | -   | -   | -   | -   | -                   | 2                              | -   |
| Tri<br>Three   | <b>total</b>                | <b>1 278</b>                     | <b>296</b>                                      | <b>490</b>  | <b>306</b>  | <b>796</b>  | <b>179</b>  | <b>9</b>  | <b>805</b>          | <b>160</b>                     | <b>17</b>   |
|  | - 14                        | -                                | -   | -   | -   | -   | -   | -   | -                   | -                              | -   |
|  | 15 - 19                     | 6                                | 1   | 1   | 3   | 4   | -   | -   | 4                   | 1                              | -   |
|  | 20 - 24                     | 90                               | 28  | 20  | 29  | 49  | 3   | 3   | 52                  | 9                              | 1   |
|  | 25 - 29                     | 223                              | 54  | 71  | 71  | 142   | 11  | -   | 142                 | 26                             | 1   |
|  | 30 - 34                     | 306                              | 69  | 107   | 86  | 193   | 8   | 1   | 194                 | 36                             | 7   |
|  | 35 - 39                     | 422                              | 86  | 188   | 78  | 266   | 15  | 2   | 268                 | 62                             | 6   |
|  | 40 - 44                     | 216                              | 55  | 94  | 38  | 132   | 132   | 3   | 135                 | 24                             | 2   |
|  | 45 - 49                     | 14                               | 2   | 9   | 1   | 10  | 10  | -   | 10                  | 2                              | -   |
|  | 50+                         | 1                                | 1   | -   | -   | -   | -   | -   | -                   | -                              | -   |
| Štyri<br>Four  | <b>spolu</b>                | <b>487</b>                       | <b>150</b>                                      | <b>132</b>  | <b>130</b>  | <b>262</b>  | <b>80</b>   | <b>5</b>  | <b>267</b>          | <b>62</b>                      | <b>8</b>  |
|  | - 14                        | -                                | -   | -   | -   | -   | -   | -   | -                   | -                              | -   |
|  | 15 - 19                     | -                                | -   | -   | -   | -   | -   | -   | -                   | -                              | -   |
|  | 20 - 24                     | 43                               | 15  | 6   | 10  | 16  | 3   | 1   | 17                  | 11                             | -   |
|  | 25 - 29                     | 92                               | 35  | 19  | 24  | 43  | 8   | 3   | 46                  | 11                             | -   |
|  | 30 - 34                     | 140                              | 43  | 38  | 43  | 81  | 9   | -   | 81                  | 12                             | 4   |
|  | 35 - 39                     | 118                              | 33  | 37  | 31  | 68  | 6   | -   | 68                  | 14                             | 3   |
|  | 40 - 44                     | 86                               | 22  | 30  | 21  | 51  | 51  | 1   | 52                  | 11                             | 1   |
|  | 45 - 49                     | 8                                | 2   | 2   | 1   | 3   | 3   | -   | 3                   | 3                              | -   |
|  | 50+                         | -                                | -   | -   | -   | -   | -   | -   | -                   | -                              | -   |

**T 7 POTRATY PODĽA DRUHU, POČTU ŽIVONARODENÝCH DETÍ PRED POTRATOM  
A VEKOVEJ SKUPINY ŽENY**

 ABORTIONS BY TYPE, NUMBER OF LIVE-BORN CHILDREN BEFORE ABORTION AND AGE  
GROUP OF WOMAN

dokončenie

End of table

| Počet<br>živo-<br>naro-<br>dených<br>detí<br>Number<br>of live-<br>born<br>children | Veková<br>skupina<br>Age<br>group | Potraty<br>spolu<br>Aborti-<br>ons total | Spon-<br>tánne<br>potraty<br>Sponta-<br>neous<br>abortions | Umelé prerušenie tehotenstva / LIA                                 |  |  |   |  |                              | Iné<br>potraty<br>Other<br>aborti-<br>ons | Mimo-<br>mater-<br>nicové<br>teho-<br>tenstvá<br>Extraute-<br>rine<br>pregnan-<br>cies |
|---|-----------------------------------|--|--|--|--|--|---|--|------------------------------|---|--|
|   |                                   |  |  | legálne<br>do 8.<br>týždňa<br>LIA up<br>to 8 <sup>th</sup><br>week | legálne<br>od 9.<br>do 12.<br>týždňa<br>LIA<br>from<br>9 <sup>th</sup> to 12 <sup>th</sup><br>week | spolu<br>do 12.<br>týždňa<br>total up<br>to 12 <sup>th</sup><br>week | z toho<br>zo zdra-<br>votných<br>dôvodov<br>of which<br>due to<br>health<br>reasons | legálne<br>od 13.<br>do 24.<br>týždňa<br>LIA<br>from 13 <sup>th</sup><br>to 24 <sup>th</sup><br>week | UPT<br>spolu<br>LIA<br>total |   |  |
| <b>Päť<br/>a viac<br/>Five<br/>and<br/>more</b>                                     | <b>spolu<br/>total</b>            | <b>496</b>                               | <b>195</b>   | <b>109</b>   | <b>120</b>   | <b>229</b>   | <b>80</b>   | <b>5</b>   | <b>234</b>                   | <b>62</b>                                 | <b>5</b>   |
|   | - 14                              | -  | -  | -  | -  | -  | -   | -  | -                            | -   | -  |
|   | 15 - 19                           | 1  | -  | -  | 1  | 1  | -   | -  | 1                            | -   | -  |
|   | 20 - 24                           | 14                                       | 7  | 2  | 2  | 4  | -   | -  | 4                            | 3   | -  |
|   | 25 - 29                           | 97                                       | 48   | 17   | 20   | 37   | 8   | -  | 37                           | 11  | 1  |
|   | 30 - 34                           | 146                                      | 59   | 30   | 40   | 70   | 13  | 2  | 72                           | 14  | 1  |
|   | 35 - 39                           | 138                                      | 48   | 27   | 37   | 64   | 6   | 2  | 66                           | 21  | 3  |
|   | 40 - 44                           | 93                                       | 27   | 33   | 19   | 52   | 52  | 1  | 53                           | 13  | -  |
|   | 45 - 49                           | 7  | 6  | -  | 1  | 1  | 1   | -  | 1                            | -   | -  |
|   | 50+                               | -  | -  | -  | -  | -  | -   | -  | -                            | -   | -  |



**T 8 POTRATY PODĽA DRUHU, ÚZEMIA TRVALÉHO BYDLISKA ŽENY A RODINNÉHO STAVU**  
**ABORTIONS BY TYPE, PERMANENT RESIDENCE OF WOMAN AND MARITAL STATUS**

| Územie trvalého bydliska<br>Territory of permanent residence | Rodinný stav<br>Marital status | Potraty spolu<br>Abortions total | Spontánne potraty<br>Spontaneous abortions | Umelé prerušenie tehotenstva / LIA                     |  |  |   |  |                        | Iné potraty<br>Other abortions | Mimo-maternicové tehotenstvá<br>Extrauterine pregnancies |
|--|--------------------------------|----------------------------------|--|--|--|--|---|--|------------------------|--------------------------------|--|
|  |                                |                                  |  | legálne do 8. týždňa<br>LIA up to 8 <sup>th</sup> week | legálne od 9. do 12. týždňa<br>LIA from 9 <sup>th</sup> to 12 <sup>th</sup> week | spolu do 12. týždňa<br>total up to 12 <sup>th</sup> week | z toho zo zdravotných dôvodov<br>of which due to health reasons | legálne od 13. do 24. týždňa<br>LIA from 13 <sup>th</sup> to 24 <sup>th</sup> week | UPT spolu<br>LIA total |                                |  |
| <b>Úhrn<br/>Sum</b>  | <b>úhrn</b>                    | <b>16 362</b>                    | <b>5 248</b>                               | <b>5 356</b>   | <b>2 381</b>   | <b>7 737</b>   | <b>1 117</b>  | <b>262</b>   | <b>7 999</b>           | <b>2 750</b>                   | <b>365</b>   |
|  | slobodná                       | 6 968                            | 1 993                                      | 2 431  | 1 318  | 3 749  | 251   | 90   | 3 839                  | 997                            | 139  |
|  | vydatá                         | 7 789                            | 2 878                                      | 2 235  | 777  | 3 012  | 629   | 158  | 3 170                  | 1 548                          | 193  |
|  | rozvedená                      | 1 317                            | 261  | 609  | 253  | 862  | 205   | 12   | 874                    | 156                            | 26   |
|  | vdova                          | 90                               | 23   | 39   | 15   | 54   | 22  | –  | 54                     | 12                             | 1  |
|  | nezistené                      | 198                              | 93   | 42   | 18   | 60   | 10  | 2  | 62                     | 37                             | 6  |
| Slovenská republika  | <b>sum</b>                     | <b>16 347</b>                    | <b>5 242</b>                               | <b>5 350</b>   | <b>2 379</b>   | <b>7 729</b>   | <b>1 117</b>  | <b>262</b>   | <b>7 991</b>           | <b>2 749</b>                   | <b>365</b>   |
|  | single                         | 6 959                            | 1 990                                      | 2 425  | 1 318  | 3 743  | 251   | 90   | 3 833                  | 997                            | 139  |
|  | married                        | 7 785                            | 2 876                                      | 2 235  | 775  | 3 010  | 629   | 158  | 3 168                  | 1 548                          | 193  |
|  | divorced                       | 1 317                            | 261  | 609  | 253  | 862  | 205   | 12   | 874                    | 156                            | 26   |
|  | widow                          | 90                               | 23   | 39   | 15   | 54   | 22  | –  | 54                     | 12                             | 1  |
|  | unknown                        | 196                              | 92   | 42   | 18   | 60   | 10  | 2  | 62                     | 36                             | 6  |
| Bratislavský kraj  | <b>spolu</b>                   | <b>1 929</b>                     | <b>679</b>                                 | <b>642</b>   | <b>318</b>   | <b>960</b>   | <b>116</b>  | <b>27</b>  | <b>987</b>             | <b>237</b>                     | <b>26</b>  |
|  | slobodná                       | 794                              | 211  | 296  | 189  | 485  | 18  | 10   | 495                    | 81                             | 7  |
|  | vydatá                         | 939                              | 412  | 259  | 97   | 356  | 70  | 16   | 372                    | 137                            | 18   |
|  | rozvedená                      | 150                              | 31   | 77   | 26   | 103  | 26  | 1  | 104                    | 14                             | 1  |
|  | vdova                          | 9                                | 2  | 5  | 2  | 7  | 2   | –  | 7                      | –                              | –  |
|  | nezistené                      | 37                               | 23   | 5  | 4  | 9  | –   | –  | 9                      | 5                              | –  |
| Trnavský kraj  | <b>total</b>                   | <b>1 842</b>                     | <b>526</b>                                 | <b>565</b>   | <b>263</b>   | <b>828</b>   | <b>102</b>  | <b>24</b>  | <b>852</b>             | <b>429</b>                     | <b>35</b>  |
|  | single                         | 804                              | 214  | 243  | 149  | 392  | 22  | 7  | 399                    | 170                            | 21   |
|  | married                        | 826                              | 263  | 235  | 74   | 309  | 58  | 15   | 324                    | 227                            | 12   |
|  | divorced                       | 189                              | 43   | 78   | 37   | 115  | 16  | 2  | 117                    | 27                             | 2  |
|  | widow                          | 11                               | 3  | 4  | 2  | 6  | 4   | –  | 6                      | 2                              | –  |
|  | unknown                        | 12                               | 3  | 5  | 1  | 6  | 2   | –  | 6                      | 3                              | –  |
| Trenčiansky kraj   | <b>spolu</b>                   | <b>1 561</b>                     | <b>522</b>                                 | <b>551</b>   | <b>211</b>   | <b>762</b>   | <b>103</b>  | <b>20</b>  | <b>782</b>             | <b>217</b>                     | <b>40</b>  |
|  | slobodná                       | 652                              | 198  | 245  | 116  | 361  | 18  | 6  | 367                    | 75                             | 12   |
|  | vydatá                         | 753                              | 289  | 239  | 68   | 307  | 63  | 12   | 319                    | 124                            | 21   |
|  | rozvedená                      | 142                              | 30   | 64   | 25   | 89   | 22  | 2  | 91                     | 16                             | 5  |
|  | vdova                          | 8                                | 4  | 2  | 1  | 3  | –   | –  | 3                      | –                              | 1  |
|  | nezistené                      | 6                                | 1  | 1  | 1  | 2  | –   | –  | 2                      | 2                              | 1  |

**T 8 POTRATY PODĽA DRUHU, ÚZEMIA TRVALÉHO BYDLISKA ŽENY A RODINNÉHO STAVU**

## ABORTIONS BY TYPE, PERMANENT RESIDENCE OF WOMAN AND MARITAL STATUS

dokončenie

End of table

| Územie trvalého bydliska<br>Territory of permanent residence | Rodinný stav<br>Marital status | Potraty spolu<br>Abortions total | Spontánne potraty<br>Spontaneous abortions | Umelé prerušenie tehotenstva / LIA                     |  |  |   |  |                        | Iné potraty<br>Other abortions | Mimo-maternicové tehotenstvá<br>Extrauterine pregnancies |
|--|--------------------------------|----------------------------------|--|--|--|--|---|--|------------------------|--------------------------------|--|
|  |                                |                                  |  | legálne do 8. týždňa<br>LIA up to 8 <sup>th</sup> week | legálne od 9. do 12. týždňa<br>LIA from 9 <sup>th</sup> to 12 <sup>th</sup> week | spolu do 12. týždňa<br>total up to 12 <sup>th</sup> week | z toho zo zdravotných dôvodov<br>of which due to health reasons | legálne od 13. do 24. týždňa<br>LIA from 13 <sup>th</sup> to 24 <sup>th</sup> week | UPT spolu<br>LIA total |                                |  |
| Nitriansky kraj  | <b>spolu</b>                   | <b>2 290</b>                     | <b>602</b>                                 | <b>906</b>   | <b>365</b>   | <b>1 271</b>   | <b>182</b>  | <b>37</b>  | <b>1 308</b>           | <b>335</b>                     | <b>45</b>  |
|  | slobodná                       | 1 059                            | 267  | 425  | 191  | 616  | 50  | 14   | 630                    | 145                            | 17   |
|  | vydatá                         | 939                              | 280  | 345  | 115  | 460  | 85  | 20   | 480                    | 158                            | 21   |
|  | rozvedená                      | 252                              | 44   | 119  | 54   | 173  | 42  | 2  | 175                    | 26                             | 7  |
|  | vdova                          | 8                                | –  | 7  | 1  | 8  | 3   | –  | 8                      | –                              | –  |
|  | nezistené                      | 32                               | 11   | 10   | 4  | 14   | 2   | 1  | 15                     | 6                              | –  |
| Žilinský kraj  | <b>total</b>                   | <b>1 696</b>                     | <b>630</b>                                 | <b>439</b>   | <b>239</b>   | <b>678</b>   | <b>93</b>   | <b>36</b>  | <b>714</b>             | <b>292</b>                     | <b>60</b>  |
|  | single                         | 611                              | 182  | 188  | 124  | 312  | 18  | 10   | 322                    | 86                             | 21   |
|  | married                        | 917                              | 406  | 191  | 80   | 271  | 52  | 25   | 296                    | 183                            | 32   |
|  | divorced                       | 150                              | 38   | 56   | 30   | 86   | 20  | 1  | 87                     | 19                             | 6  |
|  | widow                          | 12                               | 3  | 3  | 3  | 6  | 3   | –  | 6                      | 3                              | –  |
|  | unknown                        | 6                                | 1  | 1  | 2  | 3  | –   | –  | 3                      | 1                              | 1  |
| Bansko-bystrický kraj  | <b>spolu</b>                   | <b>2 223</b>                     | <b>602</b>                                 | <b>868</b>   | <b>380</b>   | <b>1 248</b>   | <b>232</b>  | <b>34</b>  | <b>1 282</b>           | <b>284</b>                     | <b>55</b>  |
|  | slobodná                       | 1 118                            | 294  | 433  | 224  | 657  | 68  | 13   | 670                    | 123                            | 31   |
|  | vydatá                         | 869                              | 264  | 323  | 112  | 435  | 116   | 18   | 453                    | 128                            | 24   |
|  | rozvedená                      | 178                              | 21   | 93   | 39   | 132  | 39  | 3  | 135                    | 22                             | –  |
|  | vdova                          | 12                               | 1  | 8  | 1  | 9  | 4   | –  | 9                      | 2                              | –  |
|  | nezistené                      | 46                               | 22   | 11   | 4  | 15   | 5   | –  | 15                     | 9                              | –  |
| Prešovský kraj   | <b>total</b>                   | <b>2 340</b>                     | <b>934</b>                                 | <b>533</b>   | <b>275</b>   | <b>808</b>   | <b>143</b>  | <b>42</b>  | <b>850</b>             | <b>504</b>                     | <b>52</b>  |
|  | single                         | 763                              | 283  | 197  | 125  | 322  | 26  | 12   | 334                    | 135                            | 11   |
|  | married                        | 1 434                            | 608  | 278  | 129  | 407  | 96  | 29   | 436                    | 352                            | 38   |
|  | divorced                       | 108                              | 21   | 52   | 20   | 72   | 20  | –  | 72                     | 13                             | 2  |
|  | widow                          | 12                               | 7  | 2  | 1  | 3  | –   | –  | 3                      | 2                              | –  |
|  | unknown                        | 23                               | 15   | 4  | –  | 4  | 1   | 1  | 5                      | 2                              | 1  |
| Košický kraj   | <b>spolu</b>                   | <b>2 466</b>                     | <b>747</b>                                 | <b>846</b>   | <b>328</b>   | <b>1 174</b>   | <b>146</b>  | <b>42</b>  | <b>1 216</b>           | <b>451</b>                     | <b>52</b>  |
|  | slobodná                       | 1 158                            | 341  | 398  | 200  | 598  | 31  | 18   | 616                    | 182                            | 19   |
|  | vydatá                         | 1 108                            | 354  | 365  | 100  | 465  | 89  | 23   | 488                    | 239                            | 27   |
|  | rozvedená                      | 148                              | 33   | 70   | 22   | 92   | 20  | 1  | 93                     | 19                             | 3  |
|  | vdova                          | 18                               | 3  | 8  | 4  | 12   | 6   | –  | 12                     | 3                              | –  |
|  | nezistené                      | 34                               | 16   | 5  | 2  | 7  | –   | –  | 7                      | 8                              | 3  |
| Bez TB v SR<br>Without permanent residence in SR             | <b>total</b>                   | <b>15</b>                        | <b>6</b>                                   | <b>6</b>   | <b>2</b>   | <b>8</b>   | <b>–</b>  | <b>–</b>   | <b>8</b>               | <b>1</b>                       | <b>–</b>   |
|  | single                         | 9                                | 3  | 6  | –  | 6  | –   | –  | 6                      | –                              | –  |
|  | married                        | 4                                | 2  | –  | 2  | 2  | –   | –  | 2                      | –                              | –  |
|  | divorced                       | –                                | –  | –  | –  | –  | –   | –  | –                      | –                              | –  |
|  | widow                          | –                                | –  | –  | –  | –  | –   | –  | –                      | –                              | –  |
|  | unknown                        | 2                                | 1  | –  | –  | –  | –   | –  | –                      | 1                              | –  |

**T 9 POTRATY PODĽA DRUHU, TRVALÉHO BYDLISKA A VZDELANIA ŽENY**

ABORTIONS BY TYPE, PERMANENT RESIDENCE AND HIGHEST LEVEL OF ACHIEVED EDUCATION

| Územie<br>trvalého bydliska<br>Territory<br>of permanent residence | Vzdelanie<br>Highest level<br>of achieved education | Potraty<br>spolu<br>Abortions<br>total | Spon-<br>tánne<br>potraty<br>Spontane-<br>ous<br>abortions | Umelé prerušenie tehotenstva                                    |  |  |
|--|---|--|--|---|--|--|
|  |   |  |  | legálne<br>do 8.<br>týždňa<br>LIA up to<br>8 <sup>th</sup> week | legálne<br>od 9. do 12.<br>týždňa<br>LIA from<br>9 <sup>th</sup> to 12 <sup>th</sup><br>week | spolu<br>do 12.<br>týždňa<br>total up<br>to 12 <sup>th</sup><br>week |
| <b>Úhrn<br/>Sum</b>  | <b>úhrn</b>   | <b>16 362</b>                          | <b>5 248</b>   | <b>5 356</b>  | <b>2 381</b>   | <b>7 737</b>   |
|  | základné neukončené                                 | 691                                    | 303  | 139   | 141  | 280  |
|  | základné ukončené                                   | 2 225                                  | 636  | 702   | 524  | 1 226  |
|  | stredné bez maturity                                | 3 019                                  | 663  | 1 262   | 672  | 1 934  |
|  | stredné s maturitou                                 | 6 780                                  | 2 251  | 2 245   | 794  | 3 039  |
|  | bakalárske  | 758                                    | 243  | 279   | 70   | 349  |
|  | vysokoškolské                                       | 2 519                                  | 1 019  | 643   | 138  | 781  |
|  | neznáme   | 370                                    | 133  | 86  | 42   | 128  |
| Slovenská<br>republika   | <b>sum</b>  | <b>16 347</b>                          | <b>5 242</b>   | <b>5 350</b>  | <b>2 379</b>   | <b>7 729</b>   |
|  | <i>elementary unfinished</i>                        | 690                                    | 302  | 139   | 141  | 280  |
|  | <i>elementary finished</i>                          | 2 225                                  | 636  | 702   | 524  | 1 226  |
|  | <i>lower secondary</i>                              | 3 013                                  | 662  | 1 259   | 670  | 1 929  |
|  | <i>upper secondary</i>                              | 6 776                                  | 2 250  | 2 242   | 794  | 3 036  |
|  | <i>bachelor degree</i>                              | 758                                    | 243  | 279   | 70   | 349  |
|  | <i>university degree</i>                            | 2 518                                  | 1 018  | 643   | 138  | 781  |
|  | <i>undefined</i>                                    | 367                                    | 131  | 86  | 42   | 128  |
| Bratislavský<br>kraj   | <b>spolu</b>  | <b>1 929</b>                           | <b>679</b>   | <b>642</b>  | <b>318</b>   | <b>960</b>   |
|  | základné neukončené                                 | 21                                     | 5  | 6   | 8  | 14   |
|  | základné ukončené                                   | 122                                    | 16   | 48  | 47   | 95   |
|  | stredné bez maturity                                | 229                                    | 51   | 92  | 65   | 157  |
|  | stredné s maturitou                                 | 808                                    | 250  | 297   | 137  | 434  |
|  | bakalárske  | 147                                    | 58   | 51  | 15   | 66   |
|  | vysokoškolské                                       | 567                                    | 285  | 140   | 39   | 179  |
|  | neznáme   | 35                                     | 14   | 8   | 7  | 15   |
| Trnavský<br>kraj   | <b>total</b>  | <b>1 842</b>                           | <b>526</b>   | <b>565</b>  | <b>263</b>   | <b>828</b>   |
|  | <i>elementary unfinished</i>                        | 31                                     | 8  | 8   | 8  | 16   |
|  | <i>elementary finished</i>                          | 210                                    | 51   | 70  | 55   | 125  |
|  | <i>lower secondary</i>                              | 422                                    | 99   | 167   | 71   | 238  |
|  | <i>upper secondary</i>                              | 859                                    | 255  | 238   | 108  | 346  |
|  | <i>bachelor degree</i>                              | 59                                     | 19   | 22  | 3  | 25   |
|  | <i>university degree</i>                            | 245                                    | 92   | 55  | 14   | 69   |
|  | <i>undefined</i>                                    | 16                                     | 2  | 5   | 4  | 9  |

**T 9 POTRATY PODĽA DRUHU, TRVALÉHO BYDLISKA A VZDELANIA ŽENY**

ABORTIONS BY TYPE, PERMANENT RESIDENCE AND HIGHEST LEVEL OF ACHIEVED EDUCATION

1. pokračovanie

1<sup>st</sup> continuation

| LIA   |  |                        | Iné potraty<br>Other abortions | Mimo-maternicové tehotenstvá<br>Extrauterine pregnancies | Vzdelanie<br>Highest level of achieved education | Územie trvalého bydliska<br>Territory of permanent residence |
|---|--|------------------------|--------------------------------|--|--|--|
| z toho zo zdravotných dôvodov<br>of which due to health reasons | legálne od 13. do 24. týždňa<br>LIA from 13 <sup>th</sup> to 24 <sup>th</sup> week | UPT spolu<br>LIA total |                                |  |  |  |
| <b>1 117</b>  | <b>262</b>   | <b>7 999</b>           | <b>2 750</b>                   | <b>365</b>   | <b>úhrn</b>                                      | <b>Úhrn Sum</b>  |
| 53  | 7  | 287                    | 90                             | 11   | základné neukončené                              | Slovenská republika  |
| 171   | 38   | 1 264                  | 293                            | 32   | základné ukončené                                |  |
| 284   | 28   | 1 962                  | 345                            | 49   | stredné bez maturity                             |  |
| 415   | 99   | 3 138                  | 1 208                          | 183  | stredné s maturitou                              |  |
| 42  | 14   | 363                    | 134                            | 18   | bakalárske                                       |  |
| 118   | 66   | 847                    | 596                            | 57   | vysokoškolské                                    |  |
| 34  | 10   | 138                    | 84                             | 15   | neznáme  |  |
| <b>1 117</b>  | <b>262</b>   | <b>7 991</b>           | <b>2 749</b>                   | <b>365</b>   | <b>sum</b>                                       |  |
| 53  | 7  | 287                    | 90                             | 11   | <i>elementary unfinished</i>                     |  |
| 171   | 38   | 1 264                  | 293                            | 32   | <i>elementary finished</i>                       |  |
| 284   | 28   | 1 957                  | 345                            | 49   | <i>lower secondary</i>                           |  |
| 415   | 99   | 3 135                  | 1 208                          | 183  | <i>upper secondary</i>                           |  |
| 42  | 14   | 363                    | 134                            | 18   | <i>bachelor degree</i>                           |  |
| 118   | 66   | 847                    | 596                            | 57   | <i>university degree</i>                         |  |
| 34  | 10   | 138                    | 83                             | 15   | <i>undefined</i>                                 |  |
| <b>116</b>  | <b>27</b>  | <b>987</b>             | <b>237</b>                     | <b>26</b>  | <b>spolu</b>                                     | Bratislavský kraj  |
| –   | –  | 14                     | 2                              | –  | základné neukončené                              | Trnavský kraj  |
| 7   | –  | 95                     | 8                              | 3  | základné ukončené                                |  |
| 14  | 1  | 158                    | 17                             | 3  | stredné bez maturity                             |  |
| 60  | 9  | 443                    | 101                            | 14   | stredné s maturitou                              |  |
| 9   | 3  | 69                     | 18                             | 2  | bakalárske                                       |  |
| 23  | 14   | 193                    | 86                             | 3  | vysokoškolské                                    |  |
| 3   | –  | 15                     | 5                              | 1  | neznáme  |  |
| <b>102</b>  | <b>24</b>  | <b>852</b>             | <b>429</b>                     | <b>35</b>  | <b>total</b>                                     |  |
| –   | 1  | 17                     | 6                              | –  | <i>elementary unfinished</i>                     |  |
| 15  | 1  | 126                    | 30                             | 3  | <i>elementary finished</i>                       |  |
| 36  | 5  | 243                    | 75                             | 5  | <i>lower secondary</i>                           |  |
| 41  | 11   | 357                    | 231                            | 16   | <i>upper secondary</i>                           |  |
| 1   | –  | 25                     | 14                             | 1  | <i>bachelor degree</i>                           |  |
| 6   | 6  | 75                     | 69                             | 9  | <i>university degree</i>                         |  |
| 3   | –  | 9                      | 4                              | 1  | <i>undefined</i>                                 |  |

**T 9 POTRATY PODĽA DRUHU, TRVALÉHO BYDLISKA A VZDELANIA ŽENY**

ABORTIONS BY TYPE, PERMANENT RESIDENCE AND HIGHEST LEVEL OF ACHIEVED EDUCATION

2. pokračovanie

2<sup>nd</sup> continuation

| Územie<br>trvalého bydliska<br>Territory<br>of permanent residence | Vzdelanie<br>Highest level<br>of achieved education | Potraty<br>spolu<br>Abortions<br>total | Spon-<br>tánne<br>potraty<br>Spontane-<br>ous<br>abortions | Umelé prerušenie tehotenstva                                    |  |  |
|--|---|--|--|---|--|--|
|  |   |  |  | legálne<br>do 8.<br>týždňa<br>LIA up to<br>8 <sup>th</sup> week | legálne<br>od 9. do 12.<br>týždňa<br>LIA from<br>9 <sup>th</sup> to 12 <sup>th</sup><br>week | spolu<br>do 12.<br>týždňa<br>total up<br>to 12 <sup>th</sup><br>week |
| Trenčiansky<br>kraj  | <b>spolu</b>  | <b>1 561</b>                           | <b>522</b>   | <b>551</b>  | <b>211</b>   | <b>762</b>   |
|  | základné neukončené                                 | 14                                     | 1  | 8   | 5  | 13   |
|  | základné ukončené                                   | 106                                    | 21   | 45  | 32   | 77   |
|  | stredné bez maturity                                | 330                                    | 67   | 168   | 65   | 233  |
|  | stredné s maturitou                                 | 789                                    | 302  | 233   | 83   | 316  |
|  | bakalárske  | 67                                     | 20   | 22  | 9  | 31   |
|  | vysokoškolské                                       | 236                                    | 103  | 71  | 13   | 84   |
|  | neznáme   | 19                                     | 8  | 4   | 4  | 8  |
| Nitriansky<br>kraj   | <b>total</b>  | <b>2 290</b>                           | <b>602</b>   | <b>906</b>  | <b>365</b>   | <b>1 271</b>   |
|  | <i>elementary unfinished</i>                        | 98                                     | 26   | 30  | 34   | 64   |
|  | <i>elementary finished</i>                          | 302                                    | 74   | 108   | 79   | 187  |
|  | <i>lower secondary</i>                              | 463                                    | 85   | 199   | 104  | 303  |
|  | <i>upper secondary</i>                              | 969                                    | 280  | 382   | 115  | 497  |
|  | <i>bachelor degree</i>                              | 104                                    | 24   | 51  | 12   | 63   |
|  | <i>university degree</i>                            | 304                                    | 100  | 114   | 15   | 129  |
|  | <i>undefined</i>                                    | 50                                     | 13   | 22  | 6  | 28   |
| Žilinský<br>kraj   | <b>spolu</b>  | <b>1 696</b>                           | <b>630</b>   | <b>439</b>  | <b>239</b>   | <b>678</b>   |
|  | základné neukončené                                 | 10                                     | 4  | 2   | 4  | 6  |
|  | základné ukončené                                   | 111                                    | 23   | 38  | 41   | 79   |
|  | stredné bez maturity                                | 333                                    | 114  | 105   | 78   | 183  |
|  | stredné s maturitou                                 | 850                                    | 339  | 214   | 85   | 299  |
|  | bakalárske  | 91                                     | 35   | 15  | 9  | 24   |
|  | vysokoškolské                                       | 275                                    | 106  | 55  | 18   | 73   |
|  | neznáme   | 26                                     | 9  | 10  | 4  | 14   |
| Banskobystrický<br>kraj  | <b>total</b>  | <b>2 223</b>                           | <b>602</b>   | <b>868</b>  | <b>380</b>   | <b>1 248</b>   |
|  | <i>elementary unfinished</i>                        | 161                                    | 67   | 37  | 37   | 74   |
|  | <i>elementary finished</i>                          | 420                                    | 96   | 159   | 111  | 270  |
|  | <i>lower secondary</i>                              | 416                                    | 70   | 199   | 107  | 306  |
|  | <i>upper secondary</i>                              | 808                                    | 230  | 346   | 106  | 452  |
|  | <i>bachelor degree</i>                              | 75                                     | 15   | 45  | 3  | 48   |
|  | <i>university degree</i>                            | 237                                    | 88   | 64  | 11   | 75   |
|  | <i>undefined</i>                                    | 106                                    | 36   | 18  | 5  | 23   |

**T 9 POTRATY PODĽA DRUHU, TRVALÉHO BYDLISKA A VZDELANIA ŽENY**

ABORTIONS BY TYPE, PERMANENT RESIDENCE AND HIGHEST LEVEL OF ACHIEVED EDUCATION

3. pokračovanie

3<sup>rd</sup> continuation

| LIA   |  |                        | Iné potraty<br>Other abortions | Mimo-maternicové tehotenstvá<br>Extrauterine pregnancies | Vzdelanie<br>Highest level of achieved education | Územie trvalého bydliska<br>Territory of permanent residence |
|---|--|------------------------|--------------------------------|--|--|--|
| z toho zo zdravotných dôvodov<br>of which due to health reasons | legálne od 13. do 24. týždňa<br>LIA from 13 <sup>th</sup> to 24 <sup>th</sup> week | UPT spolu<br>LIA total |                                |  |  |  |
| <b>103</b>  | <b>20</b>  | <b>782</b>             | <b>217</b>                     | <b>40</b>  | <b>spolu</b>                                     | Trenčiansky kraj   |
| 1   | –  | 13                     | –                              | –  | základné neukončené                              |  |
| 8   | 1  | 78                     | 7                              | –  | základné ukončené                                |  |
| 32  | 4  | 237                    | 17                             | 9  | stredné bez maturity                             |  |
| 40  | 6  | 322                    | 143                            | 22   | stredné s maturitou                              |  |
| 5   | 3  | 34                     | 12                             | 1  | bakalárske                                       |  |
| 17  | 5  | 89                     | 36                             | 8  | vysokoškolské                                    |  |
| –   | 1  | 9                      | 2                              | –  | neznáme  |  |
| <b>182</b>  | <b>37</b>  | <b>1 308</b>           | <b>335</b>                     | <b>45</b>  | <b>total</b>                                     | Nitriansky kraj  |
| 18  | –  | 64                     | 8                              | –  | elementary unfinished                            |  |
| 33  | 5  | 192                    | 33                             | 3  | elementary finished                              |  |
| 48  | 8  | 311                    | 56                             | 11   | lower secondary                                  |  |
| 59  | 15   | 512                    | 156                            | 21   | upper secondary                                  |  |
| 3   | –  | 63                     | 15                             | 2  | bachelor degree                                  |  |
| 16  | 7  | 136                    | 62                             | 6  | university degree                                |  |
| 5   | 2  | 30                     | 5                              | 2  | undefined  |  |
| <b>93</b>   | <b>36</b>  | <b>714</b>             | <b>292</b>                     | <b>60</b>  | <b>spolu</b>                                     | Žilinský kraj  |
| –   | –  | 6                      | –                              | –  | základné neukončené                              |  |
| 5   | 2  | 81                     | 5                              | 2  | základné ukončené                                |  |
| 29  | 3  | 186                    | 29                             | 4  | stredné bez maturity                             |  |
| 43  | 14   | 313                    | 157                            | 41   | stredné s maturitou                              |  |
| 3   | 5  | 29                     | 24                             | 3  | bakalárske                                       |  |
| 10  | 12   | 85                     | 75                             | 9  | vysokoškolské                                    |  |
| 3   | –  | 14                     | 2                              | 1  | neznáme  |  |
| <b>232</b>  | <b>34</b>  | <b>1 282</b>           | <b>284</b>                     | <b>55</b>  | <b>total</b>                                     | Banskobystrický kraj   |
| 12  | –  | 74                     | 15                             | 5  | elementary unfinished                            |  |
| 48  | 4  | 274                    | 47                             | 3  | elementary finished                              |  |
| 49  | 3  | 309                    | 30                             | 7  | lower secondary                                  |  |
| 82  | 15   | 467                    | 89                             | 22   | upper secondary                                  |  |
| 10  | –  | 48                     | 9                              | 3  | bachelor degree                                  |  |
| 20  | 10   | 85                     | 57                             | 7  | university degree                                |  |
| 11  | 2  | 25                     | 37                             | 8  | undefined  |  |

**T 9 POTRATY PODĽA DRUHU, TRVALÉHO BYDLISKA A VZDELANIA ŽENY**

ABORTIONS BY TYPE, PERMANENT RESIDENCE AND HIGHEST LEVEL OF ACHIEVED EDUCATION

4. pokračovanie

4<sup>th</sup> continuation

| Územie<br>trvalého bydliska<br>Territory<br>of permanent residence | Vzdelanie<br>Highest level<br>of achieved education | Potraty<br>spolu<br>Abortions<br>total | Spon-<br>tánne<br>potraty<br>Spontane-<br>ous<br>abortions | Umelé prerušenie tehotenstva                                    |  |  |
|--|---|--|--|---|--|--|
|  |   |  |  | legálne<br>do 8.<br>týždňa<br>LIA up to<br>8 <sup>th</sup> week | legálne<br>od 9. do 12.<br>týždňa<br>LIA from<br>9 <sup>th</sup> to 12 <sup>th</sup><br>week | spolu<br>do 12.<br>týždňa<br>total up<br>to 12 <sup>th</sup><br>week |
| Prešovský<br>kraj  | <b>spolu</b>  | <b>2 340</b>                           | <b>934</b>   | <b>533</b>  | <b>275</b>   | <b>808</b>   |
|  | základné neukončené                                 | 143                                    | 81   | 19  | 23   | 42   |
|  | základné ukončené                                   | 463                                    | 195  | 88  | 72   | 160  |
|  | stredné bez maturity                                | 401                                    | 118  | 129   | 87   | 216  |
|  | stredné s maturitou                                 | 851                                    | 347  | 215   | 71   | 286  |
|  | bakalárske  | 95                                     | 41   | 21  | 7  | 28   |
|  | vysokoškolské                                       | 335                                    | 129  | 53  | 12   | 65   |
|  | neznáme   | 52                                     | 23   | 8   | 3  | 11   |
| Košický<br>kraj  | <b>total</b>  | <b>2 466</b>                           | <b>747</b>   | <b>846</b>  | <b>328</b>   | <b>1 174</b>   |
|  | <i>elementary unfinished</i>                        | 212                                    | 110  | 29  | 22   | 51   |
|  | <i>elementary finished</i>                          | 491                                    | 160  | 146   | 87   | 233  |
|  | <i>lower secondary</i>                              | 419                                    | 58   | 200   | 93   | 293  |
|  | <i>upper secondary</i>                              | 842                                    | 247  | 317   | 89   | 406  |
|  | <i>bachelor degree</i>                              | 120                                    | 31   | 52  | 12   | 64   |
|  | <i>university degree</i>                            | 319                                    | 115  | 91  | 16   | 107  |
|  | <i>undefined</i>                                    | 63                                     | 26   | 11  | 9  | 20   |
| Bez TB v SR<br>Without permanent<br>residence in SR                | <b>spolu</b>  | <b>15</b>                              | <b>6</b>   | <b>6</b>  | <b>2</b>   | <b>8</b>   |
|  | základné neukončené                                 | 1                                      | 1  | –   | –  | –  |
|  | základné ukončené                                   | –                                      | –  | –   | –  | –  |
|  | stredné bez maturity                                | 6                                      | 1  | 3   | 2  | 5  |
|  | stredné s maturitou                                 | 4                                      | 1  | 3   | –  | 3  |
|  | bakalárske  | –                                      | –  | –   | –  | –  |
|  | vysokoškolské                                       | 1                                      | 1  | –   | –  | –  |
|  | neznáme   | 3                                      | 2  | –   | –  | –  |

**T 9 POTRATY PODĽA DRUHU, TRVALÉHO BYDLISKA A VZDELANIA ŽENY**

ABORTIONS BY TYPE, PERMANENT RESIDENCE AND HIGHEST LEVEL OF ACHIEVED EDUCATION

dokončenie

End of table

| LIA   |  |                        | Iné potraty<br>Other abortions | Mimo-maternicové tehotenstvá<br>Extrauterine pregnancies | Vzdelanie<br>Highest level of achieved education | Územie trvalého bydliska<br>Territory of permanent residence |
|---|--|------------------------|--------------------------------|--|--|--|
| z toho zo zdravotných dôvodov<br>of which due to health reasons | legálne od 13. do 24. týždňa<br>LIA from 13 <sup>th</sup> to 24 <sup>th</sup> week | UPT spolu<br>LIA total |                                |  |  |  |
| <b>143</b>  | <b>42</b>  | <b>850</b>             | <b>504</b>                     | <b>52</b>  | <b>spolu</b>                                     | Prešovský kraj   |
| 13  | 3  | 45                     | 15                             | 2  | základné neukončené                              |  |
| 28  | 14   | 174                    | 89                             | 5  | základné ukončené                                |  |
| 36  | 2  | 218                    | 62                             | 3  | stredné bez maturity                             |  |
| 44  | 15   | 301                    | 177                            | 26   | stredné s maturitou                              |  |
| 6   | 2  | 30                     | 20                             | 4  | bakalárske                                       |  |
| 11  | 4  | 69                     | 126                            | 11   | vysokoškolské                                    |  |
| 5   | 2  | 13                     | 15                             | 1  | neznáme  |  |
| <b>146</b>  | <b>42</b>  | <b>1 216</b>           | <b>451</b>                     | <b>52</b>  | <b>total</b>                                     | Košický kraj   |
| 9   | 3  | 54                     | 44                             | 4  | elementary unfinished                            |  |
| 27  | 11   | 244                    | 74                             | 13   | elementary finished                              |  |
| 40  | 2  | 295                    | 59                             | 7  | lower secondary                                  |  |
| 46  | 14   | 420                    | 154                            | 21   | upper secondary                                  |  |
| 5   | 1  | 65                     | 22                             | 2  | bachelor degree                                  |  |
| 15  | 8  | 115                    | 85                             | 4  | university degree                                |  |
| 4   | 3  | 23                     | 13                             | 1  | undefined  |  |
| –   | –  | <b>8</b>               | <b>1</b>                       | –  | <b>spolu</b>                                     | Bez TB v SR<br>Without permanent residence in SR             |
| –   | –  | –                      | –                              | –  | základné neukončené                              |  |
| –   | –  | –                      | –                              | –  | základné ukončené                                |  |
| –   | –  | 5                      | –                              | –  | stredné bez maturity                             |  |
| –   | –  | 3                      | –                              | –  | stredné s maturitou                              |  |
| –   | –  | –                      | –                              | –  | bakalárske                                       |  |
| –   | –  | –                      | –                              | –  | vysokoškolské                                    |  |
| –   | –  | –                      | 1                              | –  | neznáme  |  |



**T 10 POTRATY PODĽA DRUHU A VEKU PLODU (V TÝŽDŇOCH)**

**ABORTIONS BY TYPE AND AGE OF FETUS (IN WEEKS)**

| Vek plodu<br>(v týždňoch)<br>Fetus age<br>(in weeks) | Potraty spolu<br>Abortions total | Spontánne potraty<br>Spontaneous abortions | Umelé prerušenie tehotenstva / LIA                     |  |  |   |  |                        | Iné potraty<br>Other abortions | Mimo-maternicové tehotenstvá<br>Extrauterine pregnancies |
|--|----------------------------------|--|--|--|--|---|--|------------------------|--------------------------------|--|
|  |                                  |  | legálne do 8. týždňa<br>LIA up to 8 <sup>th</sup> week | legálne od 9. do 12. týždňa<br>LIA from 9 <sup>th</sup> to 12 <sup>th</sup> week | spolu do 12. týždňa<br>total up to 12 <sup>th</sup> week | z toho zo zdravotných dôvodov<br>of which due to health reasons | legálne od 13. do 24. týždňa<br>LIA from 13 <sup>th</sup> to 24 <sup>th</sup> week | UPT spolu<br>LIA total |                                |  |
| <b>Spolu Total</b>                                   | <b>16 362</b>                    | <b>5 248</b>                               | <b>5 356</b>   | <b>2 381</b>   | <b>7 737</b>   | <b>1 117</b>  | <b>262</b>   | <b>7 999</b>           | <b>2 750</b>                   | <b>365</b>   |
| 01 – 03  | 3                                | –  | 1  | –  | 1  | –   | –  | 1                      | 1                              | 1  |
| 04   | 98                               | 42   | 36   | –  | 36   | 3   | –  | 36                     | 6                              | 14   |
| 05   | 594                              | 204  | 313  | –  | 313  | 45  | –  | 313                    | 41                             | 36   |
| 06   | 2 104                            | 595  | 1 156  | –  | 1 156  | 170   | –  | 1 156                  | 277                            | 76   |
| 07   | 3 082                            | 819  | 1 807  | –  | 1 807  | 274   | –  | 1 807                  | 412                            | 44   |
| 08   | 3 459                            | 883  | 2 043  | –  | 2 043  | 307   | –  | 2 043                  | 489                            | 44   |
| 09   | 2 062                            | 570  | –  | 1 122  | 1 122  | 143   | –  | 1 122                  | 357                            | 13   |
| 10   | 1 358                            | 459  | –  | 608  | 608  | 78  | –  | 608                    | 282                            | 9  |
| 11   | 883                              | 285  | –  | 420  | 420  | 56  | –  | 420                    | 174                            | 4  |
| 12   | 572                              | 225  | –  | 231  | 231  | 41  | –  | 231                    | 115                            | 1  |
| 13   | 146                              | 80   | –  | –  | –  | –   | 34   | 34                     | 31                             | 1  |
| 14   | 118                              | 67   | –  | –  | –  | –   | 18   | 18                     | 33                             | –  |
| 15   | 112                              | 74   | –  | –  | –  | –   | 12   | 12                     | 26                             | –  |
| 16   | 83                               | 56   | –  | –  | –  | –   | 12   | 12                     | 15                             | –  |
| 17   | 63                               | 33   | –  | –  | –  | –   | 16   | 16                     | 14                             | –  |
| 18   | 76                               | 37   | –  | –  | –  | –   | 20   | 20                     | 19                             | –  |
| 19   | 65                               | 26   | –  | –  | –  | –   | 28   | 28                     | 11                             | –  |
| 20   | 64                               | 34   | –  | –  | –  | –   | 21   | 21                     | 9                              | –  |
| 21   | 66                               | 26   | –  | –  | –  | –   | 26   | 26                     | 14                             | –  |
| 22   | 88                               | 41   | –  | –  | –  | –   | 33   | 33                     | 14                             | –  |
| 23   | 67                               | 31   | –  | –  | –  | –   | 24   | 24                     | 11                             | 1  |
| 24   | 47                               | 19   | –  | –  | –  | –   | 18   | 18                     | 10                             | –  |
| 25   | 19                               | 10   | –  | –  | –  | –   | –  | –                      | 9                              | –  |
| 26   | 15                               | 10   | –  | –  | –  | –   | –  | –                      | 5                              | –  |
| 27   | 11                               | 4  | –  | –  | –  | –   | –  | –                      | 7                              | –  |
| 28   | 6                                | 2  | –  | –  | –  | –   | –  | –                      | 4                              | –  |
| Neudaný<br>Unannounced                               | 1 101                            | 616  | –  | –  | –  | –   | –  | –                      | 364                            | 121  |

## T 11 POTRATY PODĽA DRUHU, ÚZEMIA ZDRAVOTNÍCKEHO ZARIADENIA A VEKU PLODU

## ABORTIONS BY TYPE, TERRITORY OF HEALTH FACILITY AND AGE OF FETUS

| Územie zdravotníckeho zariadenia<br>Territory of health facility | Vek plodu (v týždňoch)<br>Fetus age (in weeks) | Potraty spolu<br>Abortions total | Spontánne potraty<br>Spontaneous abortions | Umelé prerušenie tehotenstva / LIA                     |  |  |   |  |                        | Iné potraty<br>Other abortions | Mimo-maternicové tehotenstvá<br>Extrauterine pregnancies |
|--|--|----------------------------------|--|--|--|--|---|--|------------------------|--------------------------------|--|
|  |  |                                  |  | legálne do 8. týždňa<br>LIA up to 8 <sup>th</sup> week | legálne od 9. do 12. týždňa<br>LIA from 9 <sup>th</sup> to 12 <sup>th</sup> week | spolu do 12. týždňa<br>total up to 12 <sup>th</sup> week | z toho zo zdravotných dôvodov<br>of which due to health reasons | legálne od 13. do 24. týždňa<br>LIA from 13 <sup>th</sup> to 24 <sup>th</sup> week | UPT spolu<br>LIA total |                                |  |
| <b>Slovenská republika</b>                                       | <b>úhrn sum</b>                                | <b>16 362</b>                    | <b>5 248</b>                               | <b>5 356</b>   | <b>2 381</b>   | <b>7 737</b>   | <b>1 117</b>  | <b>262</b>   | <b>7 999</b>           | <b>2 750</b>                   | <b>365</b>   |
|  | 01 – 08  | 9 340                            | 2 543                                      | 5 356  | –  | 5 356  | 799   | –  | 5 356                  | 1 226                          | 215  |
|  | 09 – 12  | 4 875                            | 1 539                                      | –  | 2 381  | 2 381  | 318   | –  | 2 381                  | 928                            | 27   |
|  | 13 a viac                                      | 1 046                            | 550  | –  | –  | –  | –   | 262  | 262                    | 232                            | 2  |
|  | neudaný  | 1 101                            | 616  | –  | –  | –  | –   | –  | –                      | 364                            | 121  |
| Bratislavský kraj  | <b>total</b>                                   | <b>2 188</b>                     | <b>798</b>                                 | <b>695</b>   | <b>350</b>   | <b>1 045</b>   | <b>117</b>  | <b>49</b>  | <b>1 094</b>           | <b>262</b>                     | <b>34</b>  |
|  | 01 – 08  | 1 131                            | 343  | 695  | –  | 695  | 85  | –  | 695                    | 82                             | 11   |
|  | 09 – 12  | 693                              | 257  | –  | 350  | 350  | 32  | –  | 350                    | 85                             | 1  |
|  | 13 and more                                    | 133                              | 58   | –  | –  | –  | –   | 49   | 49                     | 26                             | –  |
|  | unannounced                                    | 231                              | 140  | –  | –  | –  | –   | –  | –                      | 69                             | 22   |
| Trnavský kraj  | <b>spolu</b>                                   | <b>1 988</b>                     | <b>533</b>                                 | <b>626</b>   | <b>301</b>   | <b>927</b>   | <b>125</b>  | <b>16</b>  | <b>943</b>             | <b>477</b>                     | <b>35</b>  |
|  | 01 – 08  | 1 191                            | 293  | 626  | –  | 626  | 89  | –  | 626                    | 252                            | 20   |
|  | 09 – 12  | 622                              | 148  | –  | 301  | 301  | 36  | –  | 301                    | 172                            | 1  |
|  | 13 a viac                                      | 97                               | 59   | –  | –  | –  | –   | 16   | 16                     | 22                             | –  |
|  | neudaný  | 78                               | 33   | –  | –  | –  | –   | –  | –                      | 31                             | 14   |
| Trenčiansky kraj   | <b>total</b>                                   | <b>1 568</b>                     | <b>528</b>                                 | <b>546</b>   | <b>216</b>   | <b>762</b>   | <b>107</b>  | <b>19</b>  | <b>781</b>             | <b>219</b>                     | <b>40</b>  |
|  | 01 – 08  | 843                              | 213  | 546  | –  | 546  | 81  | –  | 546                    | 61                             | 23   |
|  | 09 – 12  | 511                              | 196  | –  | 216  | 216  | 26  | –  | 216                    | 96                             | 3  |
|  | 13 and more                                    | 83                               | 53   | –  | –  | –  | –   | 19   | 19                     | 11                             | –  |
|  | unannounced                                    | 131                              | 66   | –  | –  | –  | –   | –  | –                      | 51                             | 14   |
| Nitriansky kraj  | <b>spolu</b>                                   | <b>2 109</b>                     | <b>535</b>                                 | <b>898</b>   | <b>326</b>   | <b>1 224</b>   | <b>160</b>  | <b>29</b>  | <b>1 253</b>           | <b>280</b>                     | <b>41</b>  |
|  | 01 – 08  | 1 288                            | 253  | 898  | –  | 898  | 116   | –  | 898                    | 110                            | 27   |
|  | 09 – 12  | 568                              | 142  | –  | 326  | 326  | 44  | –  | 326                    | 99                             | 1  |
|  | 13 a viac                                      | 85                               | 38   | –  | –  | –  | –   | 29   | 29                     | 18                             | –  |
|  | neudaný  | 168                              | 102  | –  | –  | –  | –   | –  | –                      | 53                             | 13   |

**T 11 POTRATY PODĽA DRUHU, ÚZEMIA ZDRAVOTNÍCKEHO ZARIADENIA A VEKU PLODU**

ABORTIONS BY TYPE, TERRITORY OF HEALTH FACILITY AND AGE OF FETUS

dokončenie

End of table

| Územie zdravotníckeho zariadenia<br>Territory of health facility | Vek plodu (v týždňoch)<br>Fetus age (in weeks) | Potraty spolu<br>Abortions total | Spontánne potraty<br>Spontaneous abortions | Umelé prerušenie tehotenstva / LIA                     |  |  |   |  |                        | Iné potraty<br>Other abortions | Mimo-maternicové tehotenstvá<br>Extrauterine pregnancies |
|--|--|----------------------------------|--|--|--|--|---|--|------------------------|--------------------------------|--|
|  |  |                                  |  | legálne do 8. týždňa<br>LIA up to 8 <sup>th</sup> week | legálne od 9. do 12. týždňa<br>LIA from 9 <sup>th</sup> to 12 <sup>th</sup> week | spolu do 12. týždňa<br>total up to 12 <sup>th</sup> week | z toho zo zdravotných dôvodov<br>of which due to health reasons | legálne od 13. do 24. týždňa<br>LIA from 13 <sup>th</sup> to 24 <sup>th</sup> week | UPT spolu<br>LIA total |                                |  |
| Žilinský kraj  | <b>spolu</b>                                   | <b>1 578</b>                     | <b>602</b>                                 | <b>374</b>   | <b>218</b>   | <b>592</b>   | <b>85</b>   | <b>35</b>  | <b>627</b>             | <b>294</b>                     | <b>55</b>  |
|  | 01 – 08  | 791                              | 278  | 374  | –  | 374  | 62  | –  | 374                    | 105                            | 34   |
|  | 09 – 12  | 519                              | 200  | –  | 218  | 218  | 23  | –  | 218                    | 96                             | 5  |
|  | 13 a viac                                      | 123                              | 63   | –  | –  | –  | –   | 35   | 35                     | 25                             | –  |
|  | neudaný  | 145                              | 61   | –  | –  | –  | –   | –  | –                      | 68                             | 16   |
| Bansko-bystrický kraj  | <b>total</b>                                   | <b>2 203</b>                     | <b>592</b>                                 | <b>875</b>   | <b>375</b>   | <b>1 250</b>   | <b>232</b>  | <b>33</b>  | <b>1 283</b>           | <b>273</b>                     | <b>55</b>  |
|  | 01 – 08  | 1 342                            | 301  | 875  | –  | 875  | 170   | –  | 875                    | 142                            | 24   |
|  | 09 – 12  | 598                              | 147  | –  | 375  | 375  | 62  | –  | 375                    | 71                             | 5  |
|  | 13 and more                                    | 118                              | 58   | –  | –  | –  | –   | 33   | 33                     | 26                             | 1  |
|  | unannounced                                    | 145                              | 86   | –  | –  | –  | –   | –  | –                      | 34                             | 25   |
| Prešovský kraj   | <b>spolu</b>                                   | <b>2 029</b>                     | <b>872</b>                                 | <b>387</b>   | <b>210</b>   | <b>597</b>   | <b>131</b>  | <b>33</b>  | <b>630</b>             | <b>480</b>                     | <b>47</b>  |
|  | 01 – 08  | 1 119                            | 463  | 387  | –  | 387  | 82  | –  | 387                    | 236                            | 33   |
|  | 09 – 12  | 648                              | 264  | –  | 210  | 210  | 49  | –  | 210                    | 169                            | 5  |
|  | 13 a viac                                      | 201                              | 109  | –  | –  | –  | –   | 33   | 33                     | 59                             | –  |
|  | neudaný  | 61                               | 36   | –  | –  | –  | –   | –  | –                      | 16                             | 9  |
| Košický kraj   | <b>total</b>                                   | <b>2 699</b>                     | <b>788</b>                                 | <b>955</b>   | <b>385</b>   | <b>1 340</b>   | <b>160</b>  | <b>48</b>  | <b>1 388</b>           | <b>465</b>                     | <b>58</b>  |
|  | 01 – 08  | 1 635                            | 399  | 955  | –  | 955  | 114   | –  | 955                    | 238                            | 43   |
|  | 09 – 12  | 716                              | 185  | –  | 385  | 385  | 46  | –  | 385                    | 140                            | 6  |
|  | 13 and more                                    | 206                              | 112  | –  | –  | –  | –   | 48   | 48                     | 45                             | 1  |
|  | unannounced                                    | 142                              | 92   | –  | –  | –  | –   | –  | –                      | 42                             | 8  |

## T 12 POTRATY PODĽA DRUHU, VEKU A HMOTNOSTI PLODU

## ABORTIONS BY TYPE, AGE AND WEIGHT OF FETUS

| Vek plodu<br>(v týždňoch)<br><i>Fetus age<br/>(in weeks)</i> | Hmotnosť<br>plodu<br>(v gramoch)<br><i>Weight<br/>of fetus<br/>(in grams)</i>                                   | Potraty<br>spolu<br><i>Abortions<br/>total</i> | Spontánne<br>potraty<br><i>Spontaneous<br/>abortions</i> | Umelé prerušenie tehotenstva / LIA                                     |   |  |   |
|--|---|--|--|--|---|--|---|
|  |   |  |  | legálne<br>do 8.<br>týždňa<br><i>LIA up to<br/>8<sup>th</sup> week</i> | legálne<br>od 9. do 12.<br>týždňa<br><i>LIA from<br/>9<sup>th</sup> to 12<sup>th</sup><br/>week</i> | spolu<br>do 12.<br>týždňa<br><i>total up<br/>to 12<sup>th</sup><br/>week</i> |   |
| <b>Celkový súčet / Total</b>                                 |   | <b>16 362</b>                                  | <b>5 248</b>   | <b>5 356</b>   | <b>2 381</b>  | <b>7 737</b>   |   |
|  | plod do 16. týždňa<br>s neudanou váhou plodu<br><i>up to 16<sup>th</sup> week with<br/>unknown fetus weight</i> | 15 692   | 4 919  | 5 356  | 2 381   | 7 737  |   |
| v tom<br><i>incl.</i>  | 16  | <b>spolu</b>                                   | <b>83</b>  | <b>56</b>  | –   | –  | – |
|  |   | – 499  | 11   | 7  | –   | –  | – |
|  |   | neudaná  | 72   | 49   | –   | –  | – |
|  | 17  | <b>total</b>                                   | <b>63</b>  | <b>33</b>  | –   | –  | – |
|  |   | – 499  | 25   | 13   | –   | –  | – |
|  |   | <i>unannounced</i>                             | 38   | 20   | –   | –  | – |
|  | 18  | <b>spolu</b>                                   | <b>76</b>  | <b>37</b>  | –   | –  | – |
|  |   | – 499  | 24   | 13   | –   | –  | – |
|  |   | neudaná  | 52   | 24   | –   | –  | – |
|  | 19  | <b>total</b>                                   | <b>65</b>  | <b>26</b>  | –   | –  | – |
|  |   | – 499  | 36   | 13   | –   | –  | – |
|  |   | 500 – 749                                      | 1  | 1  | –   | –  | – |
|  |   | <i>unannounced</i>                             | 28   | 12   | –   | –  | – |
|  | 20  | <b>spolu</b>                                   | <b>64</b>  | <b>34</b>  | –   | –  | – |
|  |   | – 499  | 39   | 26   | –   | –  | – |
|  |   | neudaná  | 25   | 8  | –   | –  | – |
|  | 21  | <b>total</b>                                   | <b>66</b>  | <b>26</b>  | –   | –  | – |
|  |   | – 499  | 35   | 15   | –   | –  | – |
|  |   | 500 – 749                                      | 3  | 1  | –   | –  | – |
|  |   | <i>unannounced</i>                             | 28   | 10   | –   | –  | – |
| 22   | <b>spolu</b>  | <b>88</b>                                      | <b>41</b>  | –  | –   | –  |   |
|  | – 499   | 44   | 23   | –  | –   | –  |   |
|  | 500 – 749   | 12   | 8  | –  | –   | –  |   |
|  | 750 – 999   | 3  | 3  | –  | –   | –  |   |
|  | neudaná   | 29   | 7  | –  | –   | –  |   |

**T 12 POTRATY PODĽA DRUHU, VEKU A HMOTNOSTI PLODU**

ABORTIONS BY TYPE, AGE AND WEIGHT OF FETUS

1. pokračovanie

1<sup>st</sup> continuation

| Umelé prerušenie tehotenstva / LIA                              |  |                        | Iné potraty<br>Other abortions | Mimo-maternicové tehotenstvá<br>Extrauterine pregnancies | Hmotnosť plodu<br>(v gramoch)<br>Weight of fetus<br>(in grams)                                     | Vek plodu<br>(v týždňoch)<br>Fetus age<br>(in weeks) |
|---|--|------------------------|--------------------------------|--|--|--|
| z toho zo zdravotných dôvodov<br>of which due to health reasons | legálne od 13. do 24. týždňa<br>LIA from 13 <sup>th</sup> to 24 <sup>th</sup> week | UPT spolu<br>LIA total |                                |  |  |  |
| <b>1 117</b>  | <b>262</b>   | <b>7 999</b>           | <b>2 750</b>                   | <b>365</b>   | <b>Celkový súčet / Total</b>   |  |
| 1 117   | 64   | 7 801                  | 2 608                          | 364  | plod do 16. týždňa s neudanou váhou plodu<br>up to 16 <sup>th</sup> week with unknown fetus weight |  |
| –   | <b>12</b>  | <b>12</b>              | <b>15</b>                      | –  | <b>spolu</b>   | 16   |
| –   | 2  | 2                      | 2                              | –  | – 499  |  |
| –   | 10   | 10                     | 13                             | –  | neudaná  |  |
| –   | <b>16</b>  | <b>16</b>              | <b>14</b>                      | –  | <b>total</b>   | 17   |
| –   | 6  | 6                      | 6                              | –  | – 499  |  |
| –   | 10   | 10                     | 8                              | –  | unannounced  |  |
| –   | <b>20</b>  | <b>20</b>              | <b>19</b>                      | –  | <b>spolu</b>   | 18   |
| –   | 5  | 5                      | 6                              | –  | – 499  |  |
| –   | 15   | 15                     | 13                             | –  | neudaná  |  |
| –   | <b>28</b>  | <b>28</b>              | <b>11</b>                      | –  | <b>total</b>   | 19   |
| –   | 17   | 17                     | 6                              | –  | – 499  |  |
| –   | –  | –                      | –                              | –  | 500 – 749  |  |
| –   | 11   | 11                     | 5                              | –  | unannounced  |  |
| –   | <b>21</b>  | <b>21</b>              | <b>9</b>                       | –  | <b>spolu</b>   | 20   |
| –   | 10   | 10                     | 3                              | –  | – 499  |  |
| –   | 11   | 11                     | 6                              | –  | neudaná  |  |
| –   | <b>26</b>  | <b>26</b>              | <b>14</b>                      | –  | <b>total</b>   | 21   |
| –   | 13   | 13                     | 7                              | –  | – 499  |  |
| –   | 2  | 2                      | –                              | –  | 500 – 749  |  |
| –   | 11   | 11                     | 7                              | –  | unannounced  |  |
| –   | <b>33</b>  | <b>33</b>              | <b>14</b>                      | –  | <b>spolu</b>   | 22   |
| –   | 15   | 15                     | 6                              | –  | – 499  |  |
| –   | 3  | 3                      | 1                              | –  | 500 – 749  |  |
| –   | –  | –                      | –                              | –  | 750 – 999  |  |
| –   | 15   | 15                     | 7                              | –  | neudaná  |  |

v tom incl.

## T 12 POTRATY PODĽA DRUHU, VEKU A HMOTNOSTI PLODU

## ABORTIONS BY TYPE, AGE AND WEIGHT OF FETUS

2. pokračovanie

2<sup>nd</sup> continuation

| Vek plodu<br>(v týždňoch)<br><i>Fetus age<br/>(in weeks)</i> |                    | Hmotnosť<br>plodu<br>(v gramoch)<br><i>Weight<br/>of fetus<br/>(in grams)</i> | Potraty<br>spolu<br><i>Abortions<br/>total</i> | Spontánne<br>potraty<br><i>Spontaneous<br/>abortions</i> | Umelé prerušenie tehotenstva / LIA                                     |   |  |
|--|--------------------|---|--|--|--|---|--|
|  |                    |   |  |  | legálne<br>do 8.<br>týždňa<br><i>LIA up to<br/>8<sup>th</sup> week</i> | legálne<br>od 9. do 12.<br>týždňa<br><i>LIA from<br/>9<sup>th</sup> to 12<sup>th</sup><br/>week</i> | spolu<br>do 12.<br>týždňa<br><i>total up<br/>to 12<sup>th</sup><br/>week</i> |
| v tom<br>incl.   | 23                 | <b>spolu</b>  | <b>67</b>                                      | <b>31</b>  | -  | -   | -  |
|  |                    | - 499   | 27   | 11   | -  | -   | -  |
|  |                    | 500 - 749   | 16   | 10   | -  | -   | -  |
|  |                    | 750 - 999   | 4  | 2  | -  | -   | -  |
|  |                    | neudaná   | 20   | 8  | -  | -   | -  |
|  | 24                 | <b>total</b>  | <b>47</b>                                      | <b>19</b>  | -  | -   | -  |
|  |                    | - 499   | 8  | 4  | -  | -   | -  |
|  |                    | 500 - 749   | 19   | 6  | -  | -   | -  |
|  |                    | 750 - 999   | 2  | -  | -  | -   | -  |
|  |                    | <i>unannounced</i>  | 18   | 9  | -  | -   | -  |
|  | 25                 | <b>spolu</b>  | <b>19</b>                                      | <b>10</b>  | -  | -   | -  |
|  |                    | - 499   | 1  | -  | -  | -   | -  |
|  |                    | 500 - 749   | 5  | 3  | -  | -   | -  |
|  |                    | 750 - 999   | 6  | 4  | -  | -   | -  |
|  |                    | neudaná   | 7  | 3  | -  | -   | -  |
|  | 26                 | <b>total</b>  | <b>15</b>                                      | <b>10</b>  | -  | -   | -  |
|  |                    | - 499   | 2  | -  | -  | -   | -  |
|  |                    | 500 - 749   | 3  | 2  | -  | -   | -  |
|  |                    | 750 - 999   | 7  | 5  | -  | -   | -  |
|  |                    | <i>unannounced</i>  | 3  | 3  | -  | -   | -  |
|  | 27                 | <b>spolu</b>  | <b>11</b>                                      | <b>4</b>   | -  | -   | -  |
|  |                    | - 499   | 1  | -  | -  | -   | -  |
|  |                    | 500 - 749   | 1  | -  | -  | -   | -  |
|  |                    | 750 - 999   | 4  | 2  | -  | -   | -  |
|  |                    | neudaná   | 5  | 2  | -  | -   | -  |
|  | 28                 | <b>total</b>  | <b>6</b>                                       | <b>2</b>   | -  | -   | -  |
|  |                    | - 499   | 1  | -  | -  | -   | -  |
|  |                    | 500 - 749   | 1  | -  | -  | -   | -  |
|  | 750 - 999          | 1   | 1  | -  | -  | -   |  |
|  | <i>unannounced</i> | 3   | 1  | -  | -  | -   |  |

**T 12 POTRATY PODĽA DRUHU, VEKU A HMOTNOSTI PLODU**

ABORTIONS BY TYPE, AGE AND WEIGHT OF FETUS

dokončenie

End of table

| Umelé prerušenie tehotenstva / LIA                              |  |                        | Iné potraty<br>Other abortions | Mimo-maternicové tehotenstvá<br>Extrauterine pregnancies | Hmotnosť plodu<br>(v gramoch)<br>Weight of fetus<br>(in grams) | Vek plodu<br>(v týždňoch)<br>Fetus age<br>(in weeks) |  |
|---|--|------------------------|--------------------------------|--|--|--|--|
| z toho zo zdravotných dôvodov<br>of which due to health reasons | legálne od 13. do 24. týždňa<br>LIA from 13 <sup>th</sup> to 24 <sup>th</sup> week | UPT spolu<br>LIA total |                                |  |  |  |  |
| -   | <b>24</b>  | <b>24</b>              | <b>11</b>                      | <b>1</b>   | <b>spolu</b>   | 23   |  |
| -   | 9  | 9                      | 6                              | 1  | - 499  |  |  |
| -   | 5  | 5                      | 1                              | -  | 500 – 749  |  |  |
| -   | 2  | 2                      | -                              | -  | 750 – 999  |  |  |
| -   | 8  | 8                      | 4                              | -  | neudaná  |  |  |
| -   | <b>18</b>  | <b>18</b>              | <b>10</b>                      | -  | <b>total</b>   | 24   |  |
| -   | 3  | 3                      | 1                              | -  | - 499  |  |  |
| -   | 10   | 10                     | 3                              | -  | 500 – 749  |  |  |
| -   | 1  | 1                      | 1                              | -  | 750 – 999  |  |  |
| -   | 4  | 4                      | 5                              | -  | unannounced  |  |  |
| -   | -  | -                      | <b>9</b>                       | -  | <b>spolu</b>   | 25   |  |
| -   | -  | -                      | 1                              | -  | - 499  |  |  |
| -   | -  | -                      | 2                              | -  | 500 – 749  |  |  |
| -   | -  | -                      | 2                              | -  | 750 – 999  |  |  |
| -   | -  | -                      | 4                              | -  | neudaná  |  |  |
| -   | -  | -                      | <b>5</b>                       | -  | <b>total</b>   | 26   |  |
| -   | -  | -                      | 2                              | -  | - 499  |  |  |
| -   | -  | -                      | 1                              | -  | 500 – 749  |  |  |
| -   | -  | -                      | 2                              | -  | 750 – 999  |  |  |
| -   | -  | -                      | -                              | -  | unannounced  |  |  |
| -   | -  | -                      | <b>7</b>                       | -  | <b>spolu</b>   | 27   |  |
| -   | -  | -                      | 1                              | -  | - 499  |  |  |
| -   | -  | -                      | 1                              | -  | 500 – 749  |  |  |
| -   | -  | -                      | 2                              | -  | 750 – 999  |  |  |
| -   | -  | -                      | 3                              | -  | neudaná  |  |  |
| -   | -  | -                      | <b>4</b>                       | -  | <b>total</b>   | 28   |  |
| -   | -  | -                      | 1                              | -  | - 499  |  |  |
| -   | -  | -                      | 1                              | -  | 500 – 749  |  |  |
| -   | -  | -                      | -                              | -  | 750 – 999  |  |  |
| -   | -  | -                      | 2                              | -  | unannounced  |  |  |

v tom incl.

**T 13 POTRATY PODĽA DRUHU, KRAJA TRVALÉHO BYDLISKA ŽENY A POČTU DOTERAJŠÍCH PÔRODOV**

ABORTIONS BY TYPE, REGION OF PERMANENT RESIDENCE AND CHILDBIRTHS TO DATE

| Územie trvalého bydliska<br>Territory of permanent residence | Počet doterajších pôrodov<br>Number of childbirths to date | Potraty spolu<br>Abortions total | Spontánne potraty<br>Spontaneous abortions | Umelé prerušenie tehotenstva / LIA                  |   |   |  |   |                     | Iné potraty<br>Other abortions | Mimo-maternicové tehotenstvá<br>Extrauterine pregnancies |
|--|--|----------------------------------|--|---|---|---|--|---|---------------------|--------------------------------|--|
|  |  |                                  |  | legálne do 8. týždňa LIA up to 8 <sup>th</sup> week | legálne od 9. do 12. týždňa LIA from 9 <sup>th</sup> to 12 <sup>th</sup> week | spolu do 12. týždňa total up to 12 <sup>th</sup> week | z toho zo zdravotných dôvodov of which due to health reasons | legálne od 13. do 24. týždňa LIA from 13 <sup>th</sup> to 24 <sup>th</sup> week | UPT spolu LIA total |                                |  |
| <b>Úhrn<br/>Sum</b>  | <b>úhrn</b>  | <b>16 362</b>                    | <b>5 248</b>                               | <b>5 356</b>  | <b>2 381</b>  | <b>7 737</b>  | <b>1 117</b>   | <b>262</b>  | <b>7 999</b>        | <b>2 750</b>                   | <b>365</b>   |
|  | žiadny   | 5 601                            | 2 135                                      | 1 374   | 648   | 2 022   | 89   | 110   | 2 132               | 1 167                          | 167  |
|  | jeden  | 4 738                            | 1 631                                      | 1 440   | 564   | 2 004   | 217  | 104   | 2 108               | 877                            | 122  |
|  | dva  | 3 756                            | 839  | 1 811   | 616   | 2 427   | 463  | 28  | 2 455               | 416                            | 46   |
|  | tri a viac   | 2 267                            | 643  | 731   | 553   | 1 284   | 348  | 20  | 1 304               | 290                            | 30   |
| Slovenská republika  | <b>sum</b>   | <b>16 347</b>                    | <b>5 242</b>                               | <b>5 350</b>  | <b>2 379</b>  | <b>7 729</b>  | <b>1 117</b>   | <b>262</b>  | <b>7 991</b>        | <b>2 749</b>                   | <b>365</b>   |
|  | not any  | 5 592                            | 2 132                                      | 1 369   | 648   | 2 017   | 89   | 110   | 2 127               | 1 166                          | 167  |
|  | one  | 4 735                            | 1 630                                      | 1 439   | 563   | 2 002   | 217  | 104   | 2 106               | 877                            | 122  |
|  | two  | 3 755                            | 838  | 1 811   | 616   | 2 427   | 463  | 28  | 2 455               | 416                            | 46   |
|  | three and more   | 2 265                            | 642  | 731   | 552   | 1 283   | 348  | 20  | 1 303               | 290                            | 30   |
| Bratislavský kraj  | <b>spolu</b>   | <b>1 929</b>                     | <b>679</b>                                 | <b>642</b>  | <b>318</b>  | <b>960</b>  | <b>116</b>   | <b>27</b>   | <b>987</b>          | <b>237</b>                     | <b>26</b>  |
|  | žiadny   | 734                              | 305  | 175   | 118   | 293   | 9  | 13  | 306                 | 108                            | 15   |
|  | jeden  | 653                              | 251  | 202   | 101   | 303   | 29   | 12  | 315                 | 82                             | 5  |
|  | dva  | 437                              | 99   | 228   | 70  | 298   | 62   | 1   | 299                 | 35                             | 4  |
|  | tri a viac   | 105                              | 24   | 37  | 29  | 66  | 16   | 1   | 67                  | 12                             | 2  |
| Trnavský kraj  | <b>total</b>   | <b>1 842</b>                     | <b>526</b>                                 | <b>565</b>  | <b>263</b>  | <b>828</b>  | <b>102</b>   | <b>24</b>   | <b>852</b>          | <b>429</b>                     | <b>35</b>  |
|  | not any  | 637                              | 210  | 126   | 85  | 211   | 8  | 9   | 220                 | 189                            | 18   |
|  | one  | 610                              | 177  | 185   | 78  | 263   | 21   | 9   | 272                 | 147                            | 14   |
|  | two  | 410                              | 88   | 196   | 62  | 258   | 46   | 4   | 262                 | 59                             | 1  |
|  | three and more   | 185                              | 51   | 58  | 38  | 96  | 27   | 2   | 98                  | 34                             | 2  |
| Trenčiansky kraj   | <b>spolu</b>   | <b>1 561</b>                     | <b>522</b>                                 | <b>551</b>  | <b>211</b>  | <b>762</b>  | <b>103</b>   | <b>20</b>   | <b>782</b>          | <b>217</b>                     | <b>40</b>  |
|  | žiadny   | 570                              | 231  | 139   | 65  | 204   | 4  | 12  | 216                 | 112                            | 11   |
|  | jeden  | 470                              | 178  | 148   | 55  | 203   | 28   | 4   | 207                 | 66                             | 19   |
|  | dva  | 357                              | 76   | 194   | 49  | 243   | 40   | 4   | 247                 | 28                             | 6  |
|  | tri a viac   | 164                              | 37   | 70  | 42  | 112   | 31   | –   | 112                 | 11                             | 4  |
| Nitriansky kraj  | <b>total</b>   | <b>2 290</b>                     | <b>602</b>                                 | <b>906</b>  | <b>365</b>  | <b>1 271</b>  | <b>182</b>   | <b>37</b>   | <b>1 308</b>        | <b>335</b>                     | <b>45</b>  |
|  | not any  | 752                              | 246  | 249   | 83  | 332   | 13   | 14  | 346                 | 138                            | 22   |
|  | one  | 667                              | 201  | 239   | 87  | 326   | 33   | 17  | 343                 | 109                            | 14   |
|  | two  | 590                              | 100  | 312   | 106   | 418   | 79   | 5   | 423                 | 60                             | 7  |
|  | three and more   | 281                              | 55   | 106   | 89  | 195   | 57   | 1   | 196                 | 28                             | 2  |



**T 13 POTRATY PODĽA DRUHU, KRAJA TRVALÉHO BYDLISKA ŽENY A POČTU DOTERAJŠÍCH PÔRODOV**

ABORTIONS BY TYPE, REGION OF PERMANENT RESIDENCE AND CHILDBIRTHS TO DATE

dokončenie

End of table

| Územie trvalého bydliska<br>Territory of permanent residence | Počet doterajších pôrodov<br>Number of childbirths to date | Potraty spolu<br>Abortions total | Spontánne potraty<br>Spontaneous abortions | Umelé prerušenie tehotenstva / LIA                     |  |  |   |  |                        | Iné potraty<br>Other abortions | Mimo-maternicové tehotenstvá<br>Extrauterine pregnancies |
|--|--|----------------------------------|--|--|--|--|---|--|------------------------|--------------------------------|--|
|  |  |                                  |  | legálne do 8. týždňa<br>LIA up to 8 <sup>th</sup> week | legálne od 9. do 12. týždňa<br>LIA from 9 <sup>th</sup> to 12 <sup>th</sup> week | spolu do 12. týždňa<br>total up to 12 <sup>th</sup> week | z toho zo zdravotných dôvodov<br>of which due to health reasons | legálne od 13. do 24. týždňa<br>LIA from 13 <sup>th</sup> to 24 <sup>th</sup> week | UPT spolu<br>LIA total |                                |  |
| Žilinský kraj  | <b>spolu</b>   | <b>1 696</b>                     | <b>630</b>                                 | <b>439</b>   | <b>239</b>   | <b>678</b>   | <b>93</b>   | <b>36</b>  | <b>714</b>             | <b>292</b>                     | <b>60</b>  |
|  | žiadny   | 612                              | 258  | 123  | 66   | 189  | 6   | 18   | 207                    | 122                            | 25   |
|  | jeden  | 490                              | 201  | 104  | 50   | 154  | 19  | 15   | 169                    | 97                             | 23   |
|  | dva  | 400                              | 102  | 152  | 86   | 238  | 41  | 3  | 241                    | 48                             | 9  |
|  | tri a viac   | 194                              | 69   | 60   | 37   | 97   | 27  | –  | 97                     | 25                             | 3  |
| Bansko-bystrický kraj  | <b>total</b>   | <b>2 223</b>                     | <b>602</b>                                 | <b>868</b>   | <b>380</b>   | <b>1 248</b>   | <b>232</b>  | <b>34</b>  | <b>1 282</b>           | <b>284</b>                     | <b>55</b>  |
|  | not any  | 700                              | 229  | 221  | 82   | 303  | 28  | 15   | 318                    | 121                            | 32   |
|  | one  | 601                              | 184  | 236  | 68   | 304  | 39  | 14   | 318                    | 86                             | 13   |
|  | two  | 531                              | 103  | 276  | 106  | 382  | 99  | 3  | 385                    | 38                             | 5  |
|  | three and more   | 391                              | 86   | 135  | 124  | 259  | 66  | 2  | 261                    | 39                             | 5  |
| Prešovský kraj   | <b>spolu</b>   | <b>2 340</b>                     | <b>934</b>                                 | <b>533</b>   | <b>275</b>   | <b>808</b>   | <b>143</b>  | <b>42</b>  | <b>850</b>             | <b>504</b>                     | <b>52</b>  |
|  | žiadny   | 808                              | 371  | 132  | 64   | 196  | 9   | 12   | 208                    | 204                            | 25   |
|  | jeden  | 581                              | 230  | 107  | 48   | 155  | 16  | 17   | 172                    | 159                            | 20   |
|  | dva  | 480                              | 161  | 170  | 67   | 237  | 46  | 4  | 241                    | 75                             | 3  |
|  | tri a viac   | 471                              | 172  | 124  | 96   | 220  | 72  | 9  | 229                    | 66                             | 4  |
| Košický kraj   | <b>total</b>   | <b>2 466</b>                     | <b>747</b>                                 | <b>846</b>   | <b>328</b>   | <b>1 174</b>   | <b>146</b>  | <b>42</b>  | <b>1 216</b>           | <b>451</b>                     | <b>52</b>  |
|  | not any  | 779                              | 282  | 204  | 85   | 289  | 12  | 17   | 306                    | 172                            | 19   |
|  | one  | 663                              | 208  | 218  | 76   | 294  | 32  | 16   | 310                    | 131                            | 14   |
|  | two  | 550                              | 109  | 283  | 70   | 353  | 50  | 4  | 357                    | 73                             | 11   |
|  | three and more   | 474                              | 148  | 141  | 97   | 238  | 52  | 5  | 243                    | 75                             | 8  |
| Bez TB v SR<br>Without permanent residence in SR             | <b>spolu</b>   | <b>15</b>                        | <b>6</b>                                   | <b>6</b>   | <b>2</b>   | <b>8</b>   | <b>–</b>  | <b>–</b>   | <b>8</b>               | <b>1</b>                       | <b>–</b>   |
|  | žiadny   | 9                                | 3  | 5  | –  | 5  | –   | –  | 5                      | 1                              | –  |
|  | jeden  | 3                                | 1  | 1  | 1  | 2  | –   | –  | 2                      | –                              | –  |
|  | dva  | 1                                | 1  | –  | –  | –  | –   | –  | –                      | –                              | –  |
|  | tri a viac   | 2                                | 1  | –  | 1  | 1  | –   | –  | 1                      | –                              | –  |

**T 14 POTRATY PODĽA DRUHU, KRAJA TRVALÉHO BYDLISKA A POČTU DOTERAJŠÍCH UMELÝCH PRERUŠENÍ TEHOTENSTVA**

ABORTIONS BY TYPE, REGION OF PERMANENT RESIDENCE AND NUMBER OF LIA TO DATE

| Územie trvalého bydliska<br>Territory of permanent residence | Počet doterajších UPT<br>Number of LIA to date | Potraty spolu<br>Abortions total | Spontánne potraty<br>Spontaneous abortions | Umelé prerušenie tehotenstva / LIA                     |  |  |  |  |                        | Iné potraty<br>Other abortions | Mimo-maternicové tehotenstvá<br>Extrauterine pregnancies |
|--|--|----------------------------------|--|--|--|--|--|--|------------------------|--------------------------------|--|
|  |  |                                  |  | legálne do 8. týždňa<br>LIA up to 8 <sup>th</sup> week | legálne od 9. do 12. týždňa<br>LIA from 9 <sup>th</sup> to 12 <sup>th</sup> week | spolu do 12. týždňa<br>total up to 12 <sup>th</sup> week | z toho zdravotných dôvodov<br>of which due to health reasons | legálne od 13. do 24. týždňa<br>LIA from 13 <sup>th</sup> to 24 <sup>th</sup> week | UPT spolu<br>LIA total |                                |  |
| <b>Úhrn<br/>Sum</b>  | <b>úhrn</b>                                    | <b>16 362</b>                    | <b>5 248</b>                               | <b>5 356</b>   | <b>2 381</b>   | <b>7 737</b>   | <b>1 117</b>   | <b>262</b>   | <b>7 999</b>           | <b>2 750</b>                   | <b>365</b>   |
|  | žiadne   | 12 966                           | 4 644                                      | 3 783  | 1 564  | 5 347  | 649  | 230  | 5 577                  | 2 412                          | 333  |
|  | jedno  | 2 427                            | 460  | 1 123  | 535  | 1 658  | 282  | 29   | 1 687                  | 258                            | 22   |
|  | dve  | 641                              | 104  | 277  | 194  | 471  | 112  | 1  | 472                    | 58                             | 7  |
|  | tri a viac                                     | 328                              | 40   | 173  | 88   | 261  | 74   | 2  | 263                    | 22                             | 3  |
| Slovenská republika  | <b>sum</b>                                     | <b>16 347</b>                    | <b>5 242</b>                               | <b>5 350</b>   | <b>2 379</b>   | <b>7 729</b>   | <b>1 117</b>   | <b>262</b>   | <b>7 991</b>           | <b>2 749</b>                   | <b>365</b>   |
|  | <i>not any</i>                                 | 12 953                           | 4 639                                      | 3 777  | 1 563  | 5 340  | 649  | 230  | 5 570                  | 2 411                          | 333  |
|  | <i>one</i>                                     | 2 426                            | 459  | 1 123  | 535  | 1 658  | 282  | 29   | 1 687                  | 258                            | 22   |
|  | <i>two</i>                                     | 640                              | 104  | 277  | 193  | 470  | 112  | 1  | 471                    | 58                             | 7  |
|  | <i>three and more</i>                          | 328                              | 40   | 173  | 88   | 261  | 74   | 2  | 263                    | 22                             | 3  |
| Bratislavský kraj  | <b>spolu</b>                                   | <b>1 929</b>                     | <b>679</b>                                 | <b>642</b>   | <b>318</b>   | <b>960</b>   | <b>116</b>   | <b>27</b>  | <b>987</b>             | <b>237</b>                     | <b>26</b>  |
|  | žiadne   | 1 506                            | 589  | 453  | 217  | 670  | 77   | 23   | 693                    | 199                            | 25   |
|  | jedno  | 317                              | 73   | 145  | 65   | 210  | 27   | 4  | 214                    | 30                             | –  |
|  | dve  | 80                               | 15   | 31   | 26   | 57   | 11   | –  | 57                     | 7                              | 1  |
|  | tri a viac                                     | 26                               | 2  | 13   | 10   | 23   | 1  | –  | 23                     | 1                              | –  |
| Trnavský kraj  | <b>total</b>                                   | <b>1 842</b>                     | <b>526</b>                                 | <b>565</b>   | <b>263</b>   | <b>828</b>   | <b>102</b>   | <b>24</b>  | <b>852</b>             | <b>429</b>                     | <b>35</b>  |
|  | <i>not any</i>                                 | 1 457                            | 453  | 405  | 176  | 581  | 59   | 21   | 602                    | 368                            | 34   |
|  | <i>one</i>                                     | 270                              | 56   | 108  | 55   | 163  | 23   | 3  | 166                    | 47                             | 1  |
|  | <i>two</i>                                     | 73                               | 10   | 30   | 24   | 54   | 9  | –  | 54                     | 9                              | –  |
|  | <i>three and more</i>                          | 42                               | 7  | 22   | 8  | 30   | 11   | –  | 30                     | 5                              | –  |
| Trenčiansky kraj   | <b>spolu</b>                                   | <b>1 561</b>                     | <b>522</b>                                 | <b>551</b>   | <b>211</b>   | <b>762</b>   | <b>103</b>   | <b>20</b>  | <b>782</b>             | <b>217</b>                     | <b>40</b>  |
|  | žiadne   | 1 269                            | 463  | 411  | 149  | 560  | 67   | 17   | 577                    | 196                            | 33   |
|  | jedno  | 233                              | 47   | 111  | 50   | 161  | 28   | 3  | 164                    | 17                             | 5  |
|  | dve  | 44                               | 10   | 20   | 9  | 29   | 4  | –  | 29                     | 4                              | 1  |
|  | tri a viac                                     | 15                               | 2  | 9  | 3  | 12   | 4  | –  | 12                     | –                              | 1  |
| Nitriansky kraj  | <b>total</b>                                   | <b>2 290</b>                     | <b>602</b>                                 | <b>906</b>   | <b>365</b>   | <b>1 271</b>   | <b>182</b>   | <b>37</b>  | <b>1 308</b>           | <b>335</b>                     | <b>45</b>  |
|  | <i>not any</i>                                 | 1 739                            | 504  | 652  | 225  | 877  | 100  | 35   | 912                    | 283                            | 40   |
|  | <i>one</i>                                     | 382                              | 73   | 177  | 85   | 262  | 47   | 2  | 264                    | 41                             | 4  |
|  | <i>two</i>                                     | 110                              | 17   | 49   | 36   | 85   | 26   | –  | 85                     | 8                              | –  |
|  | <i>three and more</i>                          | 59                               | 8  | 28   | 19   | 47   | 9  | –  | 47                     | 3                              | 1  |

**T 14 POTRATY PODĽA DRUHU, KRAJA TRVALÉHO BYDLISKA A POČTU DOTERAJŠÍCH UMELÝCH PRERUŠENÍ TEHOTENSTVA**

ABORTIONS BY TYPE, REGION OF PERMANENT RESIDENCE AND NUMBER OF LIA TO DATE

dokončenie

End of table

| Územie trvalého bydliska<br>Territory of permanent residence | Počet doterajších UPT<br>Number of LIA to date | Potraty spolu<br>Abortions total | Spontánne potraty<br>Spontaneous abortions | Umelé prerušenie tehotenstva / LIA                     |  |  |   |  |                        | Iné potraty<br>Other abortions | Mimo-maternicové tehotenstvá<br>Extrauterine pregnancies |
|--|--|----------------------------------|--|--|--|--|---|--|------------------------|--------------------------------|--|
|  |  |                                  |  | legálne do 8. týždňa<br>LIA up to 8 <sup>th</sup> week | legálne od 9. do 12. týždňa<br>LIA from 9 <sup>th</sup> to 12 <sup>th</sup> week | spolu do 12. týždňa<br>total up to 12 <sup>th</sup> week | z toho zo zdravotných dôvodov<br>of which due to health reasons | legálne od 13. do 24. týždňa<br>LIA from 13 <sup>th</sup> to 24 <sup>th</sup> week | UPT spolu<br>LIA total |                                |  |
| Žilinský kraj  | <b>spolu</b>                                   | <b>1 696</b>                     | <b>630</b>                                 | <b>439</b>   | <b>239</b>   | <b>678</b>   | <b>93</b>   | <b>36</b>  | <b>714</b>             | <b>292</b>                     | <b>60</b>  |
|  | žiadne   | 1 419                            | 575  | 319  | 168  | 487  | 52  | 33   | 520                    | 268                            | 56   |
|  | jedno  | 196                              | 40   | 83   | 48   | 131  | 24  | 3  | 134                    | 18                             | 4  |
|  | dve  | 59                               | 9  | 28   | 18   | 46   | 14  | –  | 46                     | 4                              | –  |
|  | tri a viac                                     | 22                               | 6  | 9  | 5  | 14   | 3   | –  | 14                     | 2                              | –  |
| Bansko-bystrický kraj  | <b>total</b>                                   | <b>2 223</b>                     | <b>602</b>                                 | <b>868</b>   | <b>380</b>   | <b>1 248</b>   | <b>232</b>  | <b>34</b>  | <b>1 282</b>           | <b>284</b>                     | <b>55</b>  |
|  | not any  | 1 623                            | 516  | 570  | 219  | 789  | 128   | 29   | 818                    | 237                            | 52   |
|  | one  | 406                              | 65   | 198  | 101  | 299  | 61  | 5  | 304                    | 36                             | 1  |
|  | two  | 112                              | 14   | 54   | 37   | 91   | 21  | –  | 91                     | 5                              | 2  |
|  | three and more                                 | 82                               | 7  | 46   | 23   | 69   | 22  | –  | 69                     | 6                              | –  |
| Prešovský kraj   | <b>spolu</b>                                   | <b>2 340</b>                     | <b>934</b>                                 | <b>533</b>   | <b>275</b>   | <b>808</b>   | <b>143</b>  | <b>42</b>  | <b>850</b>             | <b>504</b>                     | <b>52</b>  |
|  | žiadne   | 2 012                            | 883  | 395  | 187  | 582  | 83  | 37   | 619                    | 462                            | 48   |
|  | jedno  | 245                              | 39   | 108  | 59   | 167  | 40  | 3  | 170                    | 32                             | 4  |
|  | dve  | 57                               | 7  | 19   | 23   | 42   | 13  | –  | 42                     | 8                              | –  |
|  | tri a viac                                     | 26                               | 5  | 11   | 6  | 17   | 7   | 2  | 19                     | 2                              | –  |
| Košický kraj   | <b>total</b>                                   | <b>2 466</b>                     | <b>747</b>                                 | <b>846</b>   | <b>328</b>   | <b>1 174</b>   | <b>146</b>  | <b>42</b>  | <b>1 216</b>           | <b>451</b>                     | <b>52</b>  |
|  | not any  | 1 928                            | 656  | 572  | 222  | 794  | 83  | 35   | 829                    | 398                            | 45   |
|  | one  | 377                              | 66   | 193  | 72   | 265  | 32  | 6  | 271                    | 37                             | 3  |
|  | two  | 105                              | 22   | 46   | 20   | 66   | 14  | 1  | 67                     | 13                             | 3  |
|  | three and more                                 | 56                               | 3  | 35   | 14   | 49   | 17  | –  | 49                     | 3                              | 1  |
| Bez TB v SR<br>Without permanent residence in SR             | <b>spolu</b>                                   | <b>15</b>                        | <b>6</b>                                   | <b>6</b>   | <b>2</b>   | <b>8</b>   | <b>–</b>  | <b>–</b>   | <b>8</b>               | <b>1</b>                       | <b>–</b>   |
|  | žiadne   | 13                               | 5  | 6  | 1  | 7  | –   | –  | 7                      | 1                              | –  |
|  | jedno  | 1                                | 1  | –  | –  | –  | –   | –  | –                      | –                              | –  |
|  | dve  | 1                                | –  | –  | 1  | 1  | –   | –  | 1                      | –                              | –  |
|  | tri a viac                                     | –                                | –  | –  | –  | –  | –   | –  | –                      | –                              | –  |

**T 15 POTRATY PODĽA DRUHU, KRAJA TRVALÉHO BYDLISKA ŽENY A POČTU DOTERAJŠÍCH SPONTÁNNYCH POTRATOV**

ABORTIONS BY TYPE, REGION OF PERMANENT RESIDENCE AND NUMBER OF SPONTANEOUS ABORTIONS TO DATE

| Územie trvalého bydliska<br><i>Territory of permanent residence</i> | Počet doterajších spontánnych potratov<br><i>Spontaneous abortions to date</i> | Potraty spolu<br><i>Abortions total</i> | Spontánne potraty<br><i>Spontaneous abortions</i> | Umelé prerušenie tehotenstva / LIA                           |   |  |  |   |                               | Iné potraty<br><i>Other abortions</i> | Mimo-maternicové tehotenstvá<br><i>Extrauterine pregnancies</i> |
|---|--|---|---|--|---|--|--|---|-------------------------------|---------------------------------------|---|
|   |  |   |   | legálne do 8. týždňa<br><i>LIA up to 8<sup>th</sup> week</i> | legálne od 9. do 12. týždňa<br><i>LIA from 9<sup>th</sup> to 12<sup>th</sup> week</i> | spolu do 12. týždňa<br><i>total up to 12<sup>th</sup> week</i> | z toho zo zdravotných dôvodov<br><i>of which due to health reasons</i> | legálne od 13. do 24. týždňa<br><i>LIA from 13<sup>th</sup> to 24<sup>th</sup> week</i> | UPT spolu<br><i>LIA total</i> |                                       |   |
| <b>Úhrn</b><br><b>Sum</b>   | <b>úhrn</b>  | <b>16 362</b>                           | <b>5 248</b>                                      | <b>5 356</b>   | <b>2 381</b>  | <b>7 737</b>   | <b>1 117</b>   | <b>262</b>  | <b>7 999</b>                  | <b>2 750</b>                          | <b>365</b>  |
|   | žiadny   | 13 151                                  | 4 021   | 4 616  | 1 966   | 6 582  | 894  | 207   | 6 789                         | 2 074                                 | 267   |
|   | jeden  | 2 467                                   | 895   | 624  | 333   | 957  | 176  | 45  | 1 002                         | 500                                   | 70  |
|   | dva  | 514                                     | 214   | 93   | 66  | 159  | 39   | 8   | 167                           | 116                                   | 17  |
|   | tri a viac   | 230                                     | 118   | 23   | 16  | 39   | 8  | 2   | 41                            | 60                                    | 11  |
| Slovenská republika   | <b>sum</b>   | <b>16 347</b>                           | <b>5 242</b>                                      | <b>5 350</b>   | <b>2 379</b>  | <b>7 729</b>   | <b>1 117</b>   | <b>262</b>  | <b>7 991</b>                  | <b>2 749</b>                          | <b>365</b>  |
|   | <i>not any</i>   | 13 137                                  | 4 016   | 4 610  | 1 964   | 6 574  | 894  | 207   | 6 781                         | 2 073                                 | 267   |
|   | <i>one</i>   | 2 466                                   | 894   | 624  | 333   | 957  | 176  | 45  | 1 002                         | 500                                   | 70  |
|   | <i>two</i>   | 514                                     | 214   | 93   | 66  | 159  | 39   | 8   | 167                           | 116                                   | 17  |
|   | <i>three and more</i>  | 230                                     | 118   | 23   | 16  | 39   | 8  | 2   | 41                            | 60                                    | 11  |
| Bratislavský kraj   | <b>spolu</b>   | <b>1 929</b>                            | <b>679</b>  | <b>642</b>   | <b>318</b>  | <b>960</b>   | <b>116</b>   | <b>27</b>   | <b>987</b>                    | <b>237</b>                            | <b>26</b>   |
|   | žiadny   | 1 572                                   | 523   | 555  | 272   | 827  | 99   | 23  | 850                           | 182                                   | 17  |
|   | jeden  | 286                                     | 119   | 79   | 36  | 115  | 15   | 4   | 119                           | 42                                    | 6   |
|   | dva  | 46                                      | 24  | 4  | 7   | 11   | –  | –   | 11                            | 9                                     | 2   |
|   | tri a viac   | 25                                      | 13  | 4  | 3   | 7  | 2  | –   | 7                             | 4                                     | 1   |
| Trnavský kraj   | <b>total</b>   | <b>1 842</b>                            | <b>526</b>  | <b>565</b>   | <b>263</b>  | <b>828</b>   | <b>102</b>   | <b>24</b>   | <b>852</b>                    | <b>429</b>                            | <b>35</b>   |
|   | <i>not any</i>   | 1 487                                   | 409   | 479  | 224   | 703  | 90   | 13  | 716                           | 334                                   | 28  |
|   | <i>one</i>   | 279                                     | 90  | 74   | 32  | 106  | 11   | 9   | 115                           | 69                                    | 5   |
|   | <i>two</i>   | 49                                      | 15  | 11   | 6   | 17   | 1  | 1   | 18                            | 15                                    | 1   |
|   | <i>three and more</i>  | 27                                      | 12  | 1  | 1   | 2  | –  | 1   | 3                             | 11                                    | 1   |
| Trenčiansky kraj  | <b>spolu</b>   | <b>1 561</b>                            | <b>522</b>  | <b>551</b>   | <b>211</b>  | <b>762</b>   | <b>103</b>   | <b>20</b>   | <b>782</b>                    | <b>217</b>                            | <b>40</b>   |
|   | žiadny   | 1 269                                   | 413   | 468  | 181   | 649  | 85   | 16  | 665                           | 164                                   | 27  |
|   | jeden  | 222                                     | 81  | 67   | 26  | 93   | 16   | 2   | 95                            | 35                                    | 11  |
|   | dva  | 55                                      | 23  | 12   | 4   | 16   | 2  | 2   | 18                            | 14                                    | –   |
|   | tri a viac   | 15                                      | 5   | 4  | –   | 4  | –  | –   | 4                             | 4                                     | 2   |
| Nitriansky kraj   | <b>total</b>   | <b>2 290</b>                            | <b>602</b>  | <b>906</b>   | <b>365</b>  | <b>1 271</b>   | <b>182</b>   | <b>37</b>   | <b>1 308</b>                  | <b>335</b>                            | <b>45</b>   |
|   | <i>not any</i>   | 1 875                                   | 473   | 793  | 291   | 1 084  | 148  | 28  | 1 112                         | 261                                   | 29  |
|   | <i>one</i>   | 332                                     | 94  | 99   | 64  | 163  | 28   | 7   | 170                           | 58                                    | 10  |
|   | <i>two</i>   | 57                                      | 21  | 9  | 7   | 16   | 3  | 2   | 18                            | 14                                    | 4   |
|   | <i>three and more</i>  | 26                                      | 14  | 5  | 3   | 8  | 3  | –   | 8                             | 2                                     | 2   |

**T 15 POTRATY PODĽA DRUHU, KRAJA TRVALÉHO BYDLISKA ŽENY A POČTU DOTERAJŠÍCH SPONTÁNNYCH POTRATOV**

ABORTIONS BY TYPE, REGION OF PERMANENT RESIDENCE AND NUMBER OF SPONTANEOUS ABORTIONS TO DATE

dokončenie

End of table

| Územie trvalého bydliska<br>Territory of permanent residence | Počet doterajších spontánnych potratov<br>Spontaneous abortions to date | Potraty spolu<br>Abortions total | Spontánne potraty<br>Spontaneous abortions | Umelé prerušenie tehotenstva / LIA                     |  |  |   |  |                        | Iné potraty<br>Other abortions | Mimomaternicové tehotenstvá<br>Extraneous pregnancies |
|--|---|----------------------------------|--|--|--|--|---|--|------------------------|--------------------------------|---|
|  |   |                                  |  | legálne do 8. týždňa<br>LIA up to 8 <sup>th</sup> week | legálne od 9. do 12. týždňa<br>LIA from 9 <sup>th</sup> to 12 <sup>th</sup> week | spolu do 12. týždňa<br>total up to 12 <sup>th</sup> week | z toho zo zdravotných dôvodov<br>of which due to health reasons | legálne od 13. do 24. týždňa<br>LIA from 13 <sup>th</sup> to 24 <sup>th</sup> week | UPT spolu<br>LIA total |                                |   |
| Žilinský kraj  | <b>spolu</b>  | <b>1 696</b>                     | <b>630</b>                                 | <b>439</b>   | <b>239</b>   | <b>678</b>   | <b>93</b>   | <b>36</b>  | <b>714</b>             | <b>292</b>                     | <b>60</b>   |
|  | žiadny  | 1 333                            | 458  | 388  | 198  | 586  | 74  | 30   | 616                    | 212                            | 47  |
|  | jeden   | 278                              | 117  | 44   | 34   | 78   | 15  | 5  | 83                     | 67                             | 11  |
|  | dva   | 59                               | 34   | 7  | 6  | 13   | 4   | 1  | 14                     | 9                              | 2   |
|  | tri a viac  | 26                               | 21   | –  | 1  | 1  | –   | –  | 1                      | 4                              | –   |
| Bansko-bystrický kraj  | <b>total</b>  | <b>2 223</b>                     | <b>602</b>                                 | <b>868</b>   | <b>380</b>   | <b>1 248</b>   | <b>232</b>  | <b>34</b>  | <b>1 282</b>           | <b>284</b>                     | <b>55</b>   |
|  | not any   | 1 808                            | 459  | 750  | 308  | 1 058  | 184   | 26   | 1 084                  | 221                            | 44  |
|  | one   | 330                              | 109  | 98   | 58   | 156  | 38  | 8  | 164                    | 49                             | 8   |
|  | two   | 57                               | 20   | 16   | 12   | 28   | 9   | –  | 28                     | 7                              | 2   |
|  | three and more  | 28                               | 14   | 4  | 2  | 6  | 1   | –  | 6                      | 7                              | 1   |
| Prešovský kraj   | <b>spolu</b>  | <b>2 340</b>                     | <b>934</b>                                 | <b>533</b>   | <b>275</b>   | <b>808</b>   | <b>143</b>  | <b>42</b>  | <b>850</b>             | <b>504</b>                     | <b>52</b>   |
|  | žiadny  | 1 830                            | 713  | 458  | 227  | 685  | 110   | 34   | 719                    | 364                            | 34  |
|  | jeden   | 376                              | 155  | 62   | 37   | 99   | 22  | 7  | 106                    | 100                            | 15  |
|  | dva   | 97                               | 49   | 10   | 9  | 19   | 10  | 1  | 20                     | 26                             | 2   |
|  | tri a viac  | 37                               | 17   | 3  | 2  | 5  | 1   | –  | 5                      | 14                             | 1   |
| Košický kraj   | <b>total</b>  | <b>2 466</b>                     | <b>747</b>                                 | <b>846</b>   | <b>328</b>   | <b>1 174</b>   | <b>146</b>  | <b>42</b>  | <b>1 216</b>           | <b>451</b>                     | <b>52</b>   |
|  | not any   | 1 963                            | 568  | 719  | 263  | 982  | 104   | 37   | 1 019                  | 335                            | 41  |
|  | one   | 363                              | 129  | 101  | 46   | 147  | 31  | 3  | 150                    | 80                             | 4   |
|  | two   | 94                               | 28   | 24   | 15   | 39   | 10  | 1  | 40                     | 22                             | 4   |
|  | three and more  | 46                               | 22   | 2  | 4  | 6  | 1   | 1  | 7                      | 14                             | 3   |
| Bez TB v SR<br>Without permanent residence in SR             | <b>spolu</b>  | <b>15</b>                        | <b>6</b>                                   | <b>6</b>   | <b>2</b>   | <b>8</b>   | <b>–</b>  | <b>–</b>   | <b>8</b>               | <b>1</b>                       | <b>–</b>  |
|  | žiadny  | 14                               | 5  | 6  | 2  | 8  | –   | –  | 8                      | 1                              | –   |
|  | jeden   | 1                                | 1  | –  | –  | –  | –   | –  | –                      | –                              | –   |
|  | dva   | –                                | –  | –  | –  | –  | –   | –  | –                      | –                              | –   |
|  | tri a viac  | –                                | –  | –  | –  | –  | –   | –  | –                      | –                              | –   |

**T 16 POTRATY PODĽA DRUHU, KRAJA TRVALÉHO BYDLISKA A VEKOVEJ SKUPINY U ŽIEN  
DOTERAZ BEZ POTRATU A PÔRODU**

 ABORTIONS BY TYPE, REGION OF PERMANENT RESIDENCE AND AGE GROUP OF WOMEN  
WITHOUT LIA AND CHILDBIRTH TO DATE

| Územie trvalého bydliska<br>Territory of permanent residence | Veková skupina ženy<br>Age group | Potraty spolu<br>Abortions total | Spontánne potraty<br>Spontaneous abortions | Umelé prerušenie tehotenstva / LIA                     |  |  |   |  |                        | Iné potraty<br>Other abortions | Mimo-maternicové tehotenstvá<br>Extrauterine pregnancies |
|--|----------------------------------|----------------------------------|--|--|--|--|---|--|------------------------|--------------------------------|--|
|  |                                  |                                  |  | legálne do 8. týždňa<br>LIA up to 8 <sup>th</sup> week | legálne od 9. do 12. týždňa<br>LIA from 9 <sup>th</sup> to 12 <sup>th</sup> week | spolu do 12. týždňa<br>total up to 12 <sup>th</sup> week | z toho zo zdravotných dôvodov<br>of which due to health reasons | legálne od 13. do 24. týždňa<br>LIA from 13 <sup>th</sup> to 24 <sup>th</sup> week | UPT spolu<br>LIA total |                                |  |
| <b>Úhrn<br/>Sum</b>  | <b>úhrn</b>                      | <b>4 559</b>                     | <b>1 678</b>                               | <b>1 195</b>   | <b>561</b>   | <b>1 756</b>   | <b>76</b>   | <b>86</b>  | <b>1 842</b>           | <b>917</b>                     | <b>122</b>   |
|  | - 14                             | 27                               | 7  | 10   | 6  | 16   | 16  | 1  | 17                     | 3                              | -  |
|  | 15 - 19                          | 793                              | 209  | 285  | 186  | 471  | 11  | 12   | 483                    | 95                             | 6  |
|  | 20 - 24                          | 1 199                            | 322  | 462  | 193  | 655  | 12  | 19   | 674                    | 181                            | 22   |
|  | 25 - 29                          | 1 322                            | 560  | 257  | 118  | 375  | 8   | 19   | 394                    | 322                            | 46   |
|  | 30 - 34                          | 803                              | 384  | 122  | 37   | 159  | 6   | 21   | 180                    | 204                            | 35   |
|  | 35 - 39                          | 330                              | 162  | 45   | 13   | 58   | 1   | 11   | 69                     | 87                             | 12   |
|  | 40 - 44                          | 79                               | 31   | 14   | 7  | 21   | 21  | 3  | 24                     | 23                             | 1  |
|  | 45 - 49                          | 6                                | 3  | -  | 1  | 1  | 1   | -  | 1                      | 2                              | -  |
|  | 50+                              | -                                | -  | -  | -  | -  | -   | -  | -                      | -                              | -  |
| Slovenská republika  | <b>sum</b>                       | <b>4 550</b>                     | <b>1 675</b>                               | <b>1 190</b>   | <b>561</b>   | <b>1 751</b>   | <b>76</b>   | <b>86</b>  | <b>1 837</b>           | <b>916</b>                     | <b>122</b>   |
|  | - 14                             | 27                               | 7  | 10   | 6  | 16   | 16  | 1  | 17                     | 3                              | -  |
|  | 15 - 19                          | 792                              | 209  | 284  | 186  | 470  | 11  | 12   | 482                    | 95                             | 6  |
|  | 20 - 24                          | 1 196                            | 321  | 460  | 193  | 653  | 12  | 19   | 672                    | 181                            | 22   |
|  | 25 - 29                          | 1 320                            | 559  | 256  | 118  | 374  | 8   | 19   | 393                    | 322                            | 46   |
|  | 30 - 34                          | 802                              | 383  | 122  | 37   | 159  | 6   | 21   | 180                    | 204                            | 35   |
|  | 35 - 39                          | 328                              | 162  | 44   | 13   | 57   | 1   | 11   | 68                     | 86                             | 12   |
|  | 40 - 44                          | 79                               | 31   | 14   | 7  | 21   | 21  | 3  | 24                     | 23                             | 1  |
|  | 45 - 49                          | 6                                | 3  | -  | 1  | 1  | 1   | -  | 1                      | 2                              | -  |
|  | 50+                              | -                                | -  | -  | -  | -  | -   | -  | -                      | -                              | -  |
| Bratislavský kraj  | <b>spolu</b>                     | <b>584</b>                       | <b>234</b>                                 | <b>148</b>   | <b>95</b>  | <b>243</b>   | <b>7</b>  | <b>10</b>  | <b>253</b>             | <b>87</b>                      | <b>10</b>  |
|  | - 14                             | 1                                | -  | 1  | -  | 1  | 1   | -  | 1                      | -                              | -  |
|  | 15 - 19                          | 58                               | 4  | 24   | 26   | 50   | 1   | -  | 50                     | 4                              | -  |
|  | 20 - 24                          | 101                              | 20   | 48   | 25   | 73   | -   | 2  | 75                     | 6                              | -  |
|  | 25 - 29                          | 186                              | 84   | 38   | 25   | 63   | 2   | 5  | 68                     | 31                             | 3  |
|  | 30 - 34                          | 152                              | 80   | 26   | 12   | 38   | -   | 2  | 40                     | 27                             | 5  |
|  | 35 - 39                          | 72                               | 40   | 9  | 6  | 15   | -   | 1  | 16                     | 14                             | 2  |
|  | 40 - 44                          | 13                               | 6  | 2  | 1  | 3  | 3   | -  | 3                      | 4                              | -  |
|  | 45 - 49                          | 1                                | -  | -  | -  | -  | -   | -  | -                      | 1                              | -  |
|  | 50+                              | -                                | -  | -  | -  | -  | -   | -  | -                      | -                              | -  |

**T 16 POTRATY PODĽA DRUHU, KRAJA TRVALÉHO BYDLISKA A VEKOVEJ SKUPINY U ŽIEN  
DOTERAZ BEZ POTRATU A PÔRODU**

ABORTIONS BY TYPE, REGION OF PERMANENT RESIDENCE AND AGE GROUP OF WOMEN  
WITHOUT LIA AND CHILDBIRTH TO DATE

1. pokračovanie

1<sup>st</sup> continuation

| Územie trvalého bydliska<br>Territory of permanent residence | Veková skupina ženy<br>Age group | Potraty spolu<br>Abortions total | Spontánne potraty<br>Spontaneous abortions | Umelé prerušenie tehotenstva / LIA                  |   |   |  |   |                     | Iné potraty<br>Other abortions | Mimo-maternicové tehotenstvá<br>Extrauterine pregnancies |
|--|----------------------------------|----------------------------------|--|---|---|---|--|---|---------------------|--------------------------------|--|
|  |                                  |                                  |  | legálne do 8. týždňa LIA up to 8 <sup>th</sup> week | legálne od 9. do 12. týždňa LIA from 9 <sup>th</sup> to 12 <sup>th</sup> week | spolu do 12. týždňa total up to 12 <sup>th</sup> week | z toho zo zdravotných dôvodov of which due to health reasons | legálne od 13. do 24. týždňa LIA from 13 <sup>th</sup> to 24 <sup>th</sup> week | UPT spolu LIA total |                                |  |
| Trnavský kraj  | <b>spolu</b>                     | <b>519</b>                       | <b>163</b>                                 | <b>107</b>  | <b>77</b>   | <b>184</b>  | <b>8</b>   | <b>3</b>  | <b>187</b>          | <b>155</b>                     | <b>14</b>  |
|  | - 14                             | 3                                | -  | 2   | 1   | 3   | 3  | -   | 3                   | -                              | -  |
|  | 15 - 19                          | 78                               | 18   | 26  | 18  | 44  | 1  | 1   | 45                  | 14                             | 1  |
|  | 20 - 24                          | 128                              | 26   | 32  | 32  | 64  | -  | -   | 64                  | 36                             | 2  |
|  | 25 - 29                          | 166                              | 58   | 32  | 15  | 47  | -  | -   | 47                  | 54                             | 7  |
|  | 30 - 34                          | 102                              | 47   | 9   | 9   | 18  | 1  | 1   | 19                  | 32                             | 4  |
|  | 35 - 39                          | 31                               | 9  | 4   | 2   | 6   | 1  | 1   | 7                   | 15                             | -  |
|  | 40 - 44                          | 10                               | 4  | 2   | -   | 2   | 2  | -   | 2                   | 4                              | -  |
|  | 45 - 49                          | 1                                | 1  | -   | -   | -   | -  | -   | -                   | -                              | -  |
| 50+  | -                                | -                                | -  | -   | -   | -   | -  | -   | -                   | -                              |  |
| Trenčiansky kraj   | <b>total</b>                     | <b>467</b>                       | <b>186</b>                                 | <b>121</b>  | <b>60</b>   | <b>181</b>  | <b>3</b>   | <b>7</b>  | <b>188</b>          | <b>86</b>                      | <b>7</b>   |
|  | - 14                             | -                                | -  | -   | -   | -   | -  | -   | -                   | -                              | -  |
|  | 15 - 19                          | 73                               | 11   | 32  | 25  | 57  | -  | 1   | 58                  | 4                              | -  |
|  | 20 - 24                          | 132                              | 42   | 46  | 21  | 67  | -  | 1   | 68                  | 21                             | 1  |
|  | 25 - 29                          | 135                              | 68   | 25  | 12  | 37  | -  | 1   | 38                  | 28                             | 1  |
|  | 30 - 34                          | 88                               | 49   | 14  | 1   | 15  | 1  | 2   | 17                  | 18                             | 4  |
|  | 35 - 39                          | 28                               | 12   | 2   | 1   | 3   | -  | 2   | 5                   | 10                             | 1  |
|  | 40 - 44                          | 11                               | 4  | 2   | -   | 2   | 2  | -   | 2                   | 5                              | -  |
|  | 45 - 49                          | -                                | -  | -   | -   | -   | -  | -   | -                   | -                              | -  |
| 50+  | -                                | -                                | -  | -   | -   | -   | -  | -   | -                   | -                              |  |
| Nitriansky kraj  | <b>spolu</b>                     | <b>611</b>                       | <b>186</b>                                 | <b>219</b>  | <b>70</b>   | <b>289</b>  | <b>11</b>  | <b>12</b>   | <b>301</b>          | <b>108</b>                     | <b>16</b>  |
|  | - 14                             | 2                                | -  | 1   | 1   | 2   | 2  | -   | 2                   | -                              | -  |
|  | 15 - 19                          | 104                              | 17   | 51  | 21  | 72  | 1  | 1   | 73                  | 14                             | -  |
|  | 20 - 24                          | 175                              | 36   | 90  | 22  | 112   | 2  | 5   | 117                 | 19                             | 3  |
|  | 25 - 29                          | 172                              | 67   | 43  | 19  | 62  | 1  | 2   | 64                  | 35                             | 6  |
|  | 30 - 34                          | 95                               | 38   | 18  | 3   | 21  | -  | 3   | 24                  | 28                             | 5  |
|  | 35 - 39                          | 54                               | 26   | 14  | 1   | 15  | -  | 1   | 16                  | 10                             | 2  |
|  | 40 - 44                          | 9                                | 2  | 2   | 3   | 5   | 5  | -   | 5                   | 2                              | -  |
|  | 45 - 49                          | -                                | -  | -   | -   | -   | -  | -   | -                   | -                              | -  |
| 50+  | -                                | -                                | -  | -   | -   | -   | -  | -   | -                   | -                              |  |

**T 16 POTRATY PODĽA DRUHU, KRAJA TRVALÉHO BYDLISKA A VEKOVEJ SKUPINY U ŽIEN  
DOTERAZ BEZ POTRATU A PÔRODU**

 ABORTIONS BY TYPE, REGION OF PERMANENT RESIDENCE AND AGE GROUP OF WOMEN  
WITHOUT LIA AND CHILDBIRTH TO DATE

2. pokračovanie

2<sup>nd</sup> continuation

| Územie<br>trvalého<br>bydliska<br>Territory of<br>permanent<br>residence | Veková<br>skupina<br>ženy<br>Age<br>group | Potraty<br>spolu<br>Abor-<br>tions<br>total | Spon-<br>tánne<br>potraty<br>Sponta-<br>neous<br>aborti-<br>ons | Umelé prerušenie tehotenstva / LIA                                 |  |  |   |  |                              | Iné<br>potraty<br>Other<br>aborti-<br>ons | Mimo-<br>mater-<br>nicové<br>teho-<br>tenstvá<br>Extraute-<br>rine<br>pregnan-<br>cies |
|--|---|---|---|--|--|--|---|--|------------------------------|---|--|
|  |   |   |   | legálne<br>do 8.<br>týždňa<br>LIA up<br>to 8 <sup>th</sup><br>week | legálne<br>od 9.<br>do 12.<br>týždňa<br>LIA<br>from<br>9 <sup>th</sup> to 12 <sup>th</sup><br>week | spolu<br>do 12.<br>týždňa<br>total up<br>to 12 <sup>th</sup><br>week | z toho<br>zo zdra-<br>votných<br>dôvodov<br>of which<br>due to<br>health<br>reasons | legálne<br>od 13.<br>do 24.<br>týždňa<br>LIA<br>from 13 <sup>th</sup><br>to 24 <sup>th</sup><br>week | UPT<br>spolu<br>LIA<br>total |   |  |
| Žilinský<br>kraj   | <b>spolu</b>                              | <b>489</b>                                  | <b>195</b>  | <b>110</b>   | <b>58</b>  | <b>168</b>   | <b>6</b>  | <b>16</b>  | <b>184</b>                   | <b>93</b>                                 | <b>17</b>  |
|  | - 14                                      | 1   | -   | 1  | -  | 1  | 1   | -  | 1                            | -   | -  |
|  | 15 - 19                                   | 64  | 14  | 25   | 19   | 44   | 1   | 1  | 45                           | 4   | 1  |
|  | 20 - 24                                   | 150   | 50  | 51   | 21   | 72   | 1   | 4  | 76                           | 21  | 3  |
|  | 25 - 29                                   | 132   | 57  | 20   | 14   | 34   | 1   | 4  | 38                           | 34  | 3  |
|  | 30 - 34                                   | 95  | 51  | 9  | 2  | 11   | -   | 4  | 15                           | 23  | 6  |
|  | 35 - 39                                   | 38  | 19  | 3  | 1  | 4  | -   | 1  | 5                            | 10  | 4  |
|  | 40 - 44                                   | 8   | 3   | 1  | 1  | 2  | 2   | 2  | 4                            | 1   | -  |
|  | 45 - 49                                   | 1   | 1   | -  | -  | -  | -   | -  | -                            | -   | -  |
|  | 50+                                       | -   | -   | -  | -  | -  | -   | -  | -                            | -   | -  |
| Bansko-<br>bystrický<br>kraj   | <b>total</b>                              | <b>569</b>                                  | <b>180</b>  | <b>187</b>   | <b>68</b>  | <b>255</b>   | <b>22</b>   | <b>13</b>  | <b>268</b>                   | <b>97</b>                                 | <b>24</b>  |
|  | - 14                                      | 8   | 2   | 3  | 2  | 5  | 5   | -  | 5                            | 1   | -  |
|  | 15 - 19                                   | 119   | 29  | 42   | 29   | 71   | 3   | 3  | 74                           | 13  | 3  |
|  | 20 - 24                                   | 152   | 30  | 73   | 22   | 95   | 4   | 1  | 96                           | 21  | 5  |
|  | 25 - 29                                   | 151   | 62  | 35   | 10   | 45   | 4   | 1  | 46                           | 33  | 10   |
|  | 30 - 34                                   | 96  | 35  | 26   | 3  | 29   | 3   | 4  | 33                           | 24  | 4  |
|  | 35 - 39                                   | 33  | 17  | 6  | 1  | 7  | -   | 3  | 10                           | 4   | 2  |
|  | 40 - 44                                   | 10  | 5   | 2  | 1  | 3  | 3   | 1  | 4                            | 1   | -  |
|  | 45 - 49                                   | -   | -   | -  | -  | -  | -   | -  | -                            | -   | -  |
|  | 50+                                       | -   | -   | -  | -  | -  | -   | -  | -                            | -   | -  |
| Prešovský<br>kraj  | <b>spolu</b>                              | <b>675</b>                                  | <b>311</b>  | <b>121</b>   | <b>56</b>  | <b>177</b>   | <b>7</b>  | <b>10</b>  | <b>187</b>                   | <b>159</b>                                | <b>18</b>  |
|  | - 14                                      | 10  | 4   | 2  | 1  | 3  | 3   | 1  | 4                            | 2   | -  |
|  | 15 - 19                                   | 148   | 68  | 35   | 22   | 57   | 2   | 2  | 59                           | 21  | -  |
|  | 20 - 24                                   | 179   | 76  | 47   | 18   | 65   | 1   | 1  | 66                           | 32  | 5  |
|  | 25 - 29                                   | 211   | 102   | 27   | 10   | 37   | -   | 2  | 39                           | 61  | 9  |
|  | 30 - 34                                   | 84  | 39  | 9  | 4  | 13   | -   | 3  | 16                           | 27  | 2  |
|  | 35 - 39                                   | 33  | 18  | 1  | -  | 1  | -   | 1  | 2                            | 12  | 1  |
|  | 40 - 44                                   | 7   | 3   | -  | -  | -  | -   | -  | -                            | 3   | 1  |
|  | 45 - 49                                   | 3   | 1   | -  | 1  | 1  | 1   | -  | 1                            | 1   | -  |
|  | 50+                                       | -   | -   | -  | -  | -  | -   | -  | -                            | -   | -  |



**T 16 POTRATY PODĽA DRUHU, KRAJA TRVALÉHO BYDLISKA A VEKOVEJ SKUPINY U ŽIEN  
DOTERAZ BEZ POTRATU A PÔRODU**

ABORTIONS BY TYPE, REGION OF PERMANENT RESIDENCE AND AGE GROUP OF WOMEN  
WITHOUT LIA AND CHILDBIRTH TO DATE

dokončenie

End of table

| Územie trvalého bydliska<br>Territory of permanent residence | Veková skupina ženy<br>Age group | Potraty spolu<br>Abortions total | Spon-tánne potraty<br>Spontaneous abortions | Umelé prerušenie tehotenstva / LIA                     |  |  |  |  |                        | Iné potraty<br>Other abortions | Mimo-mater-nicové teho-tenstvá<br>Extraute-rine pregnan-cies |
|--|----------------------------------|----------------------------------|---|--|--|--|--|--|------------------------|--------------------------------|--|
|  |                                  |                                  |   | legálne do 8. týždňa<br>LIA up to 8 <sup>th</sup> week | legálne od 9. do 12. týždňa<br>LIA from 9 <sup>th</sup> to 12 <sup>th</sup> week | spolu do 12. týždňa<br>total up to 12 <sup>th</sup> week | z toho zo zdra-votných dôvodov<br>of which due to health reasons | legálne od 13. do 24. týždňa<br>LIA from 13 <sup>th</sup> to 24 <sup>th</sup> week | UPT spolu<br>LIA total |                                |  |
| Košický kraj   | <b>spolu</b>                     | <b>636</b>                       | <b>220</b>                                  | <b>177</b>   | <b>77</b>  | <b>254</b>   | <b>12</b>  | <b>15</b>  | <b>269</b>             | <b>131</b>                     | <b>16</b>  |
|  | - 14                             | 2                                | 1   | -  | 1  | 1  | 1  | -  | 1                      | -                              | -  |
|  | 15 - 19                          | 148                              | 48  | 49   | 26   | 75   | 2  | 3  | 78                     | 21                             | 1  |
|  | 20 - 24                          | 179                              | 41  | 73   | 32   | 105  | 4  | 5  | 110                    | 25                             | 3  |
|  | 25 - 29                          | 167                              | 61  | 36   | 13   | 49   | -  | 4  | 53                     | 46                             | 7  |
|  | 30 - 34                          | 90                               | 44  | 11   | 3  | 14   | 1  | 2  | 16                     | 25                             | 5  |
|  | 35 - 39                          | 39                               | 21  | 5  | 1  | 6  | -  | 1  | 7                      | 11                             | -  |
|  | 40 - 44                          | 11                               | 4   | 3  | 1  | 4  | 4  | -  | 4                      | 3                              | -  |
|  | 45 - 49                          | -                                | -   | -  | -  | -  | -  | -  | -                      | -                              | -  |
|  | 50+                              | -                                | -   | -  | -  | -  | -  | -  | -                      | -                              | -  |
| Bez TB v SR<br>Without permanent residence in SR             | <b>total</b>                     | <b>9</b>                         | <b>3</b>                                    | <b>5</b>   | <b>-</b>   | <b>5</b>   | <b>-</b>   | <b>-</b>   | <b>5</b>               | <b>1</b>                       | <b>-</b>   |
|  | - 14                             | -                                | -   | -  | -  | -  | -  | -  | -                      | -                              | -  |
|  | 15 - 19                          | 1                                | -   | 1  | -  | 1  | -  | -  | 1                      | -                              | -  |
|  | 20 - 24                          | 3                                | 1   | 2  | -  | 2  | -  | -  | 2                      | -                              | -  |
|  | 25 - 29                          | 2                                | 1   | 1  | -  | 1  | -  | -  | 1                      | -                              | -  |
|  | 30 - 34                          | 1                                | 1   | -  | -  | -  | -  | -  | -                      | -                              | -  |
|  | 35 - 39                          | 2                                | -   | 1  | -  | 1  | -  | -  | 1                      | 1                              | -  |
|  | 40 - 44                          | -                                | -   | -  | -  | -  | -  | -  | -                      | -                              | -  |
|  | 45 - 49                          | -                                | -   | -  | -  | -  | -  | -  | -                      | -                              | -  |
|  | 50+                              | -                                | -   | -  | -  | -  | -  | -  | -                      | -                              | -  |

**T 17 POTRATY PODĽA DRUHU A VEKOVEJ SKUPINY U ŽIEN DOTERAZ BEZ PÔRODU  
A S ASPOŇ JEDNÝM UPT**

 ABORTIONS BY TYPE AND AGE GROUP OF WOMEN WITH AT LEAST ONE LIA AND WITHOUT  
 CHILDBIRTH TO DATE

| Počet doterajších UPT<br>Number of LIA to date | Veková skupina ženy<br>Age group | Potraty spolu<br>Abortions total | Spontánne potraty<br>Spontaneous abortions | Umelé prerušenie tehotenstva / LIA                     |  |  |   |  |                        | Iné potraty<br>Other abortions | Mimo-maternicové tehotenstvá<br>Extrauterine pregnancies |
|--|----------------------------------|----------------------------------|--|--|--|--|---|--|------------------------|--------------------------------|--|
|  |                                  |                                  |  | legálne do 8. týždňa<br>LIA up to 8 <sup>th</sup> week | legálne od 9. do 12. týždňa<br>LIA from 9 <sup>th</sup> to 12 <sup>th</sup> week | spolu do 12. týždňa<br>total up to 12 <sup>th</sup> week | z toho zo zdravotných dôvodov<br>of which due to health reasons | legálne od 13. do 24. týždňa<br>LIA from 13 <sup>th</sup> to 24 <sup>th</sup> week | UPT spolu<br>LIA total |                                |  |
| <b>Úhrn<br/>Sum</b>                            | <b>úhrn / sum</b>                | <b>431</b>                       | <b>125</b>                                 | <b>148</b>   | <b>68</b>  | <b>216</b>   | <b>9</b>  | <b>12</b>  | <b>228</b>             | <b>69</b>                      | <b>9</b>   |
|  | - 14                             | -                                | -  | -  | -  | -  | -   | -  | -                      | -                              | -  |
|  | 15 - 19                          | 36                               | 13   | 8  | 10   | 18   | -   | -  | 18                     | 5                              | -  |
|  | 20 - 24                          | 101                              | 18   | 43   | 25   | 68   | 2   | 3  | 71                     | 10                             | 2  |
|  | 25 - 29                          | 142                              | 39   | 61   | 20   | 81   | 4   | 2  | 83                     | 19                             | 1  |
|  | 30 - 34                          | 90                               | 32   | 19   | 11   | 30   | 1   | 4  | 34                     | 20                             | 4  |
|  | 35 - 39                          | 51                               | 18   | 15   | 2  | 17   | -   | 1  | 18                     | 13                             | 2  |
|  | 40 - 44                          | 10                               | 5  | 2  | -  | 2  | 2   | 1  | 3                      | 2                              | -  |
|  | 45 - 49                          | 1                                | -  | -  | -  | -  | -   | 1  | 1                      | -                              | -  |
|  | 50+                              | -                                | -  | -  | -  | -  | -   | -  | -                      | -                              | -  |
| <b>Jedno<br/>One</b>                           | <b>spolu</b>                     | <b>392</b>                       | <b>112</b>                                 | <b>136</b>   | <b>61</b>  | <b>197</b>   | <b>8</b>  | <b>12</b>  | <b>209</b>             | <b>64</b>                      | <b>7</b>   |
|  | - 14                             | -                                | -  | -  | -  | -  | -   | -  | -                      | -                              | -  |
|  | 15 - 19                          | 34                               | 12   | 7  | 10   | 17   | -   | -  | 17                     | 5                              | -  |
|  | 20 - 24                          | 92                               | 16   | 40   | 23   | 63   | 2   | 3  | 66                     | 9                              | 1  |
|  | 25 - 29                          | 127                              | 34   | 57   | 16   | 73   | 4   | 2  | 75                     | 17                             | 1  |
|  | 30 - 34                          | 81                               | 28   | 17   | 10   | 27   | -   | 4  | 31                     | 19                             | 3  |
|  | 35 - 39                          | 48                               | 18   | 13   | 2  | 15   | -   | 1  | 16                     | 12                             | 2  |
|  | 40 - 44                          | 9                                | 4  | 2  | -  | 2  | 2   | 1  | 3                      | 2                              | -  |
|  | 45 - 49                          | 1                                | -  | -  | -  | -  | -   | 1  | 1                      | -                              | -  |
|  | 50+                              | -                                | -  | -  | -  | -  | -   | -  | -                      | -                              | -  |
| <b>Dve<br/>Two</b>                             | <b>total</b>                     | <b>31</b>                        | <b>10</b>                                  | <b>12</b>  | <b>5</b>   | <b>17</b>  | <b>1</b>  | <b>-</b>   | <b>17</b>              | <b>2</b>                       | <b>2</b>   |
|  | - 14                             | -                                | -  | -  | -  | -  | -   | -  | -                      | -                              | -  |
|  | 15 - 19                          | 2                                | 1  | 1  | -  | 1  | -   | -  | 1                      | -                              | -  |
|  | 20 - 24                          | 6                                | -  | 3  | 1  | 4  | -   | -  | 4                      | 1                              | 1  |
|  | 25 - 29                          | 14                               | 5  | 4  | 4  | 8  | -   | -  | 8                      | 1                              | -  |
|  | 30 - 34                          | 6                                | 3  | 2  | -  | 2  | 1   | -  | 2                      | -                              | 1  |
|  | 35 - 39                          | 2                                | -  | 2  | -  | 2  | -   | -  | 2                      | -                              | -  |
|  | 40 - 44                          | 1                                | 1  | -  | -  | -  | -   | -  | -                      | -                              | -  |
|  | 45 - 49                          | -                                | -  | -  | -  | -  | -   | -  | -                      | -                              | -  |
|  | 50+                              | -                                | -  | -  | -  | -  | -   | -  | -                      | -                              | -  |

**T 17 POTRATY PODĽA DRUHU A VEKOVEJ SKUPINY U ŽIEN DOTERAZ BEZ PÔRODU A S ASPOŇ JEDNÝM UPT**

ABORTIONS BY TYPE AND AGE GROUP OF WOMEN WITH AT LEAST ONE LIA AND WITHOUT CHILDBIRTH TO DATE

dokončenie

End of table

| Počet doterajších UPT<br>Number of LIA to date | Veková skupina ženy<br>Age group | Potraty spolu<br>Abortions total | Spontánne potraty<br>Spontaneous abortions | Umelé prerušenie tehotenstva / LIA                     |  |  |   |  |                        | Iné potraty<br>Other abortions | Mimo-maternicové tehotenstvá<br>Extrauterine pregnancies |
|--|----------------------------------|----------------------------------|--|--|--|--|---|--|------------------------|--------------------------------|--|
|  |                                  |                                  |  | legálne do 8. týždňa<br>LIA up to 8 <sup>th</sup> week | legálne od 9. do 12. týždňa<br>LIA from 9 <sup>th</sup> to 12 <sup>th</sup> week | spolu do 12. týždňa<br>total up to 12 <sup>th</sup> week | z toho zo zdravotných dôvodov<br>of which due to health reasons | legálne od 13. do 24. týždňa<br>LIA from 13 <sup>th</sup> to 24 <sup>th</sup> week | UPT spolu<br>LIA total |                                |  |
| Tri a viac<br>Three and more                   | <b>spolu</b>                     | <b>8</b>                         | <b>3</b>                                   | –  | <b>2</b>   | <b>2</b>   | –   | –  | <b>2</b>               | <b>3</b>                       | –  |
|  | – 14                             | –                                | –  | –  | –  | –  | –   | –  | –                      | –                              | –  |
|  | 15 – 19                          | –                                | –  | –  | –  | –  | –   | –  | –                      | –                              | –  |
|  | 20 – 24                          | 3                                | 2  | –  | 1  | 1  | –   | –  | 1                      | –                              | –  |
|  | 25 – 29                          | 1                                | –  | –  | –  | –  | –   | –  | –                      | 1                              | –  |
|  | 30 – 34                          | 3                                | 1  | –  | 1  | 1  | –   | –  | 1                      | 1                              | –  |
|  | 35 – 39                          | 1                                | –  | –  | –  | –  | –   | –  | –                      | 1                              | –  |
|  | 40 – 44                          | –                                | –  | –  | –  | –  | –   | –  | –                      | –                              | –  |
|  | 45 – 49                          | –                                | –  | –  | –  | –  | –   | –  | –                      | –                              | –  |
|  | 50+                              | –                                | –  | –  | –  | –  | –   | –  | –                      | –                              | –  |

**T 18 POTRATY PODĽA DRUHU A VEKOVEJ SKUPINY U ŽIEN DOTERAZ BEZ PÔRODU A SASPOŇ JEDNÝM SPONTÁNNYM POTRATOM**

ABORTIONS BY TYPE AND AGE GROUP OF WOMEN WITH AT LEAST ONE SPONTANEOUS ABORTION AND WITHOUT CHILDBIRTH TO DATE

| Počet doterajších spontánnych potratov<br>Number of present spontaneous abortion | Veková skupina ženy<br>Age group of female | Potraty spolu<br>Abortions total | Spontánne potraty<br>Spontaneous abortions | Umelé prerušenie tehotenstva / LIA                     |  |  |   |  |                        | Iné potraty<br>Other abortions | Mimo-maternicové tehotenstvá<br>Extrauterine pregnancies |
|--|--|----------------------------------|--|--|--|--|---|--|------------------------|--------------------------------|--|
|  |  |                                  |  | legálne do 8. týždňa<br>LIA up to 8 <sup>th</sup> week | legálne od 9. do 12. týždňa<br>LIA from 9 <sup>th</sup> to 12 <sup>th</sup> week | spolu do 12. týždňa<br>total up to 12 <sup>th</sup> week | z toho zo zdravotných dôvodov<br>of which due to health reasons | legálne od 13. do 24. týždňa<br>LIA from 13 <sup>th</sup> to 24 <sup>th</sup> week | UPT spolu<br>LIA total |                                |  |
| <b>Úhrn<br/>Sum</b>  | <b>úhrn / sum</b>                          | <b>660</b>                       | <b>349</b>                                 | <b>42</b>  | <b>22</b>  | <b>64</b>  | <b>4</b>  | <b>14</b>  | <b>78</b>              | <b>194</b>                     | <b>39</b>  |
|  | - 14                                       | -                                | -  | -  | -  | -  | -   | -  | -                      | -                              | -  |
|  | 15 - 19                                    | 39                               | 29   | 1  | 3  | 4  | 1   | -  | 4                      | 6                              | -  |
|  | 20 - 24                                    | 88                               | 48   | 9  | 5  | 14   | -   | 3  | 17                     | 19                             | 4  |
|  | 25 - 29                                    | 169                              | 83   | 11   | 5  | 16   | 1   | 1  | 17                     | 61                             | 8  |
|  | 30 - 34                                    | 218                              | 114  | 12   | 8  | 20   | 1   | 7  | 27                     | 60                             | 17   |
|  | 35 - 39                                    | 119                              | 61   | 8  | 1  | 9  | -   | 2  | 11                     | 39                             | 8  |
|  | 40 - 44                                    | 24                               | 12   | 1  | -  | 1  | 1   | -  | 1                      | 9                              | 2  |
|  | 45 - 49                                    | 3                                | 2  | -  | -  | -  | -   | 1  | 1                      | -                              | -  |
|  | 50+  | -                                | -  | -  | -  | -  | -   | -  | -                      | -                              | -  |
| <b>Jeden<br/>One</b>   | <b>spolu</b>                               | <b>503</b>                       | <b>260</b>                                 | <b>34</b>  | <b>19</b>  | <b>53</b>  | <b>3</b>  | <b>12</b>  | <b>65</b>              | <b>148</b>                     | <b>30</b>  |
|  | - 14                                       | -                                | -  | -  | -  | -  | -   | -  | -                      | -                              | -  |
|  | 15 - 19                                    | 35                               | 25   | 1  | 3  | 4  | 1   | -  | 4                      | 6                              | -  |
|  | 20 - 24                                    | 75                               | 41   | 8  | 5  | 13   | -   | 3  | 16                     | 15                             | 3  |
|  | 25 - 29                                    | 138                              | 66   | 7  | 4  | 11   | 1   | 1  | 12                     | 53                             | 7  |
|  | 30 - 34                                    | 162                              | 84   | 11   | 6  | 17   | -   | 5  | 22                     | 42                             | 14   |
|  | 35 - 39                                    | 77                               | 37   | 6  | 1  | 7  | -   | 2  | 9                      | 27                             | 4  |
|  | 40 - 44                                    | 14                               | 6  | 1  | -  | 1  | 1   | -  | 1                      | 5                              | 2  |
|  | 45 - 49                                    | 2                                | 1  | -  | -  | -  | -   | 1  | 1                      | -                              | -  |
|  | 50+  | -                                | -  | -  | -  | -  | -   | -  | -                      | -                              | -  |
| <b>Dva<br/>Two</b>   | <b>total</b>                               | <b>101</b>                       | <b>53</b>                                  | <b>7</b>   | <b>2</b>   | <b>9</b>   | <b>1</b>  | <b>2</b>   | <b>11</b>              | <b>31</b>                      | <b>6</b>   |
|  | - 14                                       | -                                | -  | -  | -  | -  | -   | -  | -                      | -                              | -  |
|  | 15 - 19                                    | 4                                | 4  | -  | -  | -  | -   | -  | -                      | -                              | -  |
|  | 20 - 24                                    | 11                               | 5  | 1  | -  | 1  | -   | -  | 1                      | 4                              | 1  |
|  | 25 - 29                                    | 24                               | 12   | 4  | -  | 4  | -   | -  | 4                      | 7                              | 1  |
|  | 30 - 34                                    | 36                               | 18   | 1  | 2  | 3  | 1   | 2  | 5                      | 11                             | 2  |
|  | 35 - 39                                    | 20                               | 10   | 1  | -  | 1  | -   | -  | 1                      | 7                              | 2  |
|  | 40 - 44                                    | 6                                | 4  | -  | -  | -  | -   | -  | -                      | 2                              | -  |
|  | 45 - 49                                    | -                                | -  | -  | -  | -  | -   | -  | -                      | -                              | -  |
|  | 50+  | -                                | -  | -  | -  | -  | -   | -  | -                      | -                              | -  |

**T 18 POTRATY PODĽA DRUHU A VEKOVEJ SKUPINY U ŽIEN DOTERAZ BEZ PÔRODU A S ASPOŇ JEDNÝM SPONTÁNNYM POTRATOM**

ABORTIONS BY TYPE AND AGE GROUP OF WOMEN WITH AT LEAST ONE SPONTANEOUS ABORTION AND WITHOUT CHILDBIRTH TO DATE

dokončenie

End of table

| Počet doterajších spontánnych potratov<br>Number of present spontaneous abortion | Veková skupina ženy<br>Age group of female | Potraty spolu<br>Abortions total | Spontánne potraty<br>Spontaneous abortions | Umelé prerušenie tehotenstva / LIA                     |  |  |   |  |                        | Iné potraty<br>Other abortions | Mimo-maternicové tehotenstvá<br>Extrauterine pregnancies |
|--|--|----------------------------------|--|--|--|--|---|--|------------------------|--------------------------------|--|
|  |  |                                  |  | legálne do 8. týždňa<br>LIA up to 8 <sup>th</sup> week | legálne od 9. do 12. týždňa<br>LIA from 9 <sup>th</sup> to 12 <sup>th</sup> week | spolu do 12. týždňa<br>total up to 12 <sup>th</sup> week | z toho zo zdravotných dôvodov<br>of which due to health reasons | legálne od 13. do 24. týždňa<br>LIA from 13 <sup>th</sup> to 24 <sup>th</sup> week | UPT spolu<br>LIA total |                                |  |
| Tri a viac<br>Three and more   | <b>spolu</b>                               | <b>56</b>                        | <b>36</b>                                  | <b>1</b>   | <b>1</b>   | <b>2</b>   | –   | –  | <b>2</b>               | <b>15</b>                      | <b>3</b>   |
|  | – 14                                       | –                                | –  | –  | –  | –  | –   | –  | –                      | –                              | –  |
|  | 15 – 19                                    | –                                | –  | –  | –  | –  | –   | –  | –                      | –                              | –  |
|  | 20 – 24                                    | 2                                | 2  | –  | –  | –  | –   | –  | –                      | –                              | –  |
|  | 25 – 29                                    | 7                                | 5  | –  | 1  | 1  | –   | –  | 1                      | 1                              | –  |
|  | 30 – 34                                    | 20                               | 12   | –  | –  | –  | –   | –  | –                      | 7                              | 1  |
|  | 35 – 39                                    | 22                               | 14   | 1  | –  | 1  | –   | –  | 1                      | 5                              | 2  |
|  | 40 – 44                                    | 4                                | 2  | –  | –  | –  | –   | –  | –                      | 2                              | –  |
|  | 45 – 49                                    | 1                                | 1  | –  | –  | –  | –   | –  | –                      | –                              | –  |
|  | 50+  | –                                | –  | –  | –  | –  | –   | –  | –                      | –                              | –  |

**T 19 POTRATY PODĽA DRUHU A VEKOVEJ SKUPINY U ŽIEN DOTERAZ S ASPOŇ JEDNÝM PÔRODOM A JEDNÝM UPT**

ABORTIONS BY TYPE AND AGE GROUP OF WOMEN WITH AT LEAST ONE LIA AND ONE CHILDBIRTH TO DATE

| Veková skupina ženy<br>Age group | Potraty spolu<br>Abortions total | Spontánne potraty<br>Spontaneous abortions | Umelé prerušenie tehotenstva / LIA                     |  |  |   |  |                        | Iné potraty<br>Other abortions | Mimo-maternicové tehotenstvá<br>Extrauterine pregnancies |
|----------------------------------|----------------------------------|--|--|--|--|---|--|------------------------|--------------------------------|--|
|                                  |                                  |  | legálne do 8. týždňa<br>LIA up to 8 <sup>th</sup> week | legálne od 9. do 12. týždňa<br>LIA from 9 <sup>th</sup> to 12 <sup>th</sup> week | spolu do 12. týždňa<br>total up to 12 <sup>th</sup> week | z toho zo zdravotných dôvodov<br>of which due to health reasons | legálne od 13. do 24. týždňa<br>LIA from 13 <sup>th</sup> to 24 <sup>th</sup> week | UPT spolu<br>LIA total |                                |  |
| <b>Spolu Total</b>               | <b>2 965</b>                     | <b>479</b>                                 | <b>1 425</b>   | <b>749</b>   | <b>2 174</b>   | <b>459</b>  | <b>20</b>  | <b>2 194</b>           | <b>269</b>                     | <b>23</b>  |
| – 14                             | –                                | –  | –  | –  | –  | –   | –  | –                      | –                              | –  |
| 15 – 19                          | 16                               | 5  | 7  | 1  | 8  | 1   | –  | 8                      | 3                              | –  |
| 20 – 24                          | 251                              | 23   | 121  | 84   | 205  | 16  | 4  | 209                    | 17                             | 2  |
| 25 – 29                          | 544                              | 91   | 241  | 168  | 409  | 32  | 2  | 411                    | 40                             | 2  |
| 30 – 34                          | 765                              | 117  | 378  | 200  | 578  | 34  | 7  | 585                    | 58                             | 5  |
| 35 – 39                          | 882                              | 143  | 415  | 217  | 632  | 34  | 5  | 637                    | 92                             | 10   |
| 40 – 44                          | 463                              | 86   | 241  | 77   | 318  | 318   | 2  | 320                    | 53                             | 4  |
| 45 – 49                          | 41                               | 12   | 22   | 2  | 24   | 24  | –  | 24                     | 5                              | –  |
| 50+                              | 3                                | 2  | –  | –  | –  | –   | –  | –                      | 1                              | –  |

**T 20 POČET POTRATOV U ŽIEN UŽÍVAJÚCICH VNÚTROMATERNICOVÚ ANTIKONCEPCIU**  
**ABORTIONS OF INTRAUTERINE CONTRACEPTION**

| Územie trvalého bydliska<br>Territory of permanent residence | Potraty spolu<br>Abortions total | Spontánne potraty<br>Spontaneous abortions | Umelé prerušenie tehotenstva / LIA                     |  |  |   |  | UPT spolu LIA total | Iné potraty<br>Other abortions | Mimomaternicové tehotenstvá<br>Extrauterine pregnancies |
|--|----------------------------------|--|--|--|--|---|--|---------------------|--------------------------------|---|
|  |                                  |  | legálne do 8. týždňa<br>LIA up to 8 <sup>th</sup> week | legálne od 9. do 12. týždňa<br>LIA from 9 <sup>th</sup> to 12 <sup>th</sup> week | spolu do 12. týždňa<br>total up to 12 <sup>th</sup> week | z toho zo zdravotných dôvodov<br>of which due to health reasons | legálne od 13. do 24. týždňa<br>LIA from 13 <sup>th</sup> to 24 <sup>th</sup> week |                     |                                |   |
| <b>Úhrn / Sum</b>  | <b>84</b>                        | <b>22</b>                                  | <b>39</b>  | <b>11</b>  | <b>50</b>  | <b>50</b>   | <b>-</b>   | <b>50</b>           | <b>8</b>                       | <b>4</b>  |
| <b>Bratislavský kraj</b>                                     | <b>4</b>                         | <b>2</b>                                   | <b>1</b>   | <b>1</b>   | <b>2</b>   | <b>2</b>  | <b>-</b>   | <b>2</b>            | <b>-</b>                       | <b>-</b>  |
| Bratislava II  | 1                                | 1  | -  | -  | -  | -   | -  | -                   | -                              | -   |
| Bratislava IV  | 2                                | 1  | 1  | -  | 1  | 1   | -  | 1                   | -                              | -   |
| Senec  | 1                                | -  | -  | 1  | 1  | 1   | -  | 1                   | -                              | -   |
| <b>Trnavský kraj</b>   | <b>3</b>                         | <b>1</b>                                   | <b>2</b>   | <b>-</b>   | <b>2</b>   | <b>2</b>  | <b>-</b>   | <b>2</b>            | <b>-</b>                       | <b>-</b>  |
| Dunajská Streda  | 1                                | -  | 1  | -  | 1  | 1   | -  | 1                   | -                              | -   |
| Galanta  | 1                                | 1  | -  | -  | -  | -   | -  | -                   | -                              | -   |
| Skalica  | 1                                | -  | 1  | -  | 1  | 1   | -  | 1                   | -                              | -   |
| <b>Trenčiansky kraj</b>                                      | <b>10</b>                        | <b>3</b>                                   | <b>2</b>   | <b>2</b>   | <b>4</b>   | <b>4</b>  | <b>-</b>   | <b>4</b>            | <b>2</b>                       | <b>1</b>  |
| Ilava  | 2                                | -  | -  | -  | 1  | 1   | -  | 1                   | -                              | 1   |
| Myjava   | 1                                | 1  | -  | -  | -  | -   | -  | -                   | -                              | -   |
| Nové Mesto nad Váhom   | 1                                | -  | 1  | -  | 1  | 1   | -  | 1                   | -                              | -   |
| Považská Bystrica  | 3                                | -  | 1  | 1  | 2  | 2   | -  | 2                   | 1                              | -   |
| Trenčín  | 3                                | 2  | -  | -  | -  | -   | -  | -                   | 1                              | -   |
| <b>Nitriansky kraj</b>                                       | <b>15</b>                        | <b>3</b>                                   | <b>10</b>  | <b>2</b>   | <b>12</b>  | <b>12</b>   | <b>-</b>   | <b>12</b>           | <b>-</b>                       | <b>-</b>  |
| Komárno  | 1                                | -  | 1  | -  | 1  | 1   | -  | 1                   | -                              | -   |
| Levice   | 7                                | 2  | 4  | 1  | 5  | 5   | -  | 5                   | -                              | -   |
| Nové Zámky   | 6                                | 1  | 4  | 1  | 5  | 5   | -  | 5                   | -                              | -   |
| Topoľčany  | 1                                | -  | 1  | -  | 1  | 1   | -  | 1                   | -                              | -   |
| <b>Žilinský kraj</b>   | <b>9</b>                         | <b>2</b>                                   | <b>4</b>   | <b>1</b>   | <b>5</b>   | <b>5</b>  | <b>-</b>   | <b>5</b>            | <b>1</b>                       | <b>1</b>  |
| Dolný Kubín  | 2                                | -  | 2  | -  | 2  | 2   | -  | 2                   | -                              | -   |
| Kysucké Nové Mesto   | 1                                | -  | -  | -  | -  | -   | -  | -                   | -                              | 1   |
| Martin   | 3                                | -  | 2  | 1  | 3  | 3   | -  | 3                   | -                              | -   |
| Žilina   | 3                                | 2  | -  | -  | -  | -   | -  | -                   | 1                              | -   |

**T 20 POČET POTRATOV U ŽIEN UŽÍVAJÚCICH VNÚTROMATERNICOVÚ ANTIKONCEPCIU**

**ABORTIONS OF INTRAUTERINE CONTRACEPTION**

dokončenie

End of table

| Územie trvalého bydliska<br>Territory of permanent residence | Potraty spolu<br>Abortions total | Spontánne potraty<br>Spontaneous abortions | Umelé prerušenie tehotenstva / LIA                     |  |  |   |  |                        | Iné potraty<br>Other abortions | Mimo-maternicové tehotenstvá<br>Extrauterine pregnancies |
|--|----------------------------------|--|--|--|--|---|--|------------------------|--------------------------------|--|
|  |                                  |  | legálne do 8. týždňa<br>LIA up to 8 <sup>th</sup> week | legálne od 9. do 12. týždňa<br>LIA from 9 <sup>th</sup> to 12 <sup>th</sup> week | spolu do 12. týždňa<br>total up to 12 <sup>th</sup> week | z toho zo zdravotných dôvodov<br>of which due to health reasons | legálne od 13. do 24. týždňa<br>LIA from 13 <sup>th</sup> to 24 <sup>th</sup> week | UPT spolu<br>LIA total |                                |  |
| <b>Bansko-bystrický kraj</b>                                 | <b>21</b>                        | <b>5</b>                                   | <b>11</b>  | <b>3</b>   | <b>14</b>  | <b>14</b>   | –  | <b>14</b>              | <b>1</b>                       | <b>1</b>   |
| Banská Bystrica  | 3                                | –  | 2  | –  | 2  | 2   | –  | 2                      | 1                              | –  |
| Brezno   | 1                                | 1  | –  | –  | –  | –   | –  | –                      | –                              | –  |
| Detva  | 2                                | 1  | 1  | –  | 1  | 1   | –  | 1                      | –                              | –  |
| Lučenec  | 4                                | 2  | 2  | –  | 2  | 2   | –  | 2                      | –                              | –  |
| Revúca   | 2                                | –  | 2  | –  | 2  | 2   | –  | 2                      | –                              | –  |
| Rimavská Sobota  | 4                                | 1  | 1  | 2  | 3  | 3   | –  | 3                      | –                              | –  |
| Veľký Krtíš  | 1                                | –  | 1  | –  | 1  | 1   | –  | 1                      | –                              | –  |
| Zvolen   | 2                                | –  | 1  | –  | 1  | 1   | –  | 1                      | –                              | 1  |
| Žarnovica  | 1                                | –  | 1  | –  | 1  | 1   | –  | 1                      | –                              | –  |
| Žiar nad Hronom  | 1                                | –  | –  | 1  | 1  | 1   | –  | 1                      | –                              | –  |
| <b>Prešovský kraj</b>  | <b>18</b>                        | <b>6</b>                                   | <b>5</b>   | <b>2</b>   | <b>7</b>   | <b>7</b>  | –  | <b>7</b>               | <b>4</b>                       | <b>1</b>   |
| Bardejov   | 2                                | 1  | –  | –  | –  | –   | –  | –                      | 1                              | –  |
| Kežmarok   | 6                                | 2  | 3  | 1  | 4  | 4   | –  | 4                      | –                              | –  |
| Levoča   | 1                                | 1  | –  | –  | –  | –   | –  | –                      | –                              | –  |
| Medzilaborce   | 1                                | –  | –  | –  | –  | –   | –  | –                      | 1                              | –  |
| Poprad   | 2                                | 1  | –  | 1  | 1  | 1   | –  | 1                      | –                              | –  |
| Prešov   | 3                                | 1  | –  | –  | –  | –   | –  | –                      | 2                              | –  |
| Stará Ľubovňa  | 1                                | –  | 1  | –  | 1  | 1   | –  | 1                      | –                              | –  |
| Stropkov   | 1                                | –  | –  | –  | –  | –   | –  | –                      | –                              | 1  |
| Svidník  | 1                                | –  | 1  | –  | 1  | 1   | –  | 1                      | –                              | –  |
| <b>Košický kraj</b>  | <b>4</b>                         | <b>–</b>                                   | <b>4</b>   | <b>–</b>   | <b>4</b>   | <b>4</b>  | –  | <b>4</b>               | <b>–</b>                       | <b>–</b>   |
| Košice I   | 1                                | –  | 1  | –  | 1  | 1   | –  | 1                      | –                              | –  |
| Košice III   | 1                                | –  | 1  | –  | 1  | 1   | –  | 1                      | –                              | –  |
| Košice-okolie  | 1                                | –  | 1  | –  | 1  | 1   | –  | 1                      | –                              | –  |
| Spišská Nová Ves   | 1                                | –  | 1  | –  | 1  | 1   | –  | 1                      | –                              | –  |
| Bez TB v SR<br>Without permanent residence in SR             | –                                | –  | –  | –  | –  | –   | –  | –                      | –                              | –  |

**T 21 POTRATY PODĽA DRUHU A KRAJA ZDRAVOTNÍCKEHO ZARIADENIA****ABORTIONS BY TYPE AND REGION OF HEALTH FACILITY**

| Územie zdravotníckeho zariadenia<br>Region of health facility | Potraty spolu<br>Abortions total | Spontánne potraty<br>Spontaneous abortions | Umelé prerušenie tehotenstva / LIA                     |  |  |   |  | Iné potraty<br>Other abortions | Mimo-maternicové tehotenstvá<br>Extrauterine pregnancies |
|---|----------------------------------|--|--|--|--|---|--|--------------------------------|--|
|   |                                  |  | legálne do 8. týždňa<br>LIA up to 8 <sup>th</sup> week | legálne od 9. do 12. týždňa<br>LIA from 9 <sup>th</sup> to 12 <sup>th</sup> week | spolu do 12. týždňa<br>total up to 12 <sup>th</sup> week | z toho zo zdravotných dôvodov<br>of which due to health reasons | legálne od 13. do 24. týždňa<br>LIA from 13 <sup>th</sup> to 24 <sup>th</sup> week |                                |  |

spolu / total

|                            |               |              |              |              |              |              |            |              |              |            |
|----------------------------|---------------|--------------|--------------|--------------|--------------|--------------|------------|--------------|--------------|------------|
| <b>Slovenská republika</b> | <b>16 362</b> | <b>5 248</b> | <b>5 356</b> | <b>2 381</b> | <b>7 737</b> | <b>1 117</b> | <b>262</b> | <b>7 999</b> | <b>2 750</b> | <b>365</b> |
| Bratislavský kraj          | 2 188         | 798          | 695          | 350          | 1 045        | 117          | 49         | 1 094        | 262          | 34         |
| Trnavský kraj              | 1 988         | 533          | 626          | 301          | 927          | 125          | 16         | 943          | 477          | 35         |
| Trenčiansky kraj           | 1 568         | 528          | 546          | 216          | 762          | 107          | 19         | 781          | 219          | 40         |
| Nitriansky kraj            | 2 109         | 535          | 898          | 326          | 1 224        | 160          | 29         | 1 253        | 280          | 41         |
| Žilinský kraj              | 1 578         | 602          | 374          | 218          | 592          | 85           | 35         | 627          | 294          | 55         |
| Banskobystrický kraj       | 2 203         | 592          | 875          | 375          | 1 250        | 232          | 33         | 1 283        | 273          | 55         |
| Prešovský kraj             | 2 029         | 872          | 387          | 210          | 597          | 131          | 33         | 630          | 480          | 47         |
| Košický kraj               | 2 699         | 788          | 955          | 385          | 1 340        | 160          | 48         | 1 388        | 465          | 58         |

ženy s TB v SR / females with PR in SR

|                            |               |              |              |              |              |              |            |              |              |            |
|----------------------------|---------------|--------------|--------------|--------------|--------------|--------------|------------|--------------|--------------|------------|
| <b>Slovenská republika</b> | <b>16 347</b> | <b>5 242</b> | <b>5 350</b> | <b>2 379</b> | <b>7 729</b> | <b>1 117</b> | <b>262</b> | <b>7 991</b> | <b>2 749</b> | <b>365</b> |
| Bratislavský kraj          | 2 184         | 796          | 694          | 349          | 1 043        | 117          | 49         | 1 092        | 262          | 34         |
| Trnavský kraj              | 1 987         | 532          | 626          | 301          | 927          | 125          | 16         | 943          | 477          | 35         |
| Trenčiansky kraj           | 1 568         | 528          | 546          | 216          | 762          | 107          | 19         | 781          | 219          | 40         |
| Nitriansky kraj            | 2 106         | 534          | 896          | 326          | 1 222        | 160          | 29         | 1 251        | 280          | 41         |
| Žilinský kraj              | 1 576         | 601          | 373          | 218          | 591          | 85           | 35         | 626          | 294          | 55         |
| Banskobystrický kraj       | 2 200         | 591          | 874          | 375          | 1 249        | 232          | 33         | 1 282        | 272          | 55         |
| Prešovský kraj             | 2 029         | 872          | 387          | 210          | 597          | 131          | 33         | 630          | 480          | 47         |
| Košický kraj               | 2 697         | 788          | 954          | 384          | 1 338        | 160          | 48         | 1 386        | 465          | 58         |

ženy bez TB v SR / females without PR in SR

|                            |           |          |          |          |          |          |          |          |          |          |
|----------------------------|-----------|----------|----------|----------|----------|----------|----------|----------|----------|----------|
| <b>Slovenská republika</b> | <b>15</b> | <b>6</b> | <b>6</b> | <b>2</b> | <b>8</b> | <b>–</b> | <b>–</b> | <b>8</b> | <b>1</b> | <b>–</b> |
| Bratislavský kraj          | 4         | 2        | 1        | 1        | 2        | –        | –        | 2        | –        | –        |
| Trnavský kraj              | 1         | 1        | –        | –        | –        | –        | –        | –        | –        | –        |
| Trenčiansky kraj           | –         | –        | –        | –        | –        | –        | –        | –        | –        | –        |
| Nitriansky kraj            | 3         | 1        | 2        | –        | 2        | –        | –        | 2        | –        | –        |
| Žilinský kraj              | 2         | 1        | 1        | –        | 1        | –        | –        | 1        | –        | –        |
| Banskobystrický kraj       | 3         | 1        | 1        | –        | 1        | –        | –        | 1        | 1        | –        |
| Prešovský kraj             | –         | –        | –        | –        | –        | –        | –        | –        | –        | –        |
| Košický kraj               | 2         | –        | 1        | 1        | 2        | –        | –        | 2        | –        | –        |



**T 22 POTRATY PODĽA DRUHU, ÚZEMIA TRVALÉHO BYDLISKA A OHROZENIA ŽIEN NÁSILÍM**

ABORTIONS BY TYPE, TERRITORY OF PERMANENT RESIDENCE AND THREATS OF VIOLENCE AGAINST WOMEN

| Územie trvalého bydliska<br><i>Region of permanent residence</i> | Ohrozenie žien násilím<br><i>Threat to women's violence</i> | Potraty spolu<br><i>Abortions total</i> | Spon-tánne potraty<br><i>Spontaneous abortions</i> | Umelé prerušenie tehotenstva / LIA                           |   |  |
|--|---|---|--|--|---|--|
|  |   |   |  | legálne do 8. týždňa<br><i>LIA up to 8<sup>th</sup> week</i> | legálne od 9. do 12. týždňa<br><i>LIA from 9<sup>th</sup> to 12<sup>th</sup> week</i> | spolu do 12. týždňa<br><i>total up to 12<sup>th</sup> week</i> |
| <b>Úhrn<br/>Sum</b>  | <b>úhrn</b>   | <b>16 362</b>                           | <b>5 248</b>                                       | <b>5 356</b>   | <b>2 381</b>  | <b>7 737</b>   |
|  | fyzicky   | 45                                      | 13   | 20   | 11  | 31   |
|  | psychicky   | 110                                     | 32   | 44   | 13  | 57   |
|  | fyzicky aj psychicky  | 100                                     | 35   | 33   | 10  | 43   |
|  | neudané   | 1 612                                   | 433  | 589  | 254   | 843  |
|  | nie   | 14 495                                  | 4 735  | 4 670  | 2 093   | 6 763  |
|  | <b>sum</b>  | <b>16 347</b>                           | <b>5 242</b>                                       | <b>5 350</b>   | <b>2 379</b>  | <b>7 729</b>   |
|  | <i>physical</i>   | 45                                      | 13   | 20   | 11  | 31   |
|  | <i>mental</i>   | 110                                     | 32   | 44   | 13  | 57   |
|  | <i>both physical and mental</i>                             | 100                                     | 35   | 33   | 10  | 43   |
|  | <i>unknown</i>  | 1 609                                   | 432  | 587  | 254   | 841  |
|  | <i>none</i>   | 14 483                                  | 4 730  | 4 666  | 2 091   | 6 757  |
| Slovenská republika  | <b>spolu</b>  | <b>1 929</b>                            | <b>679</b>   | <b>642</b>   | <b>318</b>  | <b>960</b>   |
| Bratislavský kraj  | fyzicky   | 3                                       | –  | 3  | –   | 3  |
|  | psychicky   | 16                                      | 6  | 7  | 1   | 8  |
|  | fyzicky aj psychicky  | 14                                      | 5  | 5  | 4   | 9  |
|  | neudané   | 154                                     | 37   | 77   | 30  | 107  |
|  | nie   | 1 742                                   | 631  | 550  | 283   | 833  |
| Trnavský kraj  | <b>total</b>  | <b>1 842</b>                            | <b>526</b>   | <b>565</b>   | <b>263</b>  | <b>828</b>   |
|  | <i>physical</i>   | 2                                       | –  | 1  | 1   | 2  |
|  | <i>mental</i>   | 11                                      | 6  | 4  | 1   | 5  |
|  | <i>both physical and mental</i>                             | 13                                      | 4  | 5  | 1   | 6  |
|  | <i>unknown</i>  | 68                                      | 12   | 26   | 12  | 38   |
|  | <i>none</i>   | 1 748                                   | 504  | 529  | 248   | 777  |
| Trenčiansky kraj   | <b>spolu</b>  | <b>1 561</b>                            | <b>522</b>   | <b>551</b>   | <b>211</b>  | <b>762</b>   |
|  | fyzicky   | 7                                       | 2  | 3  | 2   | 5  |
|  | psychicky   | 6                                       | 3  | 1  | 1   | 2  |
|  | fyzicky aj psychicky  | 9                                       | 7  | 2  | –   | 2  |
|  | neudané   | 107                                     | 24   | 49   | 20  | 69   |
|  | nie   | 1 432                                   | 486  | 496  | 188   | 684  |

**T 22 POTRATY PODĽA DRUHU, ÚZEMIA TRVALÉHO BYDLISKA A OHROZENIA ŽIEN NÁSILÍM**

ABORTIONS BY TYPE, TERRITORY OF PERMANENT RESIDENCE AND THREATS OF VIOLENCE AGAINST WOMEN

1. pokračovanie

1<sup>st</sup> continuation

| Umelé prerušenie tehotenstva / LIA                              |  |                        | Iné potraty<br>Other abortions | Mimo-maternicové tehotenstvá<br>Extrauterine pregnancies | Ohrozenie žien násilím<br>Threat to women's violence | Územie trvalého bydliska<br>Region of permanent residence |
|---|--|------------------------|--------------------------------|--|--|---|
| z toho zo zdravotných dôvodov<br>of which due to health reasons | legálne od 13. do 24. týždňa<br>LIA from 13 <sup>th</sup> to 24 <sup>th</sup> week | UPT spolu<br>LIA total |                                |  |  |   |
| <b>1 117</b>  | <b>262</b>   | <b>7 999</b>           | <b>2 750</b>                   | <b>365</b>   | <b>úhrn</b>  | <b>Úhrn<br/>Sum</b>                                       |
| 4   | –  | 31                     | 1                              | –  | fyzicky  |   |
| 10  | 2  | 59                     | 17                             | 2  | psychicky  |   |
| 4   | –  | 43                     | 20                             | 2  | fyzicky aj psychicky                                 |   |
| 130   | 26   | 869                    | 276                            | 34   | neudané  |   |
| 969   | 234  | 6 997                  | 2 436                          | 327  | nie  |   |
| <b>1 117</b>  | <b>262</b>   | <b>7 991</b>           | <b>2 749</b>                   | <b>365</b>   | <b>sum</b>   | Slovenská republika                                       |
| 4   | –  | 31                     | 1                              | –  | physical   |   |
| 10  | 2  | 59                     | 17                             | 2  | mental   |   |
| 4   | –  | 43                     | 20                             | 2  | both physical and mental                             |   |
| 130   | 26   | 867                    | 276                            | 34   | unknown  |   |
| 969   | 234  | 6 991                  | 2 435                          | 327  | none   |   |
| <b>116</b>  | <b>27</b>  | <b>987</b>             | <b>237</b>                     | <b>26</b>  | <b>spolu</b>   | Bratislavský kraj   |
| –   | –  | 3                      | –                              | –  | fyzicky  |   |
| –   | –  | 8                      | 2                              | –  | psychicky  |   |
| 1   | –  | 9                      | –                              | –  | fyzicky aj psychicky                                 |   |
| 11  | 1  | 108                    | 8                              | 1  | neudané  |   |
| 104   | 26   | 859                    | 227                            | 25   | nie  |   |
| <b>102</b>  | <b>24</b>  | <b>852</b>             | <b>429</b>                     | <b>35</b>  | <b>total</b>   | Trnavský kraj   |
| –   | –  | 2                      | –                              | –  | physical   |   |
| 1   | –  | 5                      | –                              | –  | mental   |   |
| –   | –  | 6                      | 3                              | –  | both physical and mental                             |   |
| 3   | 3  | 41                     | 15                             | –  | unknown  |   |
| 98  | 21   | 798                    | 411                            | 35   | none   |   |
| <b>103</b>  | <b>20</b>  | <b>782</b>             | <b>217</b>                     | <b>40</b>  | <b>spolu</b>   | Trenčiansky kraj  |
| 1   | –  | 5                      | –                              | –  | fyzicky  |   |
| 2   | –  | 2                      | 1                              | –  | psychicky  |   |
| –   | –  | 2                      | –                              | –  | fyzicky aj psychicky                                 |   |
| 12  | –  | 69                     | 12                             | 2  | neudané  |   |
| 88  | 20   | 704                    | 204                            | 38   | nie  |   |

**T 22 POTRATY PODĽA DRUHU, ÚZEMIA TRVALÉHO BYDLISKA A OHROZENIA ŽIEN NÁSILÍM**

ABORTIONS BY TYPE, TERRITORY OF PERMANENT RESIDENCE AND THREATS OF VIOLENCE AGAINST WOMEN

2. pokračovanie

2<sup>nd</sup> continuation

| Územie<br>trvalého bydliska<br><i>Region<br/>of permanent<br/>residence</i> | Ohrozenie<br>žien násilím<br><i>Threat<br/>to women's<br/>violence</i> | Potraty<br>spolu<br><i>Abortions<br/>total</i> | Spon-<br>tánne<br>potraty<br><i>Spontaneous<br/>abortions</i> | Umelé prerušenie tehotenstva / LIA                                     |   |  |
|---|--|--|---|--|---|--|
|   |  |  |   | legálne<br>do 8.<br>týždňa<br><i>LIA up to<br/>8<sup>th</sup> week</i> | legálne<br>od 9. do 12.<br>týždňa<br><i>LIA from<br/>9<sup>th</sup> to 12<sup>th</sup><br/>week</i> | spolu<br>do 12.<br>týždňa<br><i>total up<br/>to 12<sup>th</sup><br/>week</i> |
| Nitriansky<br>kraj  | <b>spolu</b>   | <b>2 290</b>                                   | <b>602</b>  | <b>906</b>   | <b>365</b>  | <b>1 271</b>   |
|   | fyzicky  | 7  | 4   | 2  | 1   | 3  |
|   | psychicky  | 13   | 3   | 7  | 1   | 8  |
|   | fyzicky aj psychicky   | 12   | 2   | 6  | 1   | 7  |
|   | neudané  | 179  | 26  | 104  | 36  | 140  |
|   | nie  | 2 079  | 567   | 787  | 326   | 1 113  |
| Žilinský<br>kraj  | <b>total</b>   | <b>1 696</b>                                   | <b>630</b>  | <b>439</b>   | <b>239</b>  | <b>678</b>   |
|   | <i>physical</i>  | 4  | 4   | –  | –   | –  |
|   | <i>mental</i>  | 13   | 1   | 5  | 2   | 7  |
|   | <i>both physical and mental</i>  | 8  | 3   | 2  | 1   | 3  |
|   | <i>unknown</i>   | 199  | 72  | 31   | 20  | 51   |
|   | <i>none</i>  | 1 472  | 550   | 401  | 216   | 617  |
| Bansko-<br>bystrický<br>kraj  | <b>spolu</b>   | <b>2 223</b>                                   | <b>602</b>  | <b>868</b>   | <b>380</b>  | <b>1 248</b>   |
|   | fyzicky  | 15   | 3   | 6  | 5   | 11   |
|   | psychicky  | 25   | 5   | 12   | 5   | 17   |
|   | fyzicky aj psychicky   | 11   | 5   | 4  | 1   | 5  |
|   | neudané  | 231  | 31  | 134  | 55  | 189  |
|   | nie  | 1 941  | 558   | 712  | 314   | 1 026  |
| Prešovský<br>kraj   | <b>total</b>   | <b>2 340</b>                                   | <b>934</b>  | <b>533</b>   | <b>275</b>  | <b>808</b>   |
|   | <i>physical</i>  | –  | –   | –  | –   | –  |
|   | <i>mental</i>  | 19   | 7   | 5  | 2   | 7  |
|   | <i>both physical and mental</i>  | 16   | 6   | 2  | –   | 2  |
|   | <i>unknown</i>   | 388  | 135   | 84   | 49  | 133  |
|   | <i>none</i>  | 1 917  | 786   | 442  | 224   | 666  |
| Košický<br>kraj   | <b>spolu</b>   | <b>2 466</b>                                   | <b>747</b>  | <b>846</b>   | <b>328</b>  | <b>1 174</b>   |
|   | fyzicky  | 7  | –   | 5  | 2   | 7  |
|   | psychicky  | 7  | 1   | 3  | –   | 3  |
|   | fyzicky aj psychicky   | 17   | 3   | 7  | 2   | 9  |
|   | neudané  | 283  | 95  | 82   | 32  | 114  |
|   | nie  | 2 152  | 648   | 749  | 292   | 1 041  |

**T 22 POTRATY PODĽA DRUHU, ÚZEMIA TRVALÉHO BYDLISKA A OHROZENIA ŽIEN NÁSILÍM**

ABORTIONS BY TYPE, TERRITORY OF PERMANENT RESIDENCE AND THREATS OF VIOLENCE AGAINST WOMEN

3. pokračovanie

3<sup>rd</sup> continuation

| Umelé prerušenie tehotenstva / LIA                              |  |                        | Iné potraty<br>Other abortions | Mimo-maternicové tehotenstvá<br>Extrauterine pregnancies | Ohrozenie žien násilím<br>Threat to women's violence | Územie trvalého bydliska<br>Region of permanent residence |
|---|--|------------------------|--------------------------------|--|--|---|
| z toho zo zdravotných dôvodov<br>of which due to health reasons | legálne od 13. do 24. týždňa<br>LIA from 13 <sup>th</sup> to 24 <sup>th</sup> week | UPT spolu<br>LIA total |                                |  |  |   |
| <b>182</b>  | <b>37</b>  | <b>1 308</b>           | <b>335</b>                     | <b>45</b>  | <b>spolu</b>   | Nitriansky kraj   |
| –   | –  | 3                      | –                              | –  | fyzicky  |   |
| 4   | –  | 8                      | 2                              | –  | psychicky  |   |
| –   | –  | 7                      | 2                              | 1  | fyzicky aj psychicky                                 |   |
| 23  | 5  | 145                    | 7                              | 1  | neudané  |   |
| 155   | 32   | 1 145                  | 324                            | 43   | nie  |   |
| <b>93</b>   | <b>36</b>  | <b>714</b>             | <b>292</b>                     | <b>60</b>  | <b>total</b>   | Žilinský kraj   |
| –   | –  | –                      | –                              | –  | physical   |   |
| 1   | –  | 7                      | 5                              | –  | mental   |   |
| –   | –  | 3                      | 1                              | 1  | both physical and mental                             |   |
| 6   | 4  | 55                     | 62                             | 10   | unknown  |   |
| 86  | 32   | 649                    | 224                            | 49   | none   |   |
| <b>232</b>  | <b>34</b>  | <b>1 282</b>           | <b>284</b>                     | <b>55</b>  | <b>spolu</b>   | Bansko-bystrický kraj                                     |
| 2   | –  | 11                     | 1                              | –  | fyzicky  |   |
| 1   | 2  | 19                     | 1                              | –  | psychicky  |   |
| 1   | –  | 5                      | 1                              | –  | fyzicky aj psychicky                                 |   |
| 37  | 1  | 190                    | 9                              | 1  | neudané  |   |
| 191   | 31   | 1 057                  | 272                            | 54   | nie  |   |
| <b>143</b>  | <b>42</b>  | <b>850</b>             | <b>504</b>                     | <b>52</b>  | <b>total</b>   | Prešovský kraj  |
| –   | –  | –                      | –                              | –  | physical   |   |
| 1   | –  | 7                      | 4                              | 1  | mental   |   |
| –   | –  | 2                      | 8                              | –  | both physical and mental                             |   |
| 24  | 6  | 139                    | 106                            | 8  | unknown  |   |
| 118   | 36   | 702                    | 386                            | 43   | none   |   |
| <b>146</b>  | <b>42</b>  | <b>1 216</b>           | <b>451</b>                     | <b>52</b>  | <b>spolu</b>   | Košický kraj  |
| 1   | –  | 7                      | –                              | –  | fyzicky  |   |
| –   | –  | 3                      | 2                              | 1  | psychicky  |   |
| 2   | –  | 9                      | 5                              | –  | fyzicky aj psychicky                                 |   |
| 14  | 6  | 120                    | 57                             | 11   | neudané  |   |
| 129   | 36   | 1 077                  | 387                            | 40   | nie  |   |

**T 22 POTRATY PODĽA DRUHU, ÚZEMIA TRVALÉHO BYDLISKA A OHROZENIA ŽIEN NÁSILÍM**

ABORTIONS BY TYPE, TERRITORY OF PERMANENT RESIDENCE AND THREATS OF VIOLENCE AGAINST WOMEN

4. pokračovanie

4<sup>th</sup> continuation

| Územie trvalého bydliska<br><i>Region of permanent residence</i> | Ohrozenie žien násilím<br><i>Threat to women's violence</i> | Potraty spolu<br><i>Abortions total</i> | Spon-tánne potraty<br><i>Spontaneous abortions</i> | Umelé prerušenie tehotenstva / LIA                           |   |  |
|--|---|---|--|--|---|--|
|  |   |   |  | legálne do 8. týždňa<br><i>LIA up to 8<sup>th</sup> week</i> | legálne od 9. do 12. týždňa<br><i>LIA from 9<sup>th</sup> to 12<sup>th</sup> week</i> | spolu do 12. týždňa<br><i>total up to 12<sup>th</sup> week</i> |
| Bez TB v SR<br><i>Without permanent residence in SR</i>          | <b>spolu</b>  | <b>15</b>                               | <b>6</b>   | <b>6</b>   | <b>2</b>  | <b>8</b>   |
|  | fyzicky   | –                                       | –  | –  | –   | –  |
|  | psychicky   | –                                       | –  | –  | –   | –  |
|  | fyzicky aj psychicky  | –                                       | –  | –  | –   | –  |
|  | neudané   | 3                                       | 1  | 2  | –   | 2  |
|  | nie   | 12                                      | 5  | 4  | 2   | 6  |

**T 22 POTRATY PODĽA DRUHU, ÚZEMIA TRVALÉHO BYDLISKA A OHROZENIA ŽIEN NÁSILÍM****ABORTIONS BY TYPE, TERRITORY OF PERMANENT RESIDENCE AND THREATS OF VIOLENCE AGAINST WOMEN**

dokončenie

End of table

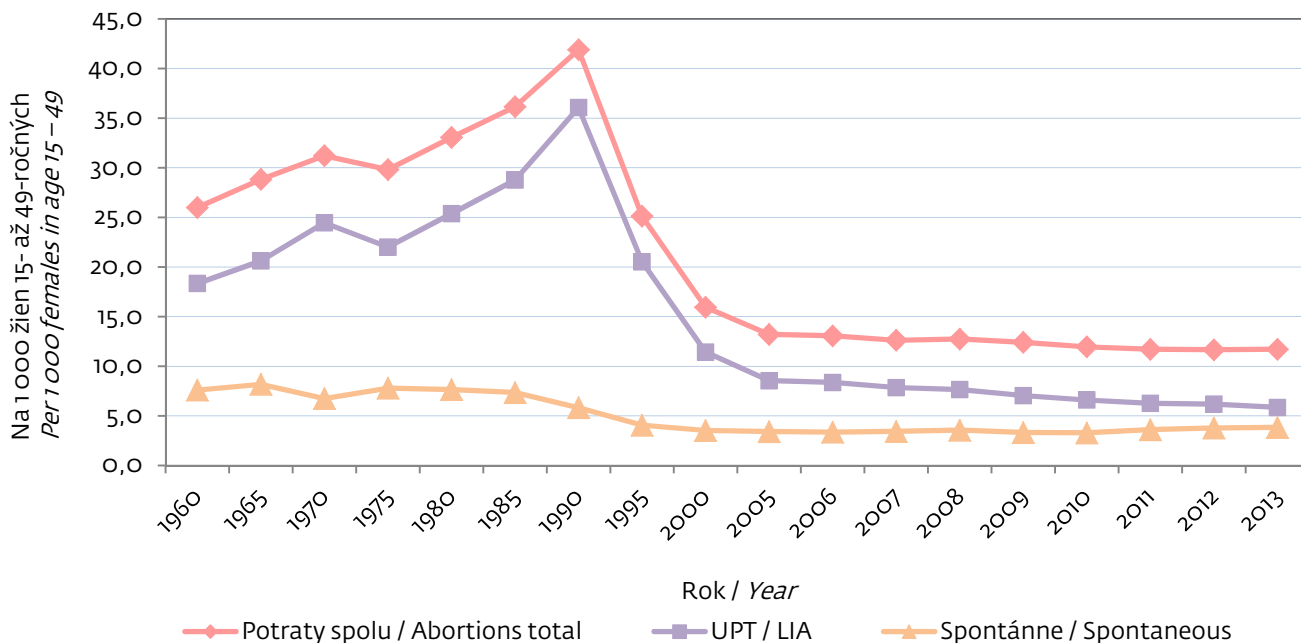
| Umelé prerušenie tehotenstva / LIA                              |  |                        | Iné potraty<br>Other abortions | Mimo-maternicové tehotenstvá<br>Extrauterine pregnancies | Ohrozenie žien násilím<br>Threat to women's violence | Územie trvalého bydliska<br>Region of permanent residence |
|---|--|------------------------|--------------------------------|--|--|---|
| z toho zo zdravotných dôvodov<br>of which due to health reasons | legálne od 13. do 24. týždňa<br>LIA from 13 <sup>th</sup> to 24 <sup>th</sup> week | UPT spolu<br>LIA total |                                |  |  |   |
| -   | -  | <b>8</b>               | <b>1</b>                       | -  | <b>total</b>   | Bez TB v SR<br>Without permanent residence in SR          |
| -   | -  | -                      | -                              | -  | <i>physical</i>                                      |   |
| -   | -  | -                      | -                              | -  | <i>mental</i>  |   |
| -   | -  | -                      | -                              | -  | <i>both physical and mental</i>                      |   |
| -   | -  | 2                      | -                              | -  | <i>unknown</i>                                       |   |
| -   | -  | 6                      | 1                              | -  | <i>none</i>  |   |

**GRAFICKÁ PRÍLOHA**

GRAPHIC ANNEX

**G 1 VŠEOBECNÁ MIERA POTRATOVOSTI, 1960 – 2013**

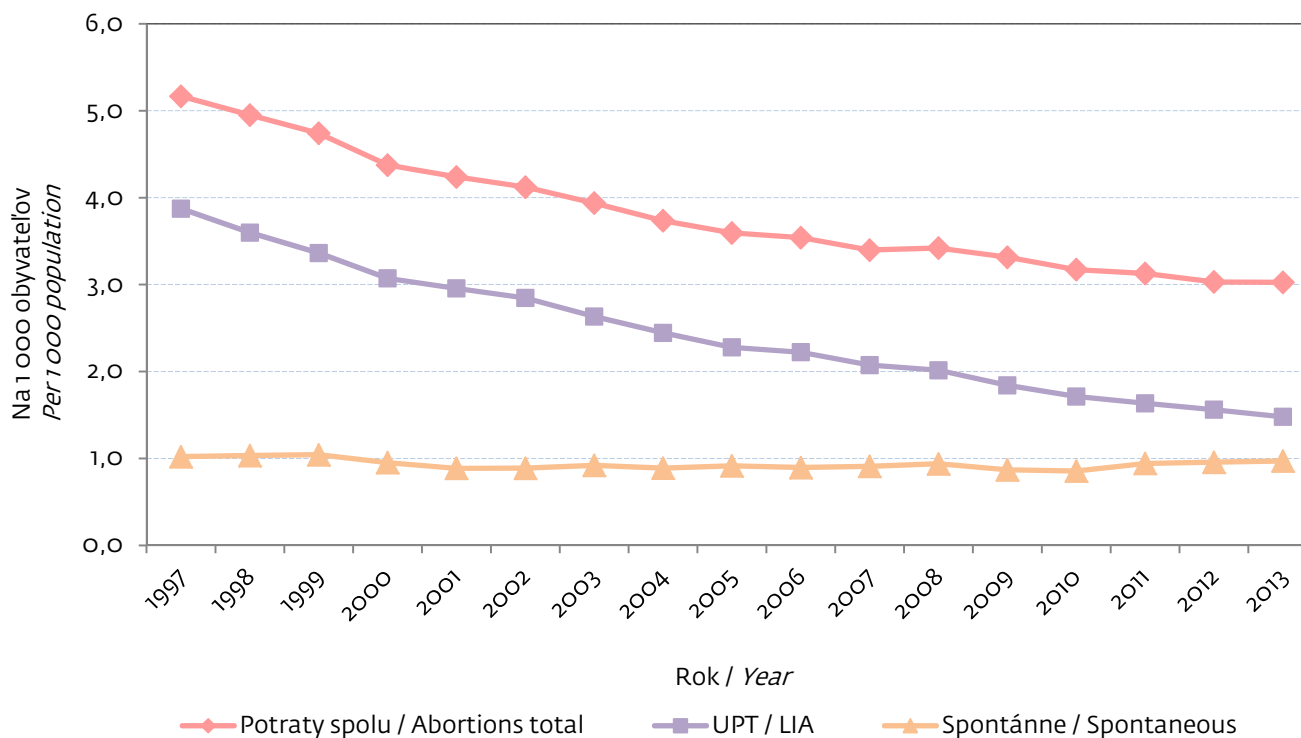
GENERAL ABORTION RATE, 1960 – 2013



Poznámka: Počet mimomaternicových tehotenstiev nie je zahrnutý do počtu potratov.  
 Note: Number of extrauterine pregnancies is not included in the number of abortions.

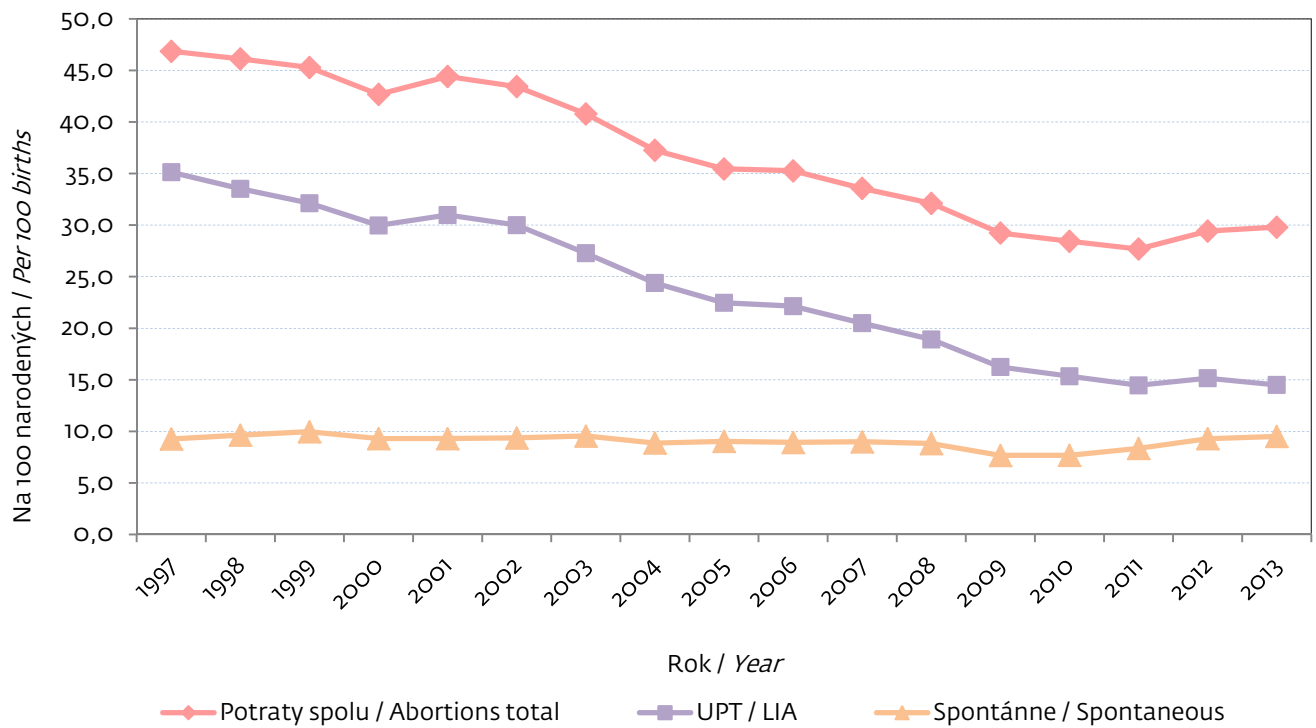
**G 2 HRUBÁ MIERA POTRATOVOSTI, 1997 – 2013**

CRUDE ABORTION RATE, 1997 – 2013

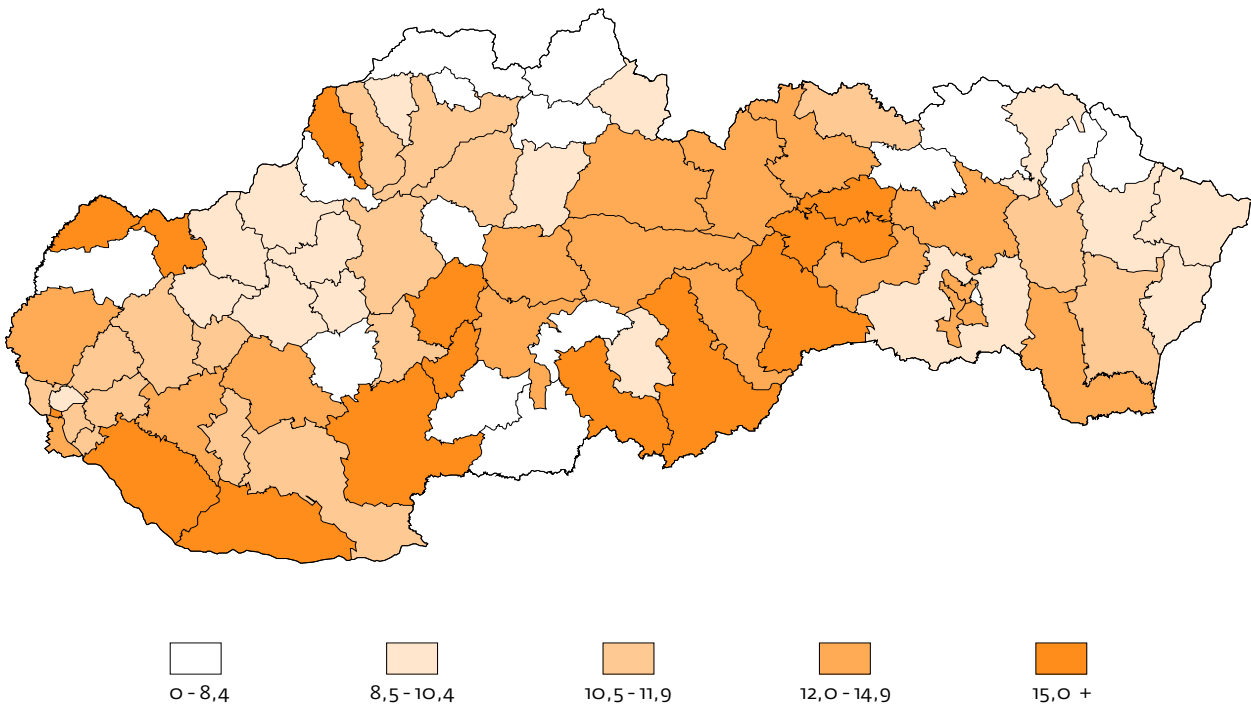


**G 3 INDEX POTRATOVOSTI, 1997 - 2013**

ABORTION RATIO, 1997 - 2013

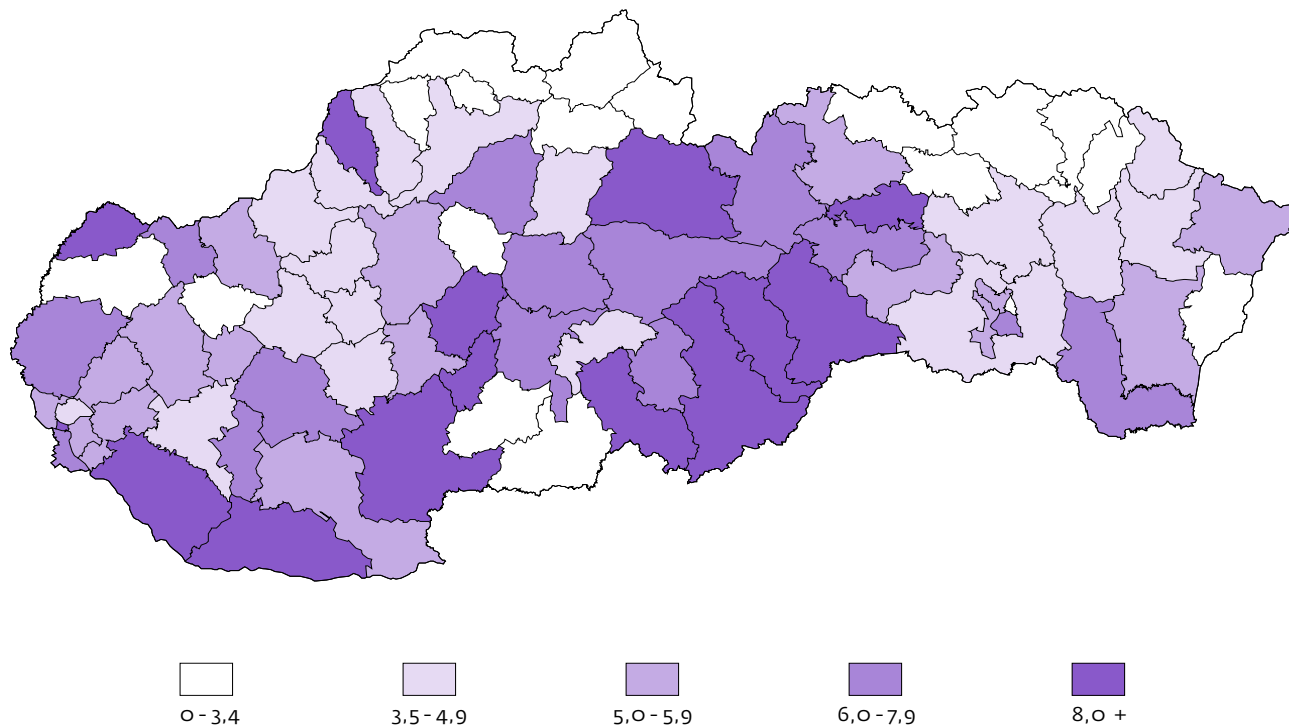
**M 1 POČET POTRATOV NA 1 000 ŽIEN V REPRODUKČNOM VEKU V OKRESOCH SR**

NUMBER OF ABORTIONS PER 1 000 FEMALE AT FERTILE AGE IN DISTRICTS OF SR

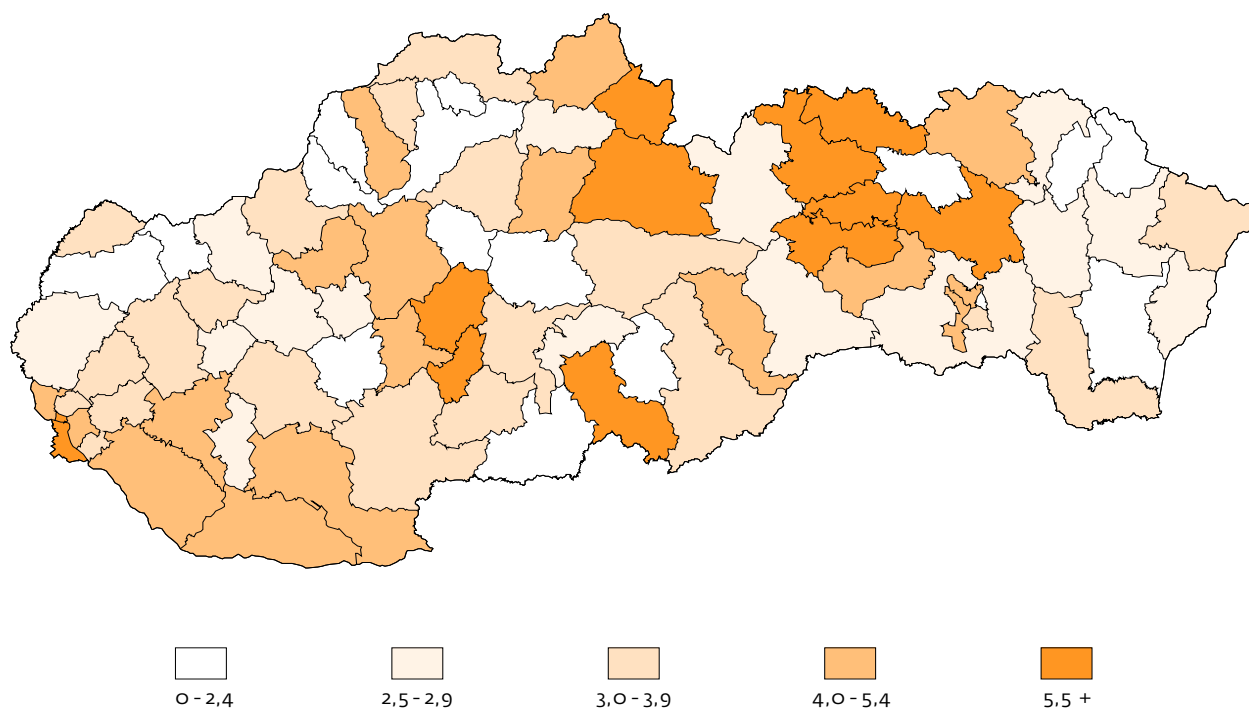




**M 2** POČET UPT NA 1 000 ŽIEN V REPRODUKČNOM VEKU V OKRESOCH SR  
NUMBER OF LIA PER 1 000 FEMALE AT FERTILE AGE IN DISTRICTS OF SR

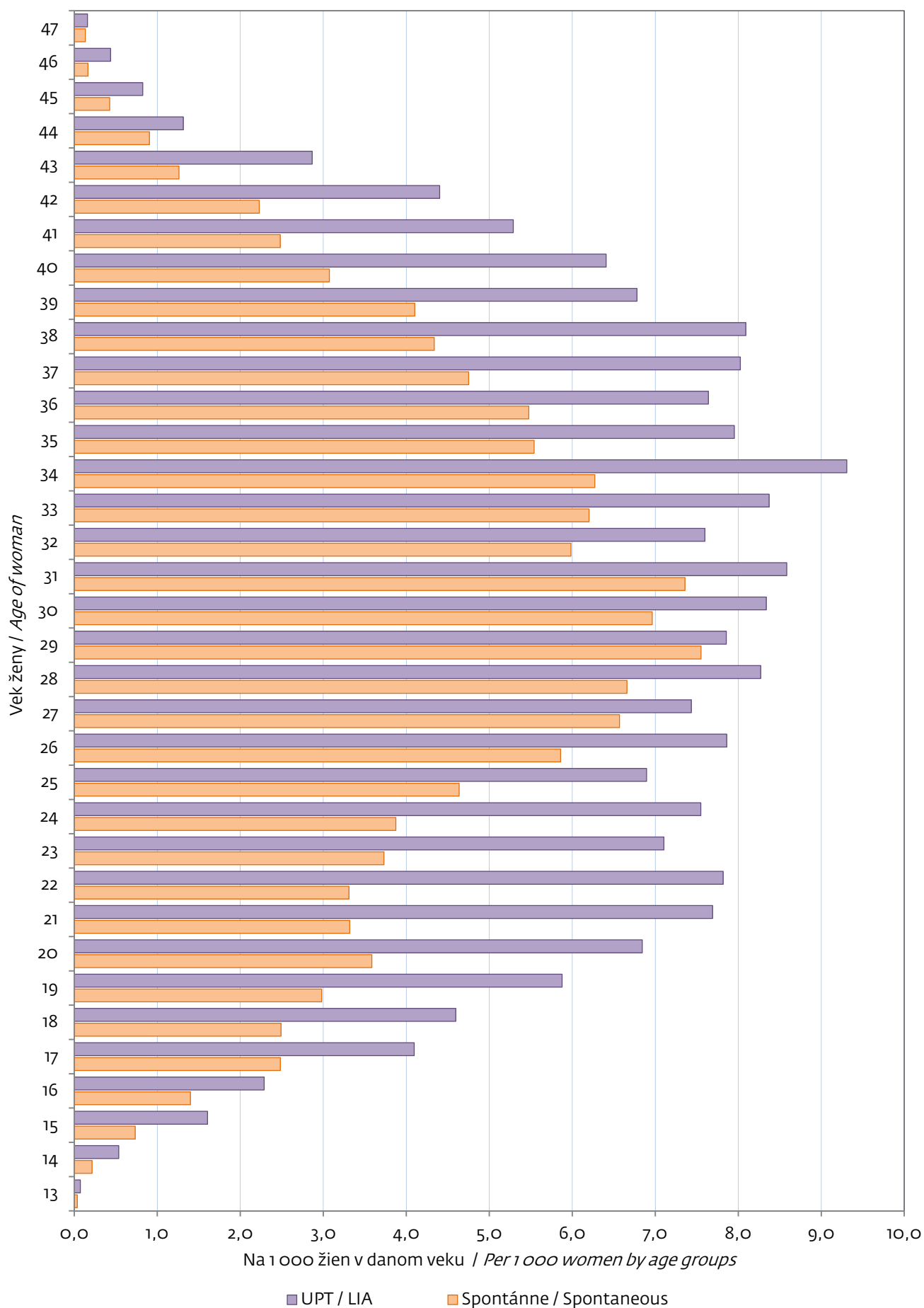


**M 3** POČET SPONTÁNNYCH POTRATOV NA 1 000 ŽIEN V REPRODUKČNOM VEKU  
V OKRESOCH SR  
NUMBER OF SPONTANEOUS ABORTIONS PER 1 000 FEMALE AT FERTILE AGE IN DISTRICTS OF SR



## G 4 POČET SPONTÁNNYCH POTRATOV A UPT PODĽA VEKU ŽENY


### NUMBER OF SPONTANEOUS ABORTIONS AND LIA BY THE AGE OF WOMAN





**VYSVETLENIE SYMBOLOV**

## EXPLANATIONS TO SYMBOLS

|                                   |   |  |   |
|-----------------------------------|---|--|---|
| Ležatá čiarka<br><i>Hyphen</i>    | (-)   | jav sa nevyskytoval  | <i>the phenomenon did not occur</i>   |
| Nula<br><i>Zero</i>               | (o; o,o; o,oo)  | znamená viac ako nulu, ale menej ako najmenšiu jednotku vyjadriteľnú v tabuľke | <i>denotes greater than zero but less than the smallest unit expressible in the table</i> |
| Bodka<br><i>Dot</i>               | (.)   | údaj nie je k dispozícii alebo je nespoľahlivý                                 | <i>data is not available or reliable</i>  |
| Ležatý krížik<br><i>Cross</i>     | (x)   | zápis nie je možný z logických dôvodov   | <i>the entry is not possible for logical reasons</i>                                      |
| Veľké D<br><i>Capital D</i>       | (D)   | údaj nie je možné publikovať pre jeho dôverný charakter                        | <i>data cannot be published because of its confidentiality</i>                            |
| Znak zlomu<br><i>Break symbol</i> | (  ) | prerušenie porovnateľnosti časového radu z metodických alebo iných dôvodov     | <i>cut in comparability of time series due to methodology or other reasons</i>            |
| z toho<br><i>of which</i>         |   | znamená neúplný výber položiek   | <i>means incomplete or complete selection of items</i>                                    |
| v tom<br><i>included</i>          |   | znamená úplný výber položiek   |   |