

Pohlavné choroby v SR 2007

Sexually transmitted
diseases in SR 2007



EDÍCIA ZDRAVOTNÍCKA ŠTATISTIKA

Pohlavné choroby v SR 2007

Sexually transmitted
diseases in SR 2007

Ročník 2008
ZŠ-1/2008

© Národné centrum zdravotníckych informácií. Bratislava 2008

811 09 Bratislava
Lazaretská 26

Tel.: 02/ 57 26 93 01
Fax: 02/52 63 54 90
E-mail: daniela.brasenova@nczisk.sk
Internet: www.nczisk.sk

Rozmnožovanie obsahu tejto publikácie, ako aj jednotlivých častí v pôvodnej alebo upravenej podobe je možné len s písomným súhlasom Národného centra zdravotníckych informácií. Údaje, ktoré sú obsahom tejto publikácie, je možné použiť len s uvedením zdroja.

Copying contents of this publication either whole or single parts, both in original and adjusted form is possible only unless the National Health Information Center gives written permission. Data of this publication can be used only with identification of the source.

Obsah

Úvod

| | |
|-------------|--|
| Tabuľka 1 | Vývoj počtu ochorení na pohlavné choroby |
| Graf 1 | Vývoj počtu hlásených ochorení na syfilis a gonokokovú infekciu na 100 000 obyvateľov |
| Graf 2 | Štruktúra hlásených pohlavných chorôb |
| Graf 3 | Hlásené ochorenia na syfilis a gonokokovú infekciu podľa trvalého bydliska |
| Tabuľka 2 | Hlásené ochorenia na syfilis a gonokokovú infekciu podľa trvalého bydliska v rokoch 2003 – 2007 |
| Tabuľka 3 | Hlásené ochorenia na pohlavné choroby podľa veku |
| Tabuľka 4 | Hlásené ochorenia na pohlavné choroby podľa diagnóz, pohlavia a druhu ochorenia |
| Tabuľka 5 | Hlásené ochorenia na pohlavné choroby podľa diagnóz, pohlavia a druhu liečenia |
| Tabuľka 6 | Hlásené ochorenia na pohlavné choroby podľa diagnóz, ekonomickej aktivity a pohlavia |
| Tabuľka 7 | Hlásené ochorenia na pohlavné choroby podľa diagnóz, rodinného stavu a pohlavia |
| Tabuľka 8 | Hlásené ochorenia na pohlavné choroby podľa vekových skupín, pohlavia a diagnóz |
| Tabuľka 9.1 | Hlásené ochorenia na pohlavné choroby podľa vekových skupín, pohlavia a druhu ochorenia (tuzemci) |
| Tabuľka 9.2 | Hlásené ochorenia na pohlavné choroby podľa vekových skupín, pohlavia a druhu ochorenia (cudzinci) |
| Tabuľka 10 | Hlásené ochorenia na syfilis a gonokokovú infekciu podľa pohlavia a trvalého bydliska |

| | |
|--|--|
| Tabuľka 11.1 | Hlášené ochorenia na pohlavné choroby podľa trvalého bydliska |
| Tabuľka 11.2 | Hlášené ochorenia na pohlavné choroby podľa trvalého bydliska na 100 000 obyvateľov |
| Tabuľka 12 | Hlášené ochorenia na syfilis podľa pohlavia a územia trvalého bydliska |
| Tabuľka 13 | Hlášené ochorenia na gonokokovú infekciu podľa pohlavia a územia trvalého bydliska |
| Graf 4 | Výskyt ochorení na syfilis podľa krajov |
| Graf 5 | Výskyt ochorení na gonokokovú infekciu podľa krajov |
| Mapa 1 | Hlášené ochorenia na syfilis podľa trvalého bydliska na 100 000 obyvateľov |
| Mapa 2 | Hlášené ochorenia na gonokokovú infekciu podľa trvalého bydliska na 100 000 obyvateľov |
| Slovné vyjadrenie diagnóz použitých v publikácii | |
| Označenie krajov SR | |
| Slovenská republika – okresy (mapa) | |

Content

Introduction

- Table 1* Development in reported diseases number of venereal diseases
- Graph 1* Development in number of reported diseases of syphilis and gonococcal infection per 100 000 inhabitants
- Graph 2* Structure of reported venereal diseases
- Graph 3* Reported diseases of syphilis and gonococcal infection according to permanent address
- Table 2* Reported diseases of syphilis and gonococcal infection according to permanent address within years 2003 – 2007
- Table 3* Reported affections of venereal diseases according to age
- Table 4* Reported affections of venereal diseases according to diagnoses, sex and type of affection
- Table 5* Reported affections of venereal diseases according to diagnoses, sex and type of affection
- Table 6* Reported affections of venereal diseases according to diagnoses, economic activity and sex
- Table 7* Reported affections of venereal diseases according to diagnoses, marital status and sex
- Table 8* Reported affections of venereal diseases according to age groups, sex and diagnoses
- Table 9.1* Reported affections of venereal diseases according to age groups, sex and type of affection (nationals)
- Table 9.2* Reported affections of venereal diseases according to age groups, sex and type of affection (foreigners)
- Table 10* Reported affections of syphilis and gonococcal infection according to sex and permanent address

- Table 11.1* *Reported affections of venereal diseases according to permanent address*
- Table 11.2* *Reported affections of venereal diseases according to permanent address per 100 000 inhabitants*
- Table 12* *Reported diseases of syphilis according to sex and territory of permanent address*
- Table 13* *Reported diseases of gonococcal infection according to sex and territory of permanent address*
- Graph 4* *Incidence of syphilis diseases according to regions*
- Graph 5* *Incidence of gonococcal infection diseases according to regions*
- Map 1* *Reported diseases of syphilis according to permanent address per 100 000 inhabitants*
- Map 2* *Reported diseases of gonococcal infection according to permanent address per 100 000 inhabitants*
- Verbal expression of diagnoses used in publication*
- Codes of regions SR*
- The Slovak Republic – districts (map)*

Úvod

Publikácia Pohlavné choroby patrí do edície Zdravotnícka štatistika, ktorú vydáva Národné centrum zdravotníckych informácií Bratislava. Podkladom pre spracovanie štatistických údajov je formulár *Hlásenie pohlavnej choroby Z* (MZ SR) 8-12, ktorý zasielajú dermatovenerologické oddelenia zdravotníckych zariadení. Uvedené zariadenia poskytujú zdravotnú starostlivosť chorým na pohlavnú chorobu podľa Záväzného opatrenia proti pohlavným chorobám (Smernice MZ SR registrované v Zbierke zákonov, čiastka 51 z 29. decembra 1968).

V publikácii sa nachádzajú údaje o pohlavných chorobách prenosných sexuálnym stykom – syfilis, gonokoková infekcia, chlamýdiový lymfogranulóm, mäkký vred a iné prevažne sexuálne prenosné choroby (dg A56, A59.0, A60.0, A60.1, A63, A64, B16, B20, B25, B37.3, B37.4, B85.3, B86), o ich priebehu (vôbec prvé (v živote), recidíva, reinfekcia, chronické), podľa pohlavia, vekových skupín, rodinného stavu, ekonomickej aktivity, územia trvalého bydliska pacienta a územia zistenej pohlavnej choroby.

Publikácia obsahuje vývojové rady hlásených pohlavných ochorení za roky 1960 – 2007 v SR a hlásené ochorenia na syfilis a gonokokovú infekciu podľa krajov a okresov za roky 2000 – 2007.

V roku 2007 bolo hlásených 721 ochorení na pohlavné choroby vrátane príslušníkov armády, MV a cudzincov, čo oproti roku 2006 predstavuje vzostup o 25 prípadov, t. j. o 3,6 %. Na tomto počte sa podieľali muži 390 prípadmi, čo je 54,1 % a ženy 331 prípadmi, čo činí 45,9 %.

S diagnózou syfilis bolo diagnostikovaných 233 prípadov vrátane príslušníkov armády, MV a cudzincov. Je to nárast oproti roku 2006 o 8 prípadov.

Najvyšší výskyt syfilisu bol zaznamenaný u mužov s trvalým bydliskom v SR vo vekovej skupine 25 – 34 rokov (30 prípadov) a u žien vo vekovej skupine 25 – 34 rokov (39 prípadov).

Na gonokokovú infekciu bolo hlásených 120 prípadov, čo je oproti roku 2006 vzostup o 17 prípadov.

Výskyt gonokokovej infekcie bol u mužov vyšší o 66 prípadov ako u žien.

Iných prevažne sexuálne prenosných chorôb bolo v danom roku 368 prípadov.

Introduction

The publication belongs to the edition Health Statistics published by National Health Information Center Bratislava. Basis for processing statistical data is the Report on Sexually Transmitted Diseases Z (MZ SR) 8 – 12, sent by dermatovenerology departments of health care providers. Those facilities provide health care to patients with sexually transmitted disease in line with Mandatory measure against sexually transmitted diseases (Directive of MoH SR registered in Collection of Acts, part 51 dated 29 December 1968).

The publication contains data on sexually transmitted diseases – syphilis, gonococcal infection, chlamydial lymphogranuloma, ulcus molle, and other diseases with a predominantly sexual mode of transmission (dg A56, A59.0, A60.0, A60.1, A63, A64, B16, B20, B25, B37.3, B37.4, B85.3, B86), on their course (ever first time in life), relaps, reinfection, chronic, by gender, age groups, marital status, economic activity, territory of residence, and territory of identified sexually transmitted disease.

The publication contains timelines of reported venereal diseases from 1960 – 2007 in SR, and reported affections on syphilis and gonococcal infection by counties and districts from 2000 – 2007.

721 affections of venereal diseases were reported including members of armed forces and foreigners, which is in comparison with 2006 an increase by 25 cases, i. e. by 3,6 %. Males contributed with 390 cases, which is 54,1 %, and females with 331 cases, representing 45,9 %.

233 cases of syphilis was diagnosed including members of armed forces and foreigners. It is a growth by 8 cases compared with 2006.

Highest incidence of syphilis was recorded among males with permanent residence aged 25 – 34 (30 cases), and among females aged 25 – 34 (39 cases).

120 cases of gonococcal infection were reported, which is compared to 2006 an increase of 17 cases.

Incidence of gonococcal infection was by 66 cases higher in males than in females.

There were 368 cases of other diseases with a predominantly sexual mode of transmission.

VYSVETLENIE SYMBOLOV

CLARIFICATION OF SYMBOLS

| | | | |
|-------------------------------|--------------|--|---|
| Ležatá čiarka Macron | (-) | v tabuľke na mieste čísla znamená, že sa jav nevyskytoval | <i>in the place of a number denotes that the phenomenon did not occur</i> |
| Nula Zero | (0,0; 0,00) | znamená viac ako nulu, ale menej ako najmenšiu jednotku vyjadriteľnú v tabuľke | <i>denotes the magnitude more than zero but less than the least unit expressible in the table</i> |
| Bodka Dot | (.) | na mieste čísla znamená, že údaj nie je k dispozícii alebo je nespoľahlivý | <i>in the place of a number denotes that figure is not available or reliable</i> |
| Ležatý križik Cross italic | (x) | znamená, že zápis nie je možný z logických dôvodov | <i>means that the entry is not possible for logical reasons</i> |
| Znak zlomu Break symbol | (<i>↯</i>) | znamená prerušenie porovnateľnosti časového radu z metodických alebo iných dôvodov | <i>means that the comparability of data series is disconnected due to methodology or another reason</i> |

VÝVOJ POČTU OCHORENÍ NA POHLAVNÉ CHOROBY*

DEVELOPMENT IN REPORTED DISEASES NUMBER OF VENEREAL DISEASES*

Tabuľka 1
1/2

| Rok Year | Počet hlásených pohlavných ochorení / Number of reported venereal diseases | | | | | | | |
|-------------|--|---|--|---|--|---|--|---|
| | syphilis <i>syphilis</i> | gonokoková infekcia <i>gonococcal infection</i> | chlamýdiový lymfogranu- lóm a mäkký vred <i>chlamydial lymphogran- uloma and ulcus molle</i> | iné prevažne sexuálne prenosné choroby <i>other diseases with predominantly sexual transmission</i> | na 100 000 obyvateľov / per 100 000 population | | | |
| | | | | | syphilis <i>syphilis</i> | gonokoková infekcia <i>gonococcal infection</i> | chlamýdiový lymfogranu- lóm a mäkký vred <i>chlamydial lymphogran- uloma and ulcus molle</i> | iné prevažne sexuálne prenosné choroby <i>other diseases with predominantly sexual transmission</i> |
| 1960 | 391 | 488 | – | . | 9,8 | 12,2 | – | . |
| 1965 | 217 | 1160 | 1 | . | 5,0 | 26,5 | 0,0 | . |
| 1970 | 256 | 3372 | – | . | 5,7 | 74,5 | – | . |
| 1975 | 293 | 3042 | – | . | 6,2 | 64,2 | – | . |
| 1980 | 149 | 3168 | 1 | . | 3,0 | 63,6 | 0,0 | . |
| 1981 | 127 | 3370 | – | . | 2,5 | 67,2 | – | . |
| 1982 | 84 | 3363 | – | . | 1,7 | 66,5 | – | . |
| 1983 | 69 | 3201 | – | . | 1,4 | 62,9 | – | . |
| 1984 | 103 | 2618 | – | . | 2,0 | 51,1 | – | . |
| 1985 | 66 | 2778 | 1 | . | 1,3 | 53,8 | 0,0 | . |
| 1986 | 82 | 2590 | 1 | . | 1,6 | 49,9 | 0,0 | . |
| 1987 | 92 | 2145 | 1 | . | 1,8 | 41,1 | 0,0 | . |
| 1988 | 92 | 1855 | 1 | . | 1,7 | 35,3 | 0,0 | . |
| 1989 | 50 | 1606 | – | . | 1,0 | 30,4 | – | . |
| 1990 | 32 | 1980 | 1 | . | 0,6 | 37,5 | 0,0 | . |
| 1991 | 42 | 1982 | – | . | 0,8 | 37,5 | – | . |
| 1992 | 114 | 1850 | – | . | 2,2 | 34,5 | – | . |
| 1993 | 58 | 1347 | – | . | 1,1 | 35,4 | – | . |
| 1994 | 89 | 694 | 1 | 427 | 1,7 | 13,0 | 0,0 | 8,0 |
| 1995 | 114 | 476 | – | 409 | 2,1 | 8,9 | – | 7,6 |
| 1996 | 154 | 224 | – | 320 | 2,9 | 4,2 | – | 6,0 |
| 1997 | 191 | 197 | 1 | 378 | 3,5 | 3,7 | 0,0 | 7,0 |
| 1998 | 171 | 137 | 1 | 444 | 3,2 | 2,5 | 0,0 | 8,2 |
| 1999 | 279 | 108 | – | 346 | 5,2 | 2,0 | – | 6,4 |
| 2000 | 384 | 85 | – | 320 | 7,0 | 1,6 | – | 5,9 |
| 2001 | 356 | 139 | 4 | 334 | 6,2 | 2,5 | – | 6,1 |
| 2002 | 323 | 118 | 2 | 365 | 6,0 | 2,2 | 0,0 | 6,8 |
| 2003 | 230 | 84 | 3 | 360 | 4,0 | 1,6 | 0,0 | 6,6 |

VÝVOJ POČTU OCHORENÍ NA POHLAVNÉ CHOROBY*

DEVELOPMENT IN REPORTED DISEASES NUMBER OF VENEREAL DISEASES*

Tabuľka 1
2/2

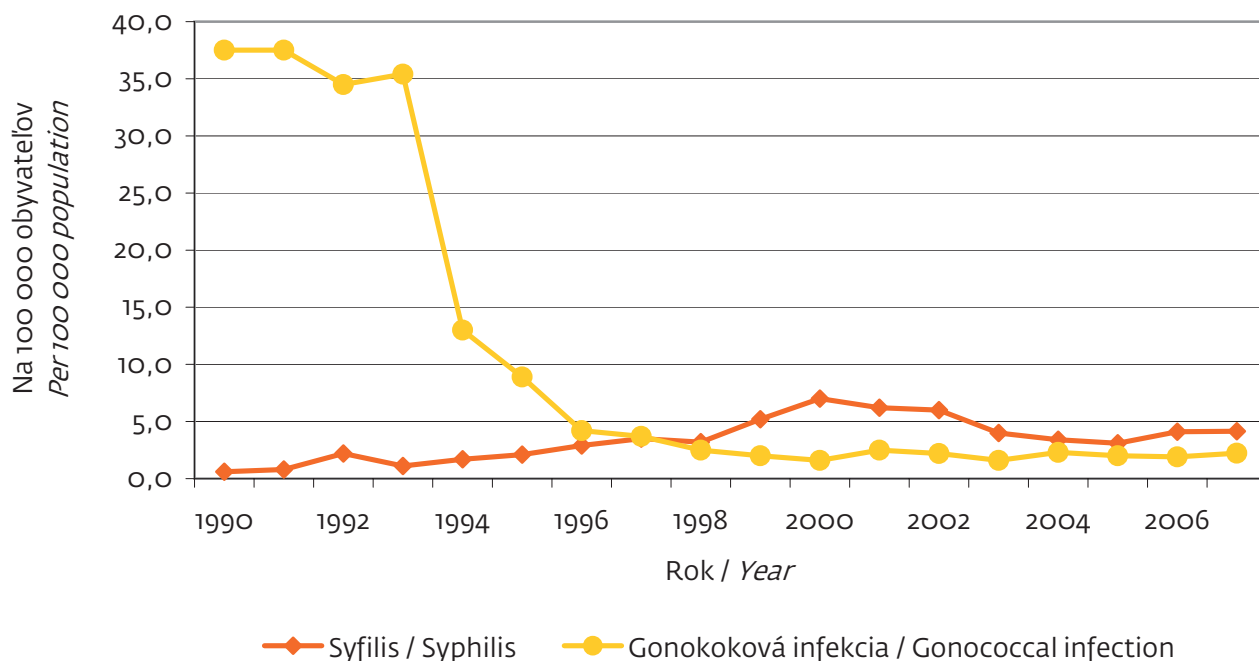
| Rok Year | Počet hlásených pohlavných ochorení / Number of reported venereal diseases | | | | | | | |
|-------------|--|---|--|---|--|---|--|---|
| | syfilis <i>syphilis</i> | gonokoková infekcia <i>gonococcal infection</i> | chlamýdiový lymfogranu- lóm a mäkký vred <i>chlamydial lymphogran- uloma and ulcus molle</i> | iné prevažne sexuálne prenosné choroby <i>other diseases with predominantly sexual transmission</i> | na 100 000 obyvateľov / per 100 000 population | | | |
| | | | | | syfilis <i>syphilis</i> | gonokoková infekcia <i>gonococcal infection</i> | chlamýdiový lymfogranu- lóm a mäkký vred <i>chlamydial lymphogran- uloma and ulcus molle</i> | iné prevažne sexuálne prenosné choroby <i>other diseases with predominantly sexual transmission</i> |
| 2004 | 204 | 128 | 3 | 444 | 3,4 | 2,3 | 0,1 | 8,2 |
| 2005 | 168 | 109 | – | 486 | 3,1 | 2,0 | – | 9,0 |
| 2006 | 222 | 102 | 2 | 366 | 4,1 | 1,9 | 0,0 | 6,8 |
| 2007 | 224 | 120 | – | 368 | 4,1 | 2,2 | – | 6,8 |

* Len občania s trvalým pobytom v SR / Only patients with permanent residence in the SR

VÝVOJ POČTU HLÁSENÝCH OCHORENÍ NA SYFILIS A GONOKOKOVÚ INFEKCIU NA 100 000 OBYVATEĽOV

DEVELOPMENT IN NUMBER OF REPORTED DISEASES OF SYPHILIS
AND GONOCOCCAL INFECTION PER 100 000 INHABITANTS

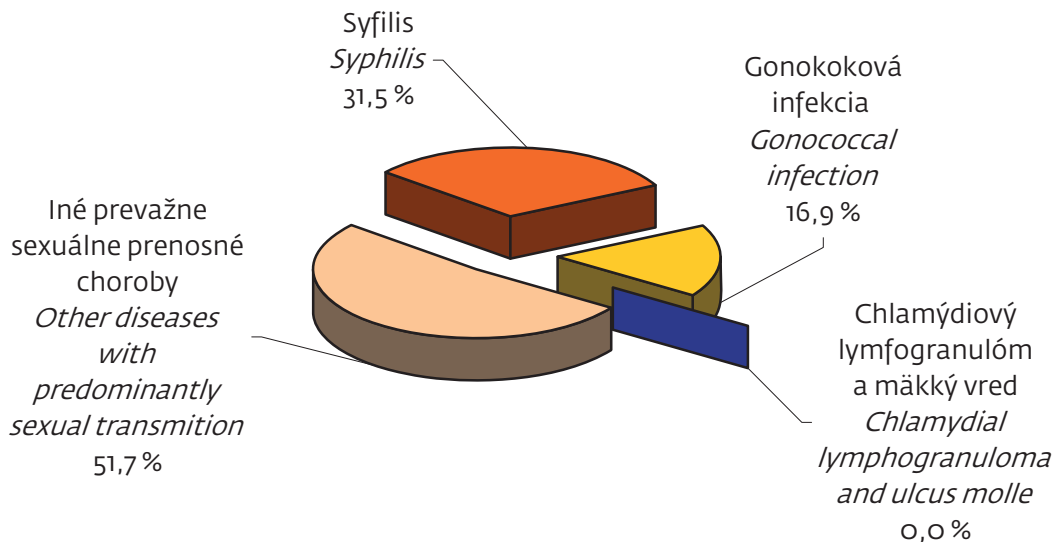
Graf 1



ŠTRUKTÚRA HLÁSENÝCH POHLAVNÝCH CHORÔB

STRUCTURE OF REPORTED VENEREAL DISEASES

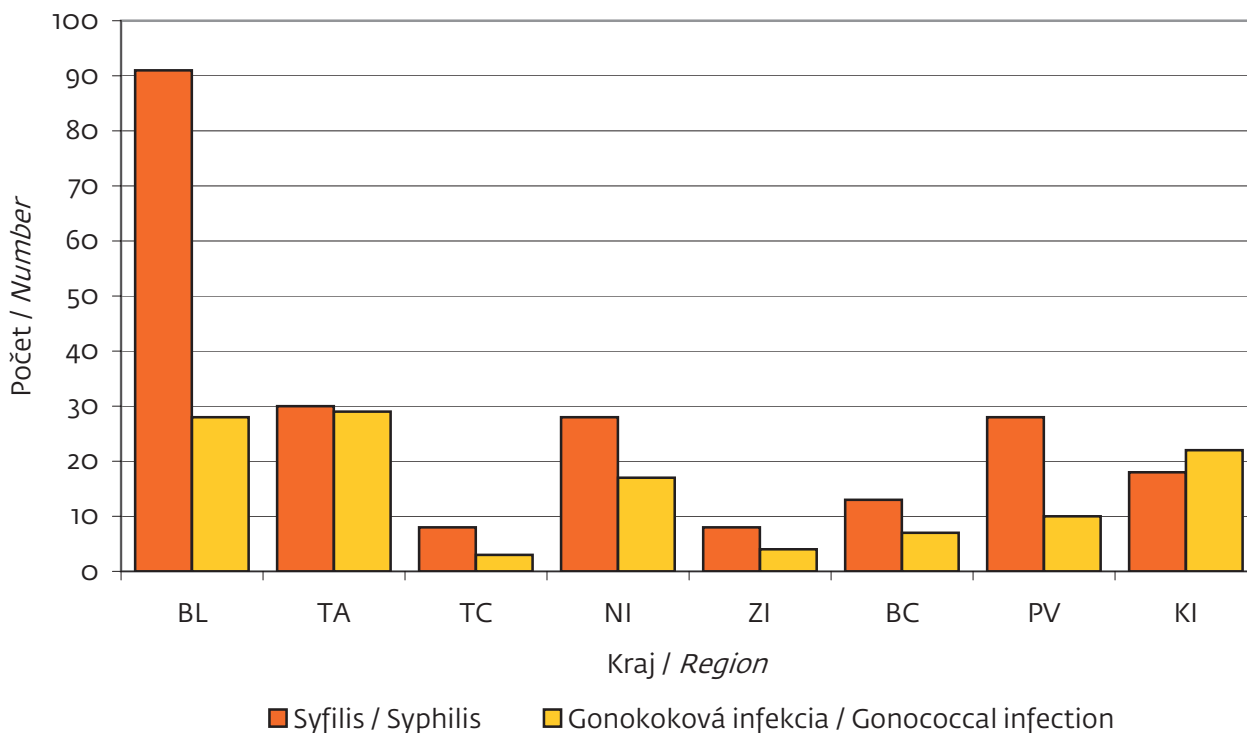
Graf 2



HLÁSENÉ OCHORENIA NA SYFILIS A GONOKOKOVÚ INFEKCIU PODĽA TRVALÉHO BYDLISKA

REPORTED DISEASES OF SYPHILIS AND GONOCOCCAL INFECTION
ACCORDING TO PERMANENT ADDRESS

Graf 3



HLÁSENÉ OCHORENIA NA SYFILIS A GONOKOKOVÚ INFEKCIU PODĽA TRVALÉHO BYDLISKA V ROKOCH 2003 – 2007*

REPORTED DISEASES OF SYPHILIS AND GONOCOCCAL INFECTION ACCORDING
TO PERMANENT ADDRESS WITHIN YEARS 2003 – 2007*

Tabuľka 2
1/2

| Územie | Syfilis | | | | | Gonokoková infekcia | | | | |
|----------------------------|------------|------------|------------|------------|------------|---------------------|------------|------------|------------|------------|
| | 2003 | 2004 | 2005 | 2006 | 2007 | 2003 | 2004 | 2005 | 2006 | 2007 |
| Slovenská republika | 216 | 181 | 168 | 222 | 224 | 84 | 122 | 109 | 102 | 120 |
| Bratislavský kraj | 79 | 60 | 53 | 86 | 91 | 17 | 37 | 29 | 16 | 28 |
| Bratislava I | 6 | 3 | 8 | 8 | 5 | 4 | 1 | 5 | – | 2 |
| Bratislava II | 23 | 13 | 6 | 30 | 21 | 1 | 2 | 9 | 4 | 3 |
| Bratislava III | 8 | 8 | 6 | 3 | 12 | 3 | – | 1 | 3 | 4 |
| Bratislava IV | 10 | 2 | 7 | 9 | 22 | 6 | 9 | 8 | 3 | 6 |
| Bratislava V | 23 | 19 | 17 | 25 | 20 | – | 18 | 4 | 5 | 9 |
| Malacky | 2 | 4 | 5 | 1 | 4 | – | 3 | 1 | 1 | 2 |
| Pezinok | 3 | 9 | 2 | 6 | 6 | 1 | 4 | 1 | – | 1 |
| Senec | 4 | 2 | 2 | 4 | 1 | 2 | – | – | – | 1 |
| Trnavský kraj | 25 | 10 | 17 | 28 | 30 | 19 | 7 | 18 | 13 | 29 |
| Dunajská Streda | 5 | – | 7 | 13 | 5 | – | – | 3 | 1 | – |
| Galanta | 11 | 2 | 3 | 5 | 16 | 6 | 3 | 2 | 2 | 1 |
| Hlohovec | 2 | 1 | – | 2 | 1 | – | – | – | 2 | 2 |
| Piešťany | 1 | 2 | 2 | 2 | 1 | – | – | 2 | – | 3 |
| Senica | – | 2 | 4 | – | 4 | – | 2 | – | 3 | 1 |
| Skalica | 2 | 1 | 1 | – | 1 | 3 | 2 | 7 | 3 | 1 |
| Trnava | 4 | 2 | – | 6 | 2 | 13 | – | 4 | 2 | 21 |
| Trenčiansky kraj | 6 | 9 | 15 | 10 | 8 | 3 | 9 | 4 | 2 | 3 |
| Bánovce nad Bebravou | – | – | 1 | – | – | – | – | – | – | – |
| Ilava | 1 | – | – | – | – | – | 1 | – | – | – |
| Myjava | – | 1 | – | – | 1 | – | – | – | – | – |
| Nové Mesto nad Váhom | 1 | 4 | 1 | – | 1 | – | – | 2 | 1 | – |
| Partizánske | 1 | – | – | – | – | – | 2 | – | – | – |
| Považská Bystrica | – | – | – | 1 | – | – | 3 | 1 | – | – |
| Prievidza | 3 | – | 1 | – | – | 3 | 2 | – | 1 | 1 |
| Púchov | – | – | 1 | – | – | – | 1 | – | – | 1 |
| Trenčín | – | 4 | 11 | 9 | 6 | – | – | 1 | – | 1 |
| Nitriansky kraj | 19 | 23 | 13 | 17 | 28 | 18 | 20 | 19 | 22 | 17 |
| Komárno | 5 | 1 | 2 | 3 | 8 | 6 | 4 | 1 | 1 | 1 |
| Levice | 5 | 6 | 2 | 1 | 4 | – | 3 | 3 | 4 | 2 |
| Nitra | – | 4 | 1 | – | 5 | 10 | 4 | 8 | 10 | 9 |
| Nové Zámky | 4 | 6 | 5 | 8 | 7 | 1 | 2 | 2 | 2 | – |
| Šaľa | 2 | 3 | 1 | 3 | 1 | 1 | 3 | 1 | – | 1 |
| Topoľčany | 3 | 1 | – | – | 1 | – | 2 | 2 | 3 | 2 |
| Zlaté Moravce | – | 2 | 2 | 2 | 2 | – | 2 | 2 | 2 | 2 |
| Žilinský kraj | 6 | 5 | 10 | 5 | 8 | 2 | 12 | 13 | 5 | 4 |
| Bytča | – | – | – | 1 | – | – | 1 | – | 2 | – |
| Čadca | – | 1 | 2 | – | – | – | – | 1 | 1 | – |
| Dolný Kubín | 2 | – | – | – | – | – | – | – | – | – |
| Kysucké Nové Mesto | 2 | – | 2 | – | – | – | – | 1 | – | – |
| Liptovský Mikuláš | – | – | – | – | 6 | – | – | – | – | 1 |
| Martin | – | – | – | 1 | 2 | 2 | 1 | 4 | 2 | – |
| Námestovo | – | – | – | 1 | – | – | – | – | – | – |

HLÁSENÉ OCHORENIA NA SYFILIS A GONOKOKOVÚ INFEKCIU PODĽA TRVALÉHO BYDLISKA V ROKOCH 2003 – 2007*

REPORTED DISEASES OF SYPHILIS AND GONOCOCCAL INFECTION ACCORDING
TO PERMANENT ADDRESS WITHIN YEARS 2003 – 2007*

Tabuľka 2
2/2

| Territory | Syphilis | | | | | Gonococcal infection | | | | |
|-----------------------------|-----------|-----------|-----------|-----------|-----------|----------------------|-----------|-----------|-----------|-----------|
| | 2003 | 2004 | 2005 | 2006 | 2007 | 2003 | 2004 | 2005 | 2006 | 2007 |
| Ružomberok | – | – | – | – | – | – | – | – | – | 1 |
| Turčianske Teplice | 1 | – | – | – | – | – | – | – | – | – |
| Tvrdošín | – | – | – | – | – | – | – | – | – | – |
| Žilina | 1 | 4 | 6 | 2 | – | – | 10 | 7 | – | 2 |
| Banskobystrický kraj | 6 | 5 | 7 | 6 | 13 | 7 | 14 | 8 | 16 | 7 |
| Banská Bystrica | 2 | 2 | 1 | 1 | 2 | – | 2 | – | – | 4 |
| Banská Štiavnica | – | – | – | – | – | – | – | – | – | – |
| Brezno | – | 1 | – | – | 4 | 1 | – | – | – | – |
| Detva | – | – | – | – | – | 1 | 1 | – | – | – |
| Krupina | – | – | – | 1 | – | – | – | – | – | – |
| Lučenec | 2 | 2 | – | – | 2 | 3 | 3 | – | – | – |
| Poltár | 1 | – | – | – | – | – | – | – | – | – |
| Revúca | – | – | – | 2 | – | – | – | – | – | – |
| Rimavská Sobota | – | – | 3 | 1 | 3 | – | 2 | 2 | 9 | – |
| Veľký Krtíš | – | – | – | – | 2 | – | – | 3 | – | – |
| Zvolen | 1 | – | 3 | 1 | – | 2 | 3 | 1 | 4 | – |
| Žarnovica | – | – | – | – | – | – | – | – | 1 | – |
| Žiar nad Hronom | – | – | – | – | – | – | 3 | 2 | 2 | 3 |
| Prešovský kraj | 13 | 8 | 27 | 50 | 28 | 4 | 1 | 6 | 3 | 10 |
| Bardejov | – | – | – | – | 1 | – | – | – | – | – |
| Humenné | – | 2 | 10 | 2 | 1 | – | – | 1 | – | 1 |
| Kežmarok | – | 1 | 1 | – | – | – | – | – | – | 2 |
| Levoča | – | – | – | 2 | – | – | – | – | – | – |
| Medzilaborce | 1 | – | 1 | – | – | – | – | – | – | – |
| Poprad | – | – | – | – | 2 | – | – | – | – | 3 |
| Prešov | 1 | 2 | 7 | 18 | 10 | – | – | 1 | 2 | 3 |
| Sabinov | 1 | – | – | 2 | 3 | – | – | – | – | – |
| Snina | – | 1 | 2 | 5 | 1 | – | – | 1 | – | – |
| Stará Ľubovňa | – | – | – | – | 2 | 1 | – | – | – | 1 |
| Stropkov | – | – | – | – | – | – | – | – | – | – |
| Svidník | 1 | – | 1 | 2 | – | – | – | – | – | – |
| Vranov nad Topľou | 9 | 2 | 5 | 19 | 8 | 3 | 1 | 3 | 1 | – |
| Košický kraj | 62 | 61 | 26 | 20 | 18 | 14 | 22 | 12 | 25 | 22 |
| Gelnica | – | 1 | – | – | 1 | – | – | – | 1 | 1 |
| Košice I | 1 | 7 | – | 1 | – | – | 2 | – | 2 | – |
| Košice II | 1 | 1 | 1 | – | – | – | – | 1 | – | – |
| Košice III | – | 2 | – | – | – | – | 2 | – | – | – |
| Košice IV | – | 2 | – | – | – | – | 3 | – | 2 | 1 |
| Košice-okolie | 4 | – | 1 | 1 | 4 | – | 1 | 3 | 1 | – |
| Michalovce | 4 | 13 | 4 | 4 | 4 | 8 | 5 | 3 | 13 | 1 |
| Rožňava | 1 | 3 | 1 | 1 | – | 3 | 2 | – | 1 | 2 |
| Sobrance | – | 1 | 3 | 2 | 2 | – | 1 | – | – | – |
| Spišská Nová Ves | 16 | 3 | – | 1 | – | 2 | 1 | – | 3 | 3 |
| Trebišov | 35 | 28 | 16 | 10 | 7 | 1 | 5 | 5 | 2 | 14 |

* Len občania s trvalým pobytom v SR / Only patients with permanent residence in the SR

HLÁSENÉ OCHORENIA NA POHLAVNÉ CHOROBY PODĽA VEKU

REPORTED AFFECTIONS OF VENEREAL DISEASES ACCORDING TO AGE

Tabuľka 3

| Vek Age | Syphilis / Syphilis | | | | | Gonokoková infekcia <i>Gonococcal infection</i> | Chlamý- diový lymfo- granulóm <i>Chlamydial lymphogran- uloma</i> | Mäkký vred <i>Ulcus molle</i> | Iné prevažne sexuálne prenosné choroby <i>Other diseases with predominantly sexual transmission</i> |
|------------------------|---------------------|------------------------------|------------------------|------------------------|--|---|---|---|--|
| | spolu total | v tom / including | | | | | | | |
| | | vrodený <i>congenital</i> | včasný <i>early</i> | neskorý <i>late</i> | iný a nešpe- cifikovaný <i>other and non-specified</i> | | | | |
| Spolu Total | 233 | 6 | 104 | 35 | 88 | 120 | - | - | 368 |
| 0 | 3 | 3 | - | - | - | - | - | - | - |
| 1 | 1 | 1 | - | - | - | - | - | - | 2 |
| 2 | - | - | - | - | - | - | - | - | 1 |
| 3 | - | - | - | - | - | - | - | - | 1 |
| 4 | - | - | - | - | - | - | - | - | 1 |
| 5 | - | - | - | - | - | - | - | - | 1 |
| 6 | - | - | - | - | - | - | - | - | - |
| 7 | - | - | - | - | - | - | - | - | - |
| 8 | - | - | - | - | - | - | - | - | - |
| 9 | - | - | - | - | - | - | - | - | - |
| 10 | - | - | - | - | - | - | - | - | 1 |
| 11 | - | - | - | - | - | - | - | - | 1 |
| 12 | - | - | - | - | - | - | - | - | - |
| 13 | - | - | - | - | - | - | - | - | 1 |
| 14 | - | - | - | - | - | 1 | - | - | - |
| 15 | - | - | - | - | - | 1 | - | - | 4 |
| 16 | - | - | - | - | - | 3 | - | - | 2 |
| 17 | 2 | - | 2 | - | - | 5 | - | - | 12 |
| 18 | 3 | - | 3 | - | - | 1 | - | - | 6 |
| 19 | 3 | - | 2 | - | 1 | 6 | - | - | 9 |
| 20 | 7 | - | 5 | - | 2 | 2 | - | - | 16 |
| 21 | 5 | - | 2 | 1 | 2 | 5 | - | - | 20 |
| 22 | 6 | - | 3 | - | 3 | 9 | - | - | 18 |
| 23 | 10 | - | 7 | - | 3 | 6 | - | - | 13 |
| 24 | 5 | - | 4 | - | 1 | 6 | - | - | 20 |
| 25 | 5 | - | 4 | 1 | - | 9 | - | - | 19 |
| 26 | 9 | - | 6 | - | 3 | 2 | - | - | 14 |
| 27 | 4 | - | 1 | - | 3 | 5 | - | - | 15 |
| 28 | 12 | - | 7 | - | 5 | 5 | - | - | 13 |
| 29 | 9 | - | 6 | - | 3 | 6 | - | - | 12 |
| 30 | 12 | - | 8 | - | 4 | 2 | - | - | 14 |
| 31 | 7 | - | 3 | - | 4 | 5 | - | - | 11 |
| 32 | 6 | - | - | - | 6 | 2 | - | - | 5 |
| 33 | 4 | - | 2 | 1 | 1 | 5 | - | - | 9 |
| 34 | 3 | - | 1 | - | 2 | 4 | - | - | 9 |
| 35 - 44 | 40 | - | 16 | 4 | 20 | 18 | - | - | 58 |
| 45 - 54 | 26 | - | 9 | 9 | 8 | 8 | - | - | 36 |
| 55 - 64 | 26 | - | 11 | 9 | 6 | 4 | - | - | 21 |
| 65 - 74 | 6 | 1 | 2 | - | 3 | - | - | - | 2 |
| 75 a viac | 19 | 1 | - | 10 | 8 | - | - | - | 1 |

**HLÁSENÉ OCHORENIA NA POHLAVNÉ CHOROBY
PODĽA DIAGNÓZ, POHLAVIA A DRUHU OCHORENIA**

REPORTED AFFECTIONS OF VENEREAL DISEASES ACCORDING
TO DIAGNOSES, SEX AND TYPE OF AFFECTION

Tabuľka 4

| Diagnóza Diagnosis | Druh ochorenia / Type of affection | | | | | | | | | | | |
|---|---|------------|--------------------|-----------|---------------------------|----------|--|---------|------------------------|----------|------------------------|---------|
| | vôbec prvé v živote first ever in the life | | recidíva relaps | | reinfekcia reinfection | | zistené pri úmrtí discovered by death | | chronické chronical | | neudané unannounced | |
| | muži | ženy | males | females | muži | ženy | males | females | muži | ženy | males | females |
| Syfilis (A50 – A53) Syphilis (A50 – A53) | 110 | 109 | – | 4 | 1 | 2 | – | – | 3 | 4 | – | – |
| vrodený (A50) congenital (A50) | 1 | 4 | – | – | – | – | – | – | – | 1 | – | – |
| včasný (A51) early (A51) | 57 | 44 | – | 2 | – | – | – | – | 1 | – | – | – |
| neskorý (A52) late (A52) | 15 | 15 | – | – | 1 | 1 | – | – | 1 | 2 | – | – |
| iný a nešpecifikovaný (A53) / other and unspecified (A53) | 37 | 46 | – | 2 | – | 1 | – | – | 1 | 1 | – | – |
| Gonokoková infekcia (A54) Gonococcal infection (A54) | 87 | 27 | 2 | – | 4 | – | – | – | – | – | – | – |
| Chlamýdiový lymfogranulóm (A55) / Chlamydial lymphogranuloma (A55) | – | – | – | – | – | – | – | – | – | – | – | – |
| Mäkký vred (A57) Ulcus molle (A57) | – | – | – | – | – | – | – | – | – | – | – | – |
| Iné prevažne sexuálne prenosné choroby Other diseases with predominantly sexual transmission (A56, A59.o, A60.o, A60.1, A63, A64, B16, B20, B25, B37.3, B37.4, B85.3, B86) | 154 | 155 | 26 | 18 | 3 | 9 | – | – | – | 3 | – | – |

**HLÁSENÉ OCHORENIA NA POHLAVNÉ CHOROBY
PODĽA DIAGNÓZ, POHLAVIA A DRUHU LIEČENIA**

REPORTED AFFECTIONS OF VENEREAL DISEASES ACCORDING
TO DIAGNOSES, SEX AND TYPE OF AFFECTION

Tabuľka 5

| Diagnóza Diagnosis | Druh liečenia / Type of treatment | | | | | | | |
|---|-----------------------------------|------------|--|------------|-----------------------------------|-----------|------------------------|---------|
| | spolu total | | ambulantne in out-patient department | | hospitalizácia hospitalisation | | neudaný unannounced | |
| | muži | ženy | males | females | muži | ženy | males | females |
| Syfilis (A50 – A53) Syphilis (A50 – A53) | 114 | 119 | 30 | 24 | 84 | 95 | – | – |
| vrodený (A50) congenital (A50) | 1 | 5 | – | 2 | 1 | 3 | – | – |
| včasný (A51) early (A51) | 58 | 46 | 11 | 4 | 47 | 42 | – | – |
| neskorý (A52) late (A52) | 17 | 18 | 7 | 7 | 10 | 11 | – | – |
| iný a nešpecifikovaný (A53) / other and unspecified (A53) | 38 | 50 | 12 | 11 | 26 | 39 | – | – |
| Gonokoková infekcia (A54) Gonococcal infection (A54) | 93 | 27 | 80 | 17 | 13 | 10 | – | – |
| Chlamýdiový lymfogranulóm (A55) / Chlamydial lymphogranuloma (A55) | – | – | – | – | – | – | – | – |
| Mäkký vred (A57) Ulcus molle (A57) | – | – | – | – | – | – | – | – |
| Iné prevažne sexuálne prenosné choroby Other diseases with predominantly sexual transmission (A56, A59.o, A60.o, A60.1, A63, A64, B16, B20, B25, B37.3, B37.4, B85.3, B86) | 183 | 185 | 182 | 165 | 1 | 20 | – | – |

**HLÁSENÉ OCHORENIA NA POHLAVNÉ CHOROBY
PODĽA DIAGNÓZ, EKONOMICKEJ AKTIVITY A POHLAVIA**
REPORTED AFFECTIONS OF VENEREAL DISEASES ACCORDING
TO DIAGNOSES, ECONOMIC ACTIVITY AND SEX

Tabuľka 6
1/2

| Diagnóza | Úhrn Sum | Muži / Males | | | | | | | |
|---|-------------|--------------|-----------|-----------------|------------------------|---------------------------------|------------------|----------|-----------|
| | | spolu | v tom | | | | | | |
| | | | študujúci | zamest- naní | neza- mest- naní | príleži- tostne pracujúci | dôchod- covia | iná | neznáma |
| Syfilis (A50 – A53) | 233 | 114 | 3 | 66 | 20 | – | 10 | 2 | 13 |
| vrodený (A50) | 6 | 1 | – | – | – | – | – | – | 1 |
| včasný (A51) | 104 | 58 | 2 | 39 | 12 | – | 1 | 2 | 2 |
| neskorý (A52) | 35 | 17 | 1 | 8 | 2 | – | 4 | – | 2 |
| iný a nešpecifikovaný (A53) | 88 | 38 | – | 19 | 6 | – | 5 | – | 8 |
| Gonokoková infekcia (A54) | 120 | 93 | 9 | 66 | 12 | 1 | 1 | – | 4 |
| Chlamýdiový lymfogranulóm (A55) | – | – | – | – | – | – | – | – | – |
| Mäkký vred (A57) | – | – | – | – | – | – | – | – | – |
| Iné prevažne sexuálne prenosné choroby (A56, A59.o, A60.o, A60.1, A63, A64, B16, B20, B25, B37.3, B37.4, B85.3, B86) | 368 | 183 | 25 | 128 | 7 | 1 | 7 | 2 | 13 |

2/2

| Diagnosis | Ženy / Females | | | | | | | |
|--|----------------|-----------|-----------|-----------------|-------------------------------|------------|----------|-----------|
| | total | including | | | | | | |
| | | studying | employed | un- employed | occasion- ally employed | pensioners | other | unknown |
| Syphilis (A50 – A53) | 119 | 1 | 36 | 44 | 1 | 25 | 5 | 7 |
| congenital (A50) | 5 | – | – | – | – | 2 | – | 3 |
| early (A51) | 46 | – | 10 | 30 | – | 3 | 3 | – |
| late (A52) | 18 | – | 3 | 2 | 1 | 11 | – | 1 |
| other and unspecified (A53) | 50 | 1 | 23 | 12 | – | 9 | 2 | 3 |
| Gonococcal infection (A54) | 27 | 2 | 14 | 5 | 1 | – | 3 | 2 |
| Chlamydial lymphogranuloma (A55) | – | – | – | – | – | – | – | – |
| Ulcus molle (A57) | – | – | – | – | – | – | – | – |
| Other diseases with predominantly sexual transmission (A56, A59.o, A60.o, A60.1, A63, A64, B16, B20, B25, B37.3, B37.4, B85.3, B86) | 185 | 35 | 95 | 17 | – | 7 | 7 | 24 |

**HLÁSENÉ OCHORENIA NA POHLAVNÉ CHOROBY
PODĽA DIAGNÓZ, RODINNÉHO STAVU A POHLAVIA**

REPORTED AFFECTIONS OF VENEREAL DISEASES ACCORDING
TO DIAGNOSES, MARITAL STATUS AND SEX

Tabuľka 7
1/2

| Diagnóza | Úhrn <i>Total</i> | Muži / <i>Males</i> | | | | | |
|---|----------------------|---------------------|------------|-----------|-----------|----------|-----------|
| | | spolu | v tom | | | | |
| | | | slobodní | ženať | rozvedení | vdovci | neznámy |
| Syfilis (A50 – A53) | 233 | 114 | 60 | 34 | 15 | 2 | 3 |
| vrodený (A50) | 6 | 1 | – | – | – | – | 1 |
| včasný (A51) | 104 | 58 | 36 | 15 | 5 | 1 | 1 |
| neskorý (A52) | 35 | 17 | 7 | 3 | 6 | 1 | – |
| iný a nešpecifikovaný (A53) | 88 | 38 | 17 | 16 | 4 | – | 1 |
| Gonokoková infekcia (A54) | 120 | 93 | 62 | 13 | 6 | 1 | 11 |
| Chlamýdiový lymfogranulóm (A55) | – | – | – | – | – | – | – |
| Mäkký vred (A57) | – | – | – | – | – | – | – |
| Iné prevažne sexuálne prenosné choroby (A56, A59.o, A60.o, A60.1, A63, A64, B16, B20, B25, B37.3, B37.4, B85.3, B86) | 368 | 183 | 108 | 57 | 11 | 2 | 5 |

2/2

| Diagnosis | Ženy / <i>Females</i> | | | | | |
|--|-----------------------|-----------|-----------|-----------|-----------|-----------|
| | total | including | | | | |
| | | free | married | divorced | widows | unknown |
| Syphilis (A50 – A53) | 119 | 41 | 41 | 15 | 17 | 5 |
| <i>congenital (A50)</i> | 5 | – | – | – | 2 | 3 |
| <i>early (A51)</i> | 46 | 23 | 17 | 5 | 1 | – |
| <i>late (A52)</i> | 18 | – | 6 | 4 | 7 | 1 |
| <i>other and unspecified (A53)</i> | 50 | 18 | 18 | 6 | 7 | 1 |
| Gonococcal infection (A54) | 27 | 11 | 6 | 5 | 2 | 3 |
| Chlamydial lymphogranuloma (A55) | – | – | – | – | – | – |
| Ulcus molle (A57) | – | – | – | – | – | – |
| Other diseases with predominantly sexual transmission (A56, A59.o, A60.o, A60.1, A63, A64, B16, B20, B25, B37.3, B37.4, B85.3, B86) | 185 | 95 | 55 | 12 | 3 | 20 |

HLÁSENÉ OCHORENIA NA SYFILIS A GONOKOKOVÚ INFEKCIU PODĽA POHLAVIA A TRVALÉHO BYDLISKA

REPORTED AFFECTATIONS OF SYPHILIS AND GONOCOCCAL INFECTION ACCORDING
TO SEX AND PERMANENT ADDRESS

Tabuľka 10
2/2

| Territory | Syphilis | | | | | Gonococcal infection | | | | |
|-----------------------------|-----------|-----------|-----------|------------------------|--------------------|----------------------|-----------|----------|------------------------|--------------------|
| | total | males | females | of which | | total | males | females | of which | |
| | | | | the MI of the SR | members of army | | | | the MI of the SR | members of army |
| Ružomberok | – | – | – | – | – | 1 | – | 1 | – | – |
| Turčianske Teplice | – | – | – | – | – | – | – | – | – | – |
| Tvrdošín | – | – | – | – | – | – | – | – | – | – |
| Žilina | – | – | – | – | – | 2 | 2 | – | – | – |
| Banskobystrický kraj | 13 | 3 | 10 | – | – | 7 | 3 | 4 | – | – |
| Banská Bystrica | 2 | 1 | 1 | – | – | 4 | 2 | 2 | – | – |
| Banská Štiavnica | – | – | – | – | – | – | – | – | – | – |
| Brezno | 4 | 1 | 3 | – | – | – | – | – | – | – |
| Detva | – | – | – | – | – | – | – | – | – | – |
| Krupina | – | – | – | – | – | – | – | – | – | – |
| Lučenec | 2 | 1 | 1 | – | – | – | – | – | – | – |
| Poltár | – | – | – | – | – | – | – | – | – | – |
| Revúca | – | – | – | – | – | – | – | – | – | – |
| Rimavská Sobota | 3 | – | 3 | – | – | – | – | – | – | – |
| Veľký Krtíš | 2 | – | 2 | – | – | – | – | – | – | – |
| Zvolen | – | – | – | – | – | – | – | – | – | – |
| Žarnovica | – | – | – | – | – | – | – | – | – | – |
| Žiar nad Hronom | – | – | – | – | – | 3 | 1 | 2 | – | – |
| Prešovský kraj | 28 | 13 | 15 | – | – | 10 | 6 | 4 | – | – |
| Bardejov | 1 | 1 | – | – | – | – | – | – | – | – |
| Humenné | 1 | – | 1 | – | – | 1 | – | 1 | – | – |
| Kežmarok | – | – | – | – | – | 2 | 2 | – | – | – |
| Levoča | – | – | – | – | – | – | – | – | – | – |
| Medzilaborce | – | – | – | – | – | – | – | – | – | – |
| Poprad | 2 | 1 | 1 | – | – | 3 | 1 | 2 | – | – |
| Prešov | 10 | 7 | 3 | – | – | 3 | 2 | 1 | – | – |
| Sabinov | 3 | 1 | 2 | – | – | – | – | – | – | – |
| Snina | 1 | – | 1 | – | – | – | – | – | – | – |
| Stará Ľubovňa | 2 | 1 | 1 | – | – | 1 | 1 | – | – | – |
| Stropkov | – | – | – | – | – | – | – | – | – | – |
| Svidník | – | – | – | – | – | – | – | – | – | – |
| Vranov nad Topľou | 8 | 2 | 6 | – | – | – | – | – | – | – |
| Košický kraj | 18 | 10 | 8 | – | – | 22 | 18 | 4 | – | – |
| Gelnica | 1 | 1 | – | – | – | 1 | 1 | – | – | – |
| Košice I | – | – | – | – | – | – | – | – | – | – |
| Košice II | – | – | – | – | – | – | – | – | – | – |
| Košice III | – | – | – | – | – | – | – | – | – | – |
| Košice IV | – | – | – | – | – | 1 | 1 | – | – | – |
| Košice-okolie | 4 | 3 | 1 | – | – | – | – | – | – | – |
| Michalovce | 4 | 3 | 1 | – | – | 1 | 1 | – | – | – |
| Rožňava | – | – | – | – | – | 2 | 1 | 1 | – | – |
| Sobrance | 2 | 1 | 1 | – | – | – | – | – | – | – |
| Spišská Nová Ves | – | – | – | – | – | 3 | 3 | – | – | – |
| Trebišov | 7 | 2 | 5 | – | – | 14 | 11 | 3 | – | – |

HLÁSENÉ OCHORENIA NA POHLAVNÉ CHOROBY PODĽA TRVALÉHO BYDLISKA

REPORTED AFFECTIONS OF VENEREAL DISEASES ACCORDING TO PERMANENT ADDRESS

Tabuľka 11.1

2/2

| Territory | Syphilis | | | | | Gonococcal infection | Chlamydial lymphogranuloma | Ulcus molle | Other diseases with predominantly sexual transmission |
|-----------------------------|-----------|------------|-----------|----------|-------------------------|----------------------|----------------------------|-------------|---|
| | total | including | | | | | | | |
| | | congenital | early | late | other and non-specified | | | | |
| Ružomberok | – | – | – | – | – | 1 | – | – | – |
| Turčianske Teplice | – | – | – | – | – | – | – | – | – |
| Tvrdošín | – | – | – | – | – | – | – | – | 4 |
| Žilina | – | – | – | – | – | 2 | – | – | – |
| Banskobystrický kraj | 13 | 2 | 6 | – | 5 | 7 | – | – | 80 |
| Banská Bystrica | 2 | – | 1 | – | 1 | 4 | – | – | 12 |
| Banská Štiavnica | – | – | – | – | – | – | – | – | – |
| Brezno | 4 | – | – | – | 4 | – | – | – | 48 |
| Detva | – | – | – | – | – | – | – | – | 1 |
| Krupina | – | – | – | – | – | – | – | – | – |
| Lučenec | 2 | 1 | 1 | – | – | – | – | – | 2 |
| Poltár | – | – | – | – | – | – | – | – | 1 |
| Revúca | – | – | – | – | – | – | – | – | 3 |
| Rimavská Sobota | 3 | 1 | 2 | – | – | – | – | – | 10 |
| Veľký Krtíš | 2 | – | 2 | – | – | – | – | – | – |
| Zvolen | – | – | – | – | – | – | – | – | 2 |
| Žarnovica | – | – | – | – | – | – | – | – | 1 |
| Žiar nad Hronom | – | – | – | – | – | 3 | – | – | – |
| Prešovský kraj | 28 | 3 | 15 | 1 | 9 | 10 | – | – | 52 |
| Bardejov | 1 | – | 1 | – | – | – | – | – | – |
| Humenné | 1 | – | 1 | – | – | 1 | – | – | 1 |
| Kežmarok | – | – | – | – | – | 2 | – | – | – |
| Levoča | – | – | – | – | – | – | – | – | – |
| Medzilaborce | – | – | – | – | – | – | – | – | – |
| Poprad | 2 | – | – | 1 | 1 | 3 | – | – | 1 |
| Prešov | 10 | – | 6 | – | 4 | 3 | – | – | 37 |
| Sabinov | 3 | – | 1 | – | 2 | – | – | – | – |
| Snina | 1 | – | 1 | – | – | – | – | – | – |
| Stará Ľubovňa | 2 | – | 2 | – | – | 1 | – | – | – |
| Stropkov | – | – | – | – | – | – | – | – | – |
| Svidník | – | – | – | – | – | – | – | – | – |
| Vranov nad Topľou | 8 | 3 | 3 | – | 2 | – | – | – | 13 |
| Košický kraj | 18 | – | 15 | 1 | 2 | 22 | – | – | 57 |
| Gelnica | 1 | – | – | – | 1 | 1 | – | – | – |
| Košice I | – | – | – | – | – | – | – | – | – |
| Košice II | – | – | – | – | – | – | – | – | – |
| Košice III | – | – | – | – | – | – | – | – | – |
| Košice IV | – | – | – | – | – | 1 | – | – | 6 |
| Košice-okolie | 4 | – | 4 | – | – | – | – | – | – |
| Michalovce | 4 | – | 4 | – | – | 1 | – | – | 4 |
| Rožňava | – | – | – | – | – | 2 | – | – | – |
| Sobrance | 2 | – | 1 | – | 1 | – | – | – | – |
| Spišská Nová Ves | – | – | – | – | – | 3 | – | – | 1 |
| Trebišov | 7 | – | 6 | 1 | – | 14 | – | – | 46 |

**HLÁSENÉ OCHORENIA NA POHLAVNÉ CHOROBY
POĎĽA TRVALÉHO BYDLISKA NA 100 000 OBYVATEĽOV**
REPORTED AFFECTATIONS OF VENEREAL DISEASES ACCORDING
TO PERMANENT ADDRESS PER 100 000 INHABITANTS

Tabuľka 11.2
2/2

| Territory | Syphilis | | | | | Gonococcal infection | Chlamydial lymphogran- uloma | Ulcus molle | Other diseases with predominantly sexual transmission |
|-----------------------------|------------|------------|------------|------------|----------------------------|-------------------------|------------------------------------|----------------|---|
| | total | including | | | | | | | |
| | | congenital | early | late | other and non-specified | | | | |
| Ružomberok | – | – | – | – | – | 1,7 | – | – | – |
| Turčianske Teplice | – | – | – | – | – | – | – | – | – |
| Tvrdošín | – | – | – | – | – | – | – | – | 11,2 |
| Žilina | – | – | – | – | – | 1,3 | – | – | – |
| Banskobystrický kraj | 2,0 | 0,3 | 0,9 | – | 0,8 | 1,1 | – | – | 12,2 |
| Banská Bystrica | 1,8 | – | 0,9 | – | 0,9 | 3,6 | – | – | 10,8 |
| Banská Štiavnica | – | – | – | – | – | – | – | – | – |
| Brezno | 6,2 | – | – | – | 6,2 | – | – | – | 74,4 |
| Detva | – | – | – | – | – | – | – | – | 3,0 |
| Krupina | – | – | – | – | – | – | – | – | – |
| Lučenec | 2,7 | 1,4 | 1,4 | – | – | – | – | – | 2,7 |
| Poltár | – | – | – | – | – | – | – | – | 4,4 |
| Revúca | – | – | – | – | – | – | – | – | 7,4 |
| Rimavská Sobota | 3,6 | 1,2 | 2,4 | – | – | – | – | – | 12,1 |
| Veľký Krtíš | 4,3 | – | 4,3 | – | – | – | – | – | – |
| Zvolen | – | – | – | – | – | – | – | – | 3,0 |
| Žarnovica | – | – | – | – | – | – | – | – | 3,7 |
| Žiar nad Hronom | – | – | – | – | – | 6,3 | – | – | – |
| Prešovský kraj | 3,5 | 0,4 | 1,9 | 0,1 | 1,1 | 1,2 | – | – | 6,5 |
| Bardejov | 1,3 | – | 1,3 | – | – | – | – | – | – |
| Humenné | 1,6 | – | 1,6 | – | – | 1,6 | – | – | 1,6 |
| Kežmarok | – | – | – | – | – | 3,0 | – | – | – |
| Levoča | – | – | – | – | – | – | – | – | – |
| Medzilaborce | – | – | – | – | – | – | – | – | – |
| Poprad | 1,9 | – | – | 1,0 | 1,0 | 2,9 | – | – | 1,0 |
| Prešov | 6,0 | – | 3,6 | – | 2,4 | 1,8 | – | – | 22,4 |
| Sabinov | 5,3 | – | 1,8 | – | 3,6 | – | – | – | – |
| Snina | 2,6 | – | 2,6 | – | – | – | – | – | – |
| Stará Ľubovňa | 3,9 | – | 3,9 | – | – | 1,9 | – | – | – |
| Stropkov | – | – | – | – | – | – | – | – | – |
| Svidník | – | – | – | – | – | – | – | – | – |
| Vranov nad Topľou | 10,2 | 3,8 | 3,8 | – | 2,6 | – | – | – | 16,6 |
| Košický kraj | 2,3 | – | 1,9 | 0,1 | 0,3 | 2,8 | – | – | 7,4 |
| Gelnica | 3,2 | – | – | – | 3,2 | 3,2 | – | – | – |
| Košice I | – | – | – | – | – | – | – | – | – |
| Košice II | – | – | – | – | – | – | – | – | – |
| Košice III | – | – | – | – | – | – | – | – | – |
| Košice IV | – | – | – | – | – | 1,8 | – | – | 10,7 |
| Košice-okolie | 1,7 | – | 1,7 | – | – | – | – | – | – |
| Michalovce | 3,6 | – | 3,6 | – | – | 0,9 | – | – | 3,6 |
| Rožňava | – | – | – | – | – | 1,8 | – | – | – |
| Sobrance | 3,2 | – | 1,6 | – | 1,6 | – | – | – | – |
| Spišská Nová Ves | – | – | – | – | – | 12,9 | – | – | 4,3 |
| Trebišov | 7,3 | – | 6,2 | 1,0 | – | 14,6 | – | – | 47,9 |

HLÁSENÉ OCHORENIA NA SYFILIS PODĽA POHLAVIA A ÚZEMIA TRVALÉHO BYDLISKA

REPORTED DISEASES OF SYPHILIS ACCORDING TO SEX
AND TERRITORY OF PERMANENT ADDRESS

Tabuľka 12

| Územie | Syfilis / Syphilis | | | |
|----------------------------|--------------------|------------|------------|----------------|
| | spolu | muži | v tom | |
| | | | ženy | |
| | | | spolu | z toho tehotné |
| Slovenská republika | 224 | 106 | 118 | 25 |
| Bratislavský kraj | 91 | 44 | 47 | 10 |
| Trnavský kraj | 30 | 12 | 18 | 3 |
| Trenčiansky kraj | 8 | 3 | 5 | – |
| Nitriansky kraj | 28 | 15 | 13 | 2 |
| Žilinský kraj | 8 | 6 | 2 | 1 |
| Banskobystrický kraj | 13 | 3 | 10 | 2 |
| Prešovský kraj | 28 | 13 | 15 | 3 |
| Košický kraj | 18 | 10 | 8 | 4 |

HLÁSENÉ OCHORENIA NA GONOKOKOVÚ INFEKCIU PODĽA POHLAVIA A ÚZEMIA TRVALÉHO BYDLISKA

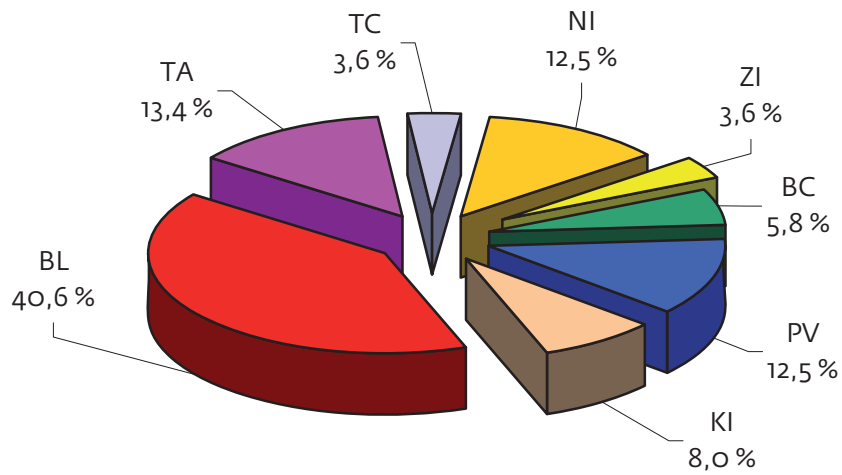
REPORTED DISEASES OF GONOCOCCAL INFECTION ACCORDING TO SEX
AND TERRITORY OF PERMANENT ADDRESS

Tabuľka 13

| Territory | Gonokoková infekcia / Gonococcal infection | | | |
|----------------------------|--|-----------|-----------|-------------------|
| | total | males | including | |
| | | | females | |
| | | | total | of which pregnant |
| Slovenská republika | 120 | 93 | 27 | – |
| Bratislavský kraj | 28 | 23 | 5 | – |
| Trnavský kraj | 29 | 23 | 6 | – |
| Trenčiansky kraj | 3 | 3 | – | – |
| Nitriansky kraj | 17 | 14 | 3 | – |
| Žilinský kraj | 4 | 3 | 1 | – |
| Banskobystrický kraj | 7 | 3 | 4 | – |
| Prešovský kraj | 10 | 6 | 4 | – |
| Košický kraj | 22 | 18 | 4 | – |

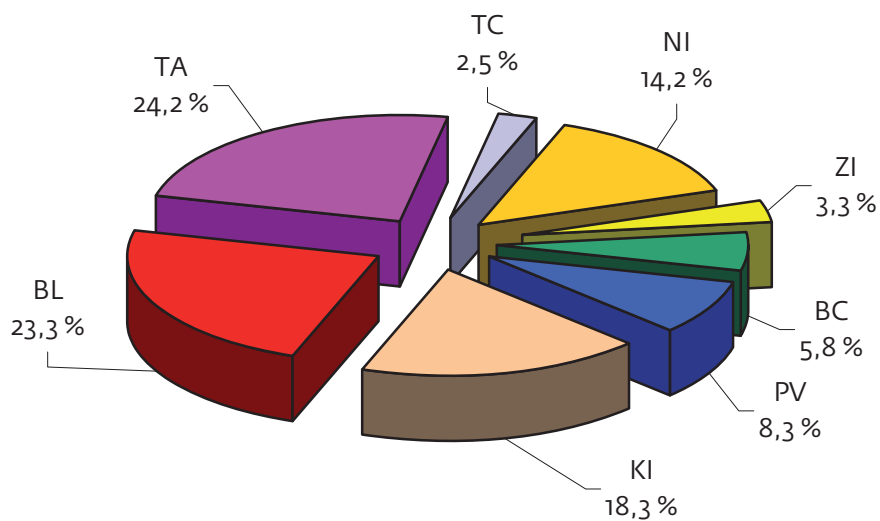
VÝSKYT OCHORENÍ NA SYFILIS PODĽA KRAJOV
INCIDENCE OF SYPHILIS DISEASES ACCORDING TO REGIONS

Graf 4



VÝSKYT OCHORENÍ NA GONOKOKOVÚ INFEKCIU PODĽA KRAJOV
INCIDENCE OF GONOCOCCAL INFECTION DISEASES ACCORDING TO REGIONS

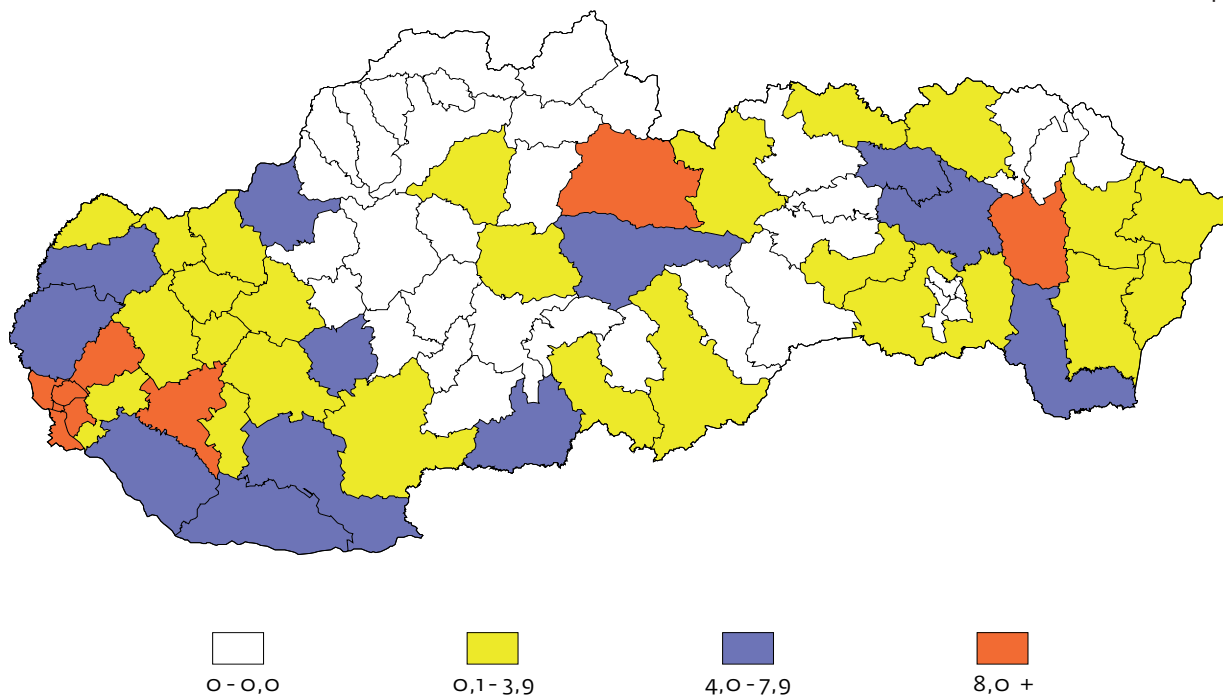
Graf 5



HLÁSENÉ OCHORENIA NA SYFILIS PODĽA TRVALÉHO BYDLISKA NA 100 000 OBYVATEĽOV

REPORTED DISEASES OF SYPHILIS ACCORDING TO PERMANENT ADDRESS
PER 100 000 INHABITANTS

Mapa 1



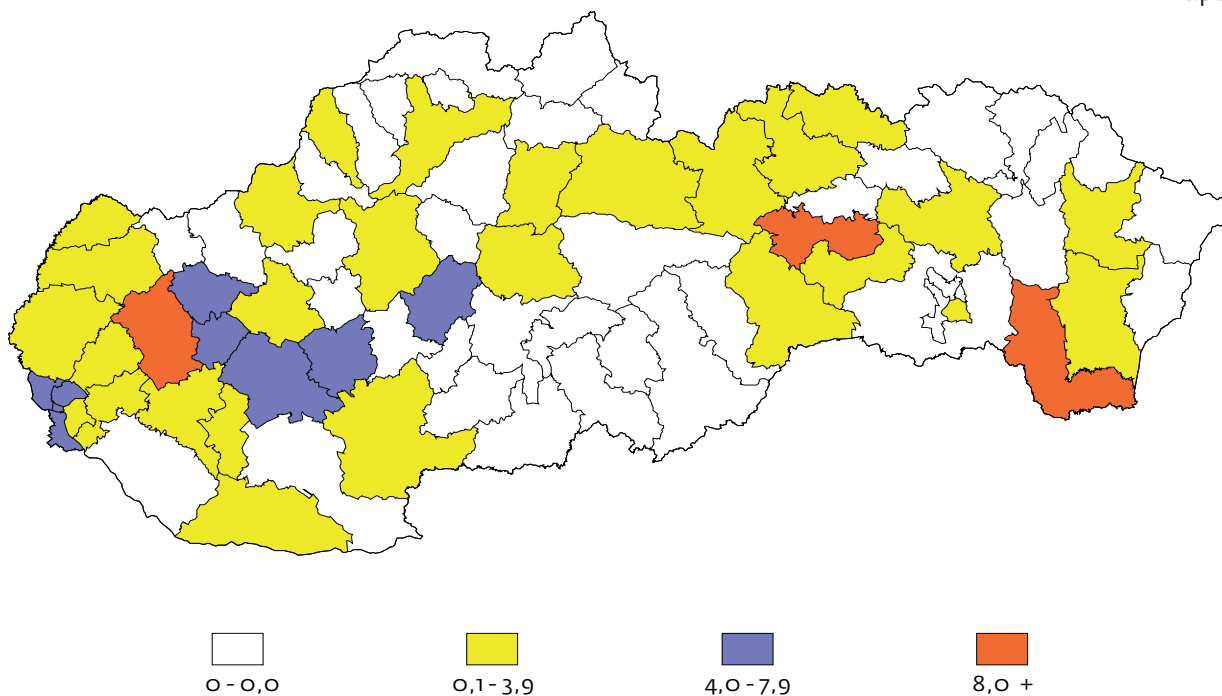
Poznámka: Bielu farbou sú označené okresy, kde sa ochorenie nevyskytovalo.

Note: Disease has not occurred in white coloured districts.

HLÁSENÉ OCHORENIA NA GONOKOKOVÚ INFEKCIU PODĽA TRVALÉHO BYDLISKA NA 100 000 OBYVATEĽOV

REPORTED DISEASES OF GONOCOCCAL INFECTION ACCORDING
TO PERMANENT ADDRESS PER 100 000 INHABITANTS

Mapa 2



Poznámka: Bielu farbou sú označené okresy, kde sa ochorenie nevyskytovalo.

Note: Disease has not occurred in white coloured districts.

SLOVNÉ VYJADRENIE DIAGNÓZ POUŽITÝCH V PUBLIKÁCIÍ

VERBAL EXPRESSION OF DIAGNOSES USED IN PUBLICATION

| | | |
|-----------|---|--|
| A50 – A53 | Syfilis | <i>Syphilis</i> |
| A50 | vrodený | <i>congenital</i> |
| A51 | včasný | <i>early</i> |
| A52 | neskorý | <i>late</i> |
| A53 | iný a nešpecifikovaný | <i>other and non-specified</i> |
| A54 | Gonokoková infekcia | <i>Gonococcal infection</i> |
| A55 | Chlamýdiový lymfogranulóm | <i>Chlamydial lymphogranuloma</i> |
| A57 | Mäkký vred | <i>Ulcus molle</i> |
| Iné | Iné prevažne sexuálne prenášané choroby (A56, A59.o, A60.o, A60.1, A63, A64, B16, B20, B25, B37.3, B37.4, B85.3, B86) | <i>Other diseases with predominantly sexual transmission (A56, A59.o, A60.o, A60.1, A63, A64, B16, B20, B25, B37.3, B37.4, B85.3, B86)</i> |

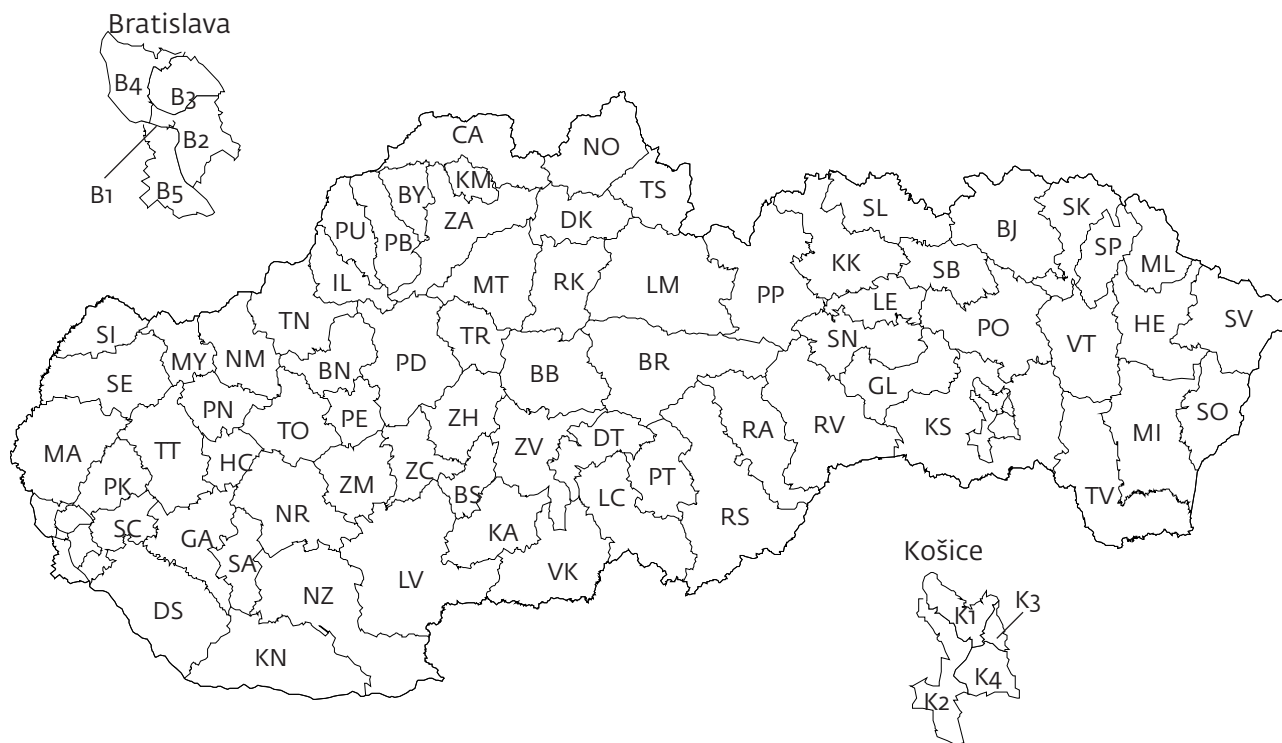
OZNAČENIE KRAJOV SR

CODES OF REGIONS SR

| | | |
|----|----------------------|-------------------------------|
| BL | Bratislavský kraj | <i>Bratislava region</i> |
| TA | Trnavský kraj | <i>Trnava region</i> |
| TC | Trenčiansky kraj | <i>Trenčín region</i> |
| NI | Nitriansky kraj | <i>Nitra region</i> |
| ZI | Žilinský kraj | <i>Žilina region</i> |
| BC | Banskobystrický kraj | <i>Banská Bystrica region</i> |
| PV | Prešovský kraj | <i>Prešov region</i> |
| KI | Košický kraj | <i>Košice region</i> |

SLOVENSKÁ REPUBLIKA – OKRESY

THE SLOVAK REPUBLIC – DISTRICTS



| | | | | | |
|----------------------------|----|-------------------------|----|------------------------|----|
| Bratislava I | B1 | Šaľa | SA | Humenné..... | HE |
| Bratislava II | B2 | Topoľčany | TO | Kežmarok..... | KK |
| Bratislava III | B3 | Zlaté Moravce | ZM | Levoča | LE |
| Bratislava IV | B4 | Bytča | BY | Medzilaborce | ML |
| Bratislava V | B5 | Čadca | CA | Poprad | PP |
| Malacky | MA | Dolný Kubín | DK | Prešov..... | PO |
| Pezinok..... | PK | Kysucké Nové Mesto..... | KM | Sabinov..... | SB |
| Senec..... | SC | Liptovský Mikuláš..... | LM | Snina | SV |
| Dunajská Streda | DS | Martin | MT | Stará Ľubovňa | SL |
| Galanta..... | GA | Námestovo | NO | Stropkov | SP |
| Hlohovec | HC | Ružomberok | RK | Svidník..... | SK |
| Piešťany..... | PN | Turčianske Teplice..... | TR | Vranov nad Topľou..... | VT |
| Senica | SE | Tvrdošín | TS | Gelnica | GL |
| Skalica | SI | Žilina | ZA | Košice I | K1 |
| Trnava | TT | Banská Bystrica | BB | Košice II | K2 |
| Bánovce nad Bebravou | BN | Banská Štiavnica | BS | Košice III | K3 |
| Ilava..... | IL | Brezno | BR | Košice IV | K4 |
| Myjava..... | MY | Detva..... | DT | Košice-okolie..... | KS |
| Nové Mesto nad Váhom..... | NM | Krupina..... | KA | Michalovce..... | MI |
| Partizánske | PE | Lučenec | LC | Rožňava..... | RV |
| Považská Bystrica | PB | Poltár | PT | Sobrance..... | SO |
| Prievidza | PD | Revúca..... | RA | Spišská Nová Ves | SN |
| Púchov..... | PU | Rimavská Sobota..... | RS | Trebišov | TV |
| Trenčín..... | TN | Veľký Krtíš..... | VK | | |
| Komárno..... | KN | Zvolen..... | ZV | | |
| Levice | LV | Žarnovica..... | ZC | | |
| Nitra | NR | Žiar nad Hronom | ZH | | |
| Nové Zámky | NZ | Bardejov | BJ | | |