

EDÍCIA ZDRAVOTNÍCKA ŠTATISTIKA

Drogová závislosť – liečba užívateľa drog v SR 2005

Drug Addiction –
Drug user treatment
in Slovak Republic in 2005

Ročník 2006
ZŠ-44/2006

Content

<i>Preface</i>	7
<i>Development of reported patients addicted to drugs according to sex and main groups of using primary drug</i>	10
<i>Development of reported patients addicted to drug according to sex and age groups</i>	13
<i>Development of reported patients addicted to drug (graph)</i>	13
<i>Development of reported patients addicted to drugs according to territory of permanent address</i>	16
<i>Patients addicted to drugs according to sex, branch and territory of health facility</i>	19
<i>Patients addicted to drugs according to sex, age groups and territory of permanent address*</i>	22
<i>Patients addicted to drugs according to sex, age groups and territory of health facility</i>	28
<i>Structure of patients addicted to drugs by main group of used primary drug (graph)</i>	34
<i>Patients addicted to drugs according to age group in 1995, 2000 and 2005 (graph)</i>	34
<i>Patients addicted to drugs according to sex and age group in 1995 (graph)</i>	35
<i>Patients addicted to drugs according to sex and age group in 2005 (graph)</i>	35
<i>Reported patients addicted to drugs per 100 000 inhabitants according to permanent address within year 1999 (map)</i>	36
<i>Reported patients addicted to drugs per 100 000 inhabitants according to permanent address within year 2005 (map)</i>	37
<i>Patients addicted to drugs according to sex, age groups and main groups of using primary drug in districts of health facility</i>	38
<i>Patients addicted to drugs according to administration way of using primary drug in districts of health facility</i>	56
<i>Group of using primary drug</i>	65
<i>Regions</i>	65
<i>The Slovak Republic – districts (map)</i>	66

Preface

The publication "Drug addiction – treatment of addicted" belongs to the edition of Health Statistics in the Slovak Republic which is published by National Health Information Centre (NHIC) Bratislava. In the publication there are basic overall information about profile and largeness of addicted population which searched health help on account of their problems with drug addiction in health establishments of sectors of Ministry of the Health of SR, Ministry of the Justice of SR, Ministry of the Transportation, Posts and Telecommunication of SR, Ministry of the Defense of SR, Ministry of the Interior of SR, and non-state health establishments. The numbers for SR without outside sectors establishments are presented in the survey till 1999.

There were 2 078 drug addicted patients treated in health facilities in 2005, including 9 foreigners. Proportion of males was 1 656 cases that represented 79,7 % and proportion of females was 422 cases what represented 20,3 %.

1 725 drug addicted including 4 foreigners were treated in health establishments of sector Ministry of the Health of SR and non-state health establishments. Proportion of males was 1 350 cases that represented 78,3 % and proportion of females was 375 cases what represented 21,7 %. In comparison with the year 2004 (1 826) the total number was decreased by 101 cases. There were 24 drug addicted patients treated in age group up to 14 years (20 boys and 4 girls) what represented 1,4 %. The most numerous group of treated addicted patients was the age group 20 – 24 (390 males and 106 females) what represented 28,8 %.

353 drug addicted which went on custody or execution of punishment of imprisonment were treated in health establishments belonging to Ministry of the Justice of SR. Proportion of males was 306 cases that represented 86,7 % and proportion of females was 47 cases what represented 13,3 %. In comparison with the year 2004 (434 cases) the total number was decreased by 81 cases. The most numerous group of treated addicted patients was the age group 25 – 29 (88 males and 17 females), what represented 29,7 %.

On the ground of rights protection of clients for low number of treated in health establishments of sectors Ministry of the Defense of SR, Ministry of the Interior of SR and Ministry of the Transportation, Posts and Telecommunication of SR is this number included in sector of Ministry of the Health of SR.

In the year 2005 heroin was dominantly used drug (902 cases) of drug addicted patients henceforward. It was used 43,4 % patients. 685 males and 217 women used heroin. Other the most frequently used drugs were stimulants of CNS (512 cases – 24,6 %), cannabis (400 cases – 19,2 %), volatile inhalants (161 cases – 7,7 %), hypnotics and sedatives (84 cases – 4,0 %). Proportion of other drugs was 19 cases what represented 0,9 %. From the aspect of drug administration the most frequent was intravenous application (921 cases – 44,3 %). This number is domain by heroin addicts (706 cases – 76,7 % from the total number of intravenous application of drug administration). Other most frequent usage of drugs was smoking (29,2 %), sniffing (15,7 %), eating and drinking (8,1 %) and other application (57 cases – 2,8 %).

Drug Addiction – Drug user treatment in Slovak Republic in 2005

The highest number of drug addicted patients comes from unemployed people namely 1 122 cases what represented 54,0 %.

According to the level of education on the first place are patients with elementary education (812 cases – 39,1 %), on the second place are patients with secondary school education without graduation (567 cases – 27,3 %), on the third place are patients with secondary school education with graduation (417 cases – 20,1 %), on the fourth place are patients without completed elementary education (110 cases – 5,3 %), on the five place are patients with bachelor and academic education (48 cases – 2,3 %) and last group is created by patients without report of education (124 cases – 6,0 %).

Remark:

In hoc that drug addicted patient is recorded only once in processing year and this selection was operated extra for sector of Ministry of the Health of SR and non-state health establishments, Ministry of the Justice of SR, Ministry of the Transportation, Posts and Telecommunication of SR, Ministry of the Defense of SR, it is not possible to sum number of drug addicted patients for particular sectors aggregate for the Slovak Republic.

VÝVOJ HLÁSENÝCH DROGOVO ZÁVISLÝCH PACIENTOV PODĽA POHLAVIA A HLAVNÝCH SKUPÍN UŽÍVANEJ PRIMÁRNEJ DROGY

DEVELOPMENT OF REPORTED PATIENTS ADDICTED TO DRUGS ACCORDING TO SEX AND MAIN GROUPS OF USING PRIMARY DRUG

Tabuľka 1

1/3

Rok Year	Spolu / Total							
	spolu total	v tom podľa hlavných skupín užívanej primárnej drogy including by main groups of using primary drug						
		heroín a ostatné druhy opiátových drog heroin and other opiates	kokaín, amfetamín a ostatné stimulátory kokain, amphetamine and other stimulants	hypnotiká a sedatíva hypnotics and sedatives	halucinogény hallucinogens	prchavé látky volatile inhalants	cannabis (konopa)	iné drogy other drugs

počet / number

1996	1 594	1 290	31	63	5	140	50	15
1997	2 074	1 657	39	109	10	165	76	18
1998	2 199	1 665	46	134	9	215	114	16
1999	2 236	1 753	52	82	5	190	145	9
2000	2 619	2 029	98	106	13	210	151	12
2001	2 559	1 944	152	89	7	175	184	8
2002	2 111	1 372	211	120	9	167	221	11
2003	2 136	1 107	395	122	11	183	299	19
2004	2 315	987	593	107	18	194	398	18
2005	2 078	902	512	84	6	161	400	13

na 100 000 obyvateľov / per 100 000 population

1996	29,7	24,0	0,6	1,2	0,1	2,6	0,9	0,3
1997	38,5	30,8	0,7	2,0	0,2	3,1	1,4	0,3
1998	40,8	30,9	0,9	2,5	0,2	4,0	2,1	0,3
1999	41,5	32,5	1,0	1,5	0,1	3,5	2,7	0,2
2000	48,5	37,6	1,8	2,0	0,2	3,9	2,8	0,2
2001	47,4	36,0	2,8	1,6	0,1	3,2	3,4	0,1
2002	39,1	25,4	3,9	2,2	0,2	3,1	4,1	0,2
2003	39,7	20,6	7,3	2,3	0,2	3,4	5,6	0,4
2004	43,0	18,3	11,0	2,0	0,3	3,6	7,4	0,3
2005 ¹⁾	38,6	16,8	9,5	1,6	0,1	3,0	7,4	0,2

VÝVOJ HLÁSENÝCH DROGOVO ZÁVISLÝCH PACIENTOV PODĽA POHLAVIA A HLAVNÝCH SKUPÍN UŽÍVANEJ PRIMÁRNEJ DROGY

DEVELOPMENT OF REPORTED PATIENTS ADDICTED TO DRUGS ACCORDING TO SEX AND MAIN GROUPS OF USING PRIMARY DRUG

Tabuľka 1

2/3

Rok Year	Muži / Males							
	spolu total	v tom podľa hlavných skupín užívanej primárnej drogy including by main groups of using primary drug						
		heroín a ostatné druhy opiátových drog heroin and other opiates	kokaín, amfetamín a ostatné stimulátory kokain, amphetamine and other stimulants	hypnotiká a sedatíva hypnotics and sedatives	halucinogény hallucinogens	prchavé látky volatile inhalants	cannabis (konopa)	iné drogy other drugs

počet / number

1996	1 229	984	24	39	2	132	41	7
1997	1 563	1 255	28	56	9	156	53	6
1998	1 629	1 199	35	76	7	195	106	11
1999	1 706	1 314	41	35	4	182	127	3
2000	2 077	1 601	77	59	11	192	131	6
2001	2 005	1 507	120	50	7	163	152	6
2002	1 657	1 056	169	68	7	154	195	8
2003	1 651	841	318	50	7	168	258	9
2004	1 833	747	477	44	16	181	356	12
2005	1 656	685	419	35	6	149	356	6

na 100 000 mužov / per 100 000 males

1996	47,0	37,6	0,9	1,5	0,1	5,1	1,6	0,3
1997	59,7	47,9	1,1	2,1	0,3	6,0	2,0	0,2
1998	62,1	45,7	1,3	2,9	0,3	7,4	4,0	0,4
1999	65,0	50,1	1,6	1,3	0,2	6,9	4,8	0,1
2000	79,1	61,0	2,9	2,3	0,4	7,3	5,0	0,2
2001	76,4	57,4	4,6	1,9	0,3	6,2	5,8	0,2
2002	63,1	40,2	6,4	2,6	0,3	5,9	7,4	0,3
2003	63,2	32,2	12,2	1,9	0,3	6,4	9,9	0,3
2004	70,2	28,6	18,3	1,7	0,6	6,9	13,6	0,5
2005 ¹⁾	63,4	26,2	16,0	1,3	0,2	5,7	13,6	0,2

VÝVOJ HLÁSENÝCH DROGOVO ZÁVISLÝCH PACIENTOV PODĽA POHLAVIA A HLAVNÝCH SKUPÍN UŽÍVANEJ PRIMÁRNEJ DROGY

DEVELOPMENT OF REPORTED PATIENTS ADDICTED TO DRUGS ACCORDING TO SEX AND MAIN GROUPS OF USING PRIMARY DRUG

Tabuľka 1

3/3

Rok Year	Ženy / Females							
	spolu total	v tom podľa hlavných skupín užívanej primárnej drogy including by main groups of using primary drug						
		heroín a ostatné druhy opiátových drog heroin and other opiates	kokaín, amfetamín a ostatné stimulátory kokain, amphetamine and other stimulants	hypnotiká a sedatíva hypnotics and sedatives	halucinogény hallucinogens	prchavé látky volatile inhalants	cannabis (konopa)	iné drogy other drugs

počet / number

1996	365	306	7	24	3	8	9	8
1997	511	402	11	53	1	9	23	12
1998	570	466	11	58	2	20	8	5
1999	530	439	11	47	1	8	18	6
2000	542	428	21	47	2	18	20	6
2001	554	437	32	39	–	12	32	2
2002	454	316	42	52	2	13	26	3
2003	485	266	77	72	4	15	41	10
2004	482	240	116	63	2	13	42	6
2005	422	217	93	49	–	12	44	7

na 100 000 žien / per 100 000 females

1996	13,2	11,1	0,3	0,9	0,1	0,3	0,3	0,3
1997	18,5	14,6	0,4	1,9	0,0	0,3	0,8	0,4
1998	20,6	16,8	0,4	2,1	0,1	0,7	0,3	0,2
1999	19,2	15,9	0,4	1,7	0,0	0,3	0,7	0,2
2000	19,5	15,4	0,8	1,7	0,1	0,7	0,7	0,2
2001	20,0	15,7	1,2	1,4	–	0,4	1,2	0,1
2002	16,4	11,4	1,5	1,9	0,1	0,5	0,9	0,1
2003	17,5	9,6	2,8	2,6	0,1	0,5	1,5	0,4
2004	17,5	8,7	4,2	2,3	0,1	0,5	1,5	0,2
2005 ¹⁾	15,2	7,8	3,4	1,8	–	0,4	1,6	0,3

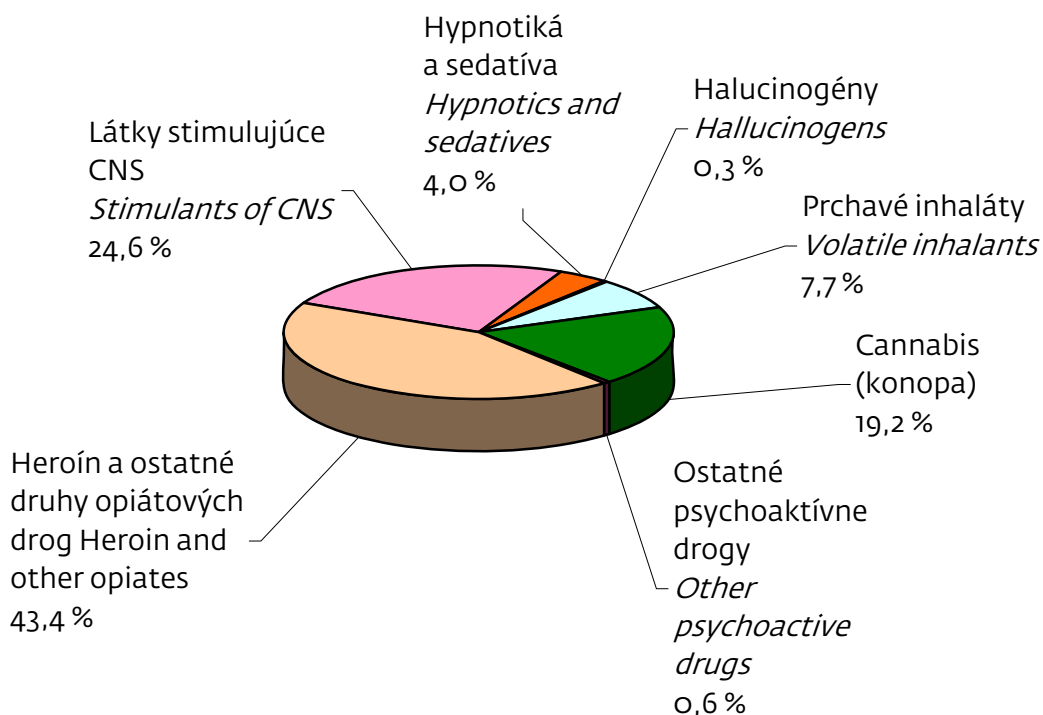
¹⁾ Ukazovatele sú prepočítané na počet obyvateľov v SR k 1. 7. 2004.

¹⁾ Indicators are adjusted with the number of inhabitants in SR dated 1. 7. 2004.

ŠTRUKTÚRA DROGOVO ZÁVISLÝCH PACIENTOV PODĽA HLAVNEJ SKUPINY UŽÍVANEJ PRIMÁRNEJ DROGY

STRUCTURE OF PATIENTS ADDICTED TO DRUGS BY MAIN GROUP OF USED PRIMARY DRUG

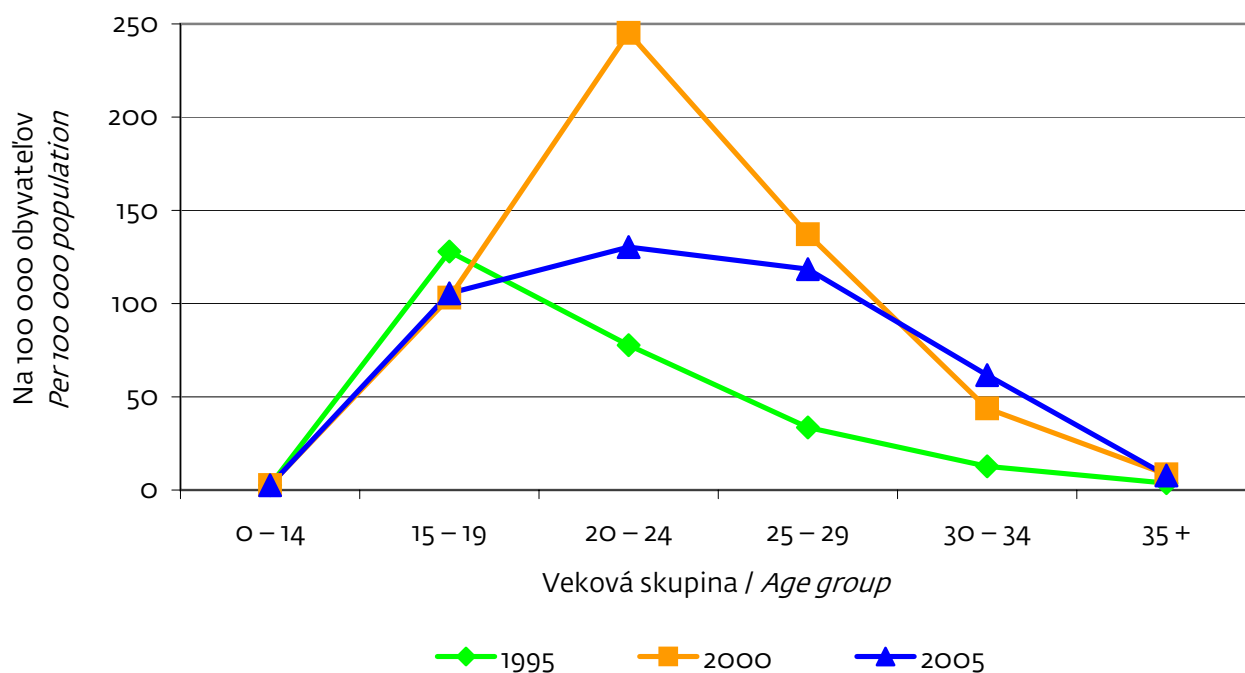
Graf 2



DROGOVO ZÁVISLÍ PACIENTI PODĽA VEKOVEJ SKUPINY V ROKOCH 1995, 2000 A 2005

PATIENTS ADDICTED TO DRUGS ACCORDING TO AGE GROUP IN 1995, 2000 AND 2005

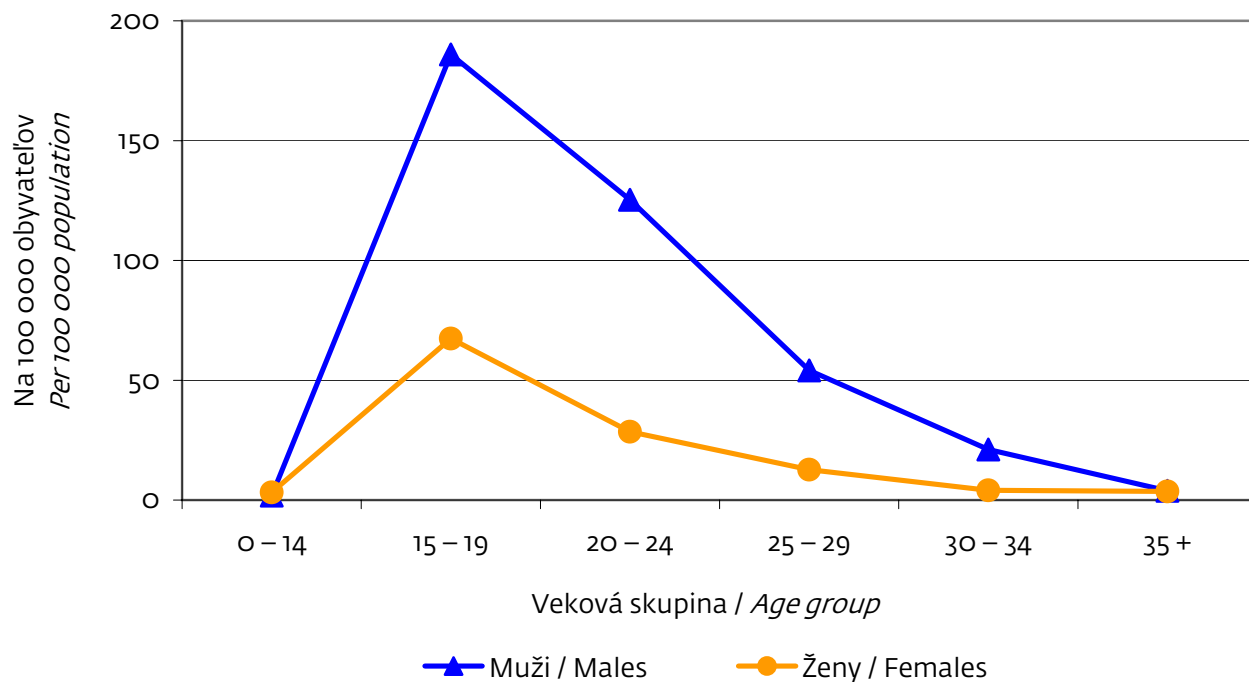
Graf 3



DROGOVO ZÁVISLÍ PACIENTI PODĽA POHLAVIA A VEKOVEJ SKUPINY V ROKU 1995

PATIENTS ADDICTED TO DRUGS ACCORDING TO SEX AND AGE GROUP IN 1995

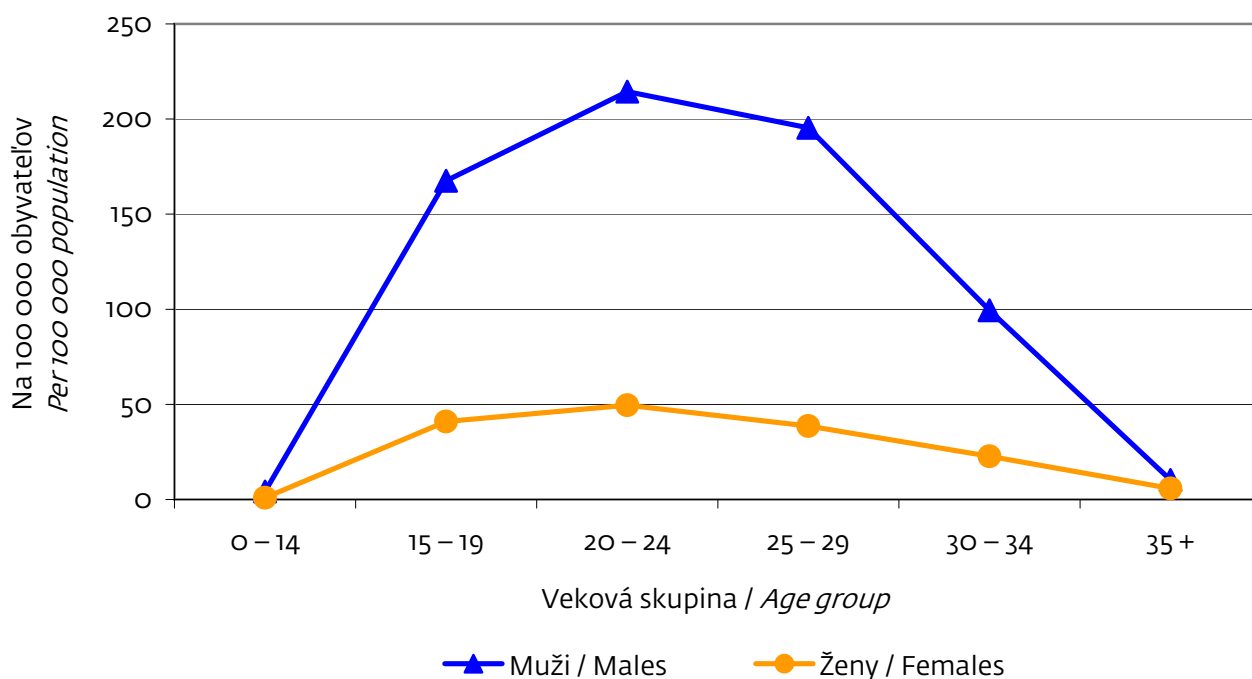
Graf 4



DROGOVO ZÁVISLÍ PACIENTI PODĽA POHLAVIA A VEKOVEJ SKUPINY V ROKU 2005

PATIENTS ADDICTED TO DRUGS ACCORDING TO SEX AND AGE GROUP IN 2005

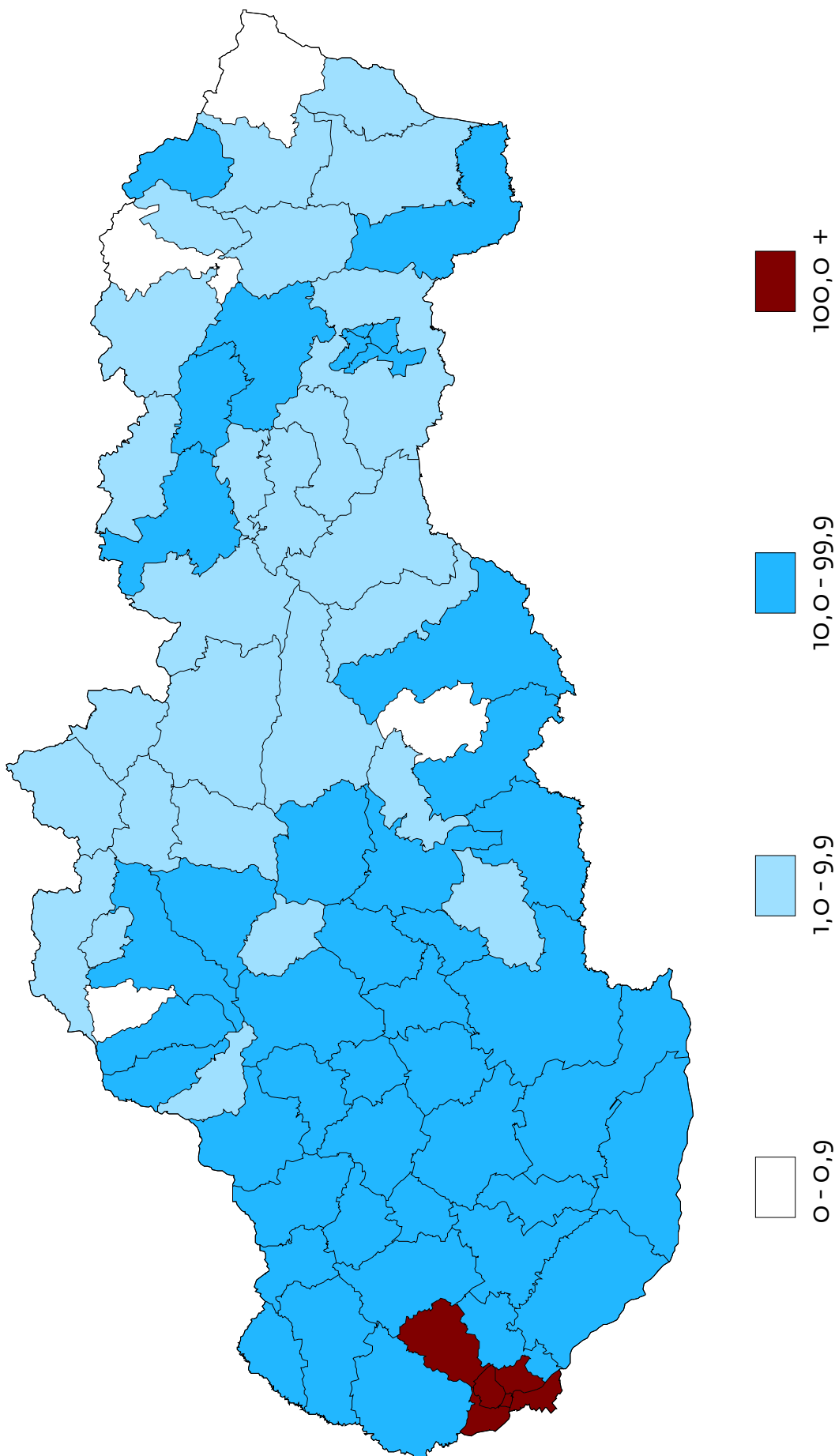
Graf 5



HĽÁSENÍ DROGOVO ZÁVISLÍ PACIENTI NA 100 000 OBYVATEĽOV PODĽA TRVALÉHO BYDLISKA V ROKU 1999

REPORTED PATIENTS ADDICTED TO DRUGS PER 100 000 INHABITANTS ACCORDING TO PERMANENT ADDRESS WITHIN YEAR 1999

Mapa 1



HĽÁSENÍ DROGOVO ZÁVISLÍ PACIENTI NA 100 000 OBYVATEĽOV PODĽA TRVALÉHO BYDLISKA V ROKU 2005

REPORTED PATIENTS ADDICTED TO DRUGS PER 100 000 INHABITANTS ACCORDING TO PERMANENT ADDRESS WITHIN YEAR 2005

Mapa 2

