

EDÍCIA ZDRAVOTNÍCKA ŠTATISTIKA

# Pohlavné choroby v SR 2005

Venereal Diseases  
in the Slovak Republic 2005



NÁRODNÉ  
CENTRUM  
ZDRAVOTNÍCKYCH  
INFORMÁCIÍ

EDÍCIA ZDRAVOTNÍCKA ŠTATISTIKA

# Pohlavné choroby v SR 2005

Venereal Diseases  
in the Slovak Republic 2005

Ročník 2006  
ZŠ-1/2006

© Národné centrum zdravotníckych informácií. Bratislava 2006

811 09 Bratislava  
Lazaretská 26

Tel.: 02/ 57 26 93 05  
Fax: 02/ 52 63 54 90  
E-mail: [info@nczisk.sk](mailto:info@nczisk.sk)  
Internet: [www.nczisk.sk](http://www.nczisk.sk)

## Obsah

|              |  |
|--------------|--|
|              | Úvod   |
| Tabuľka 1    | Vývoj počtu ochorení na pohlavné choroby   |
| Graf 1       | Vývoj počtu hlásených ochorení na syfilis a gonokokovú infekciu na 100 000 obyvateľov                                  |
| Graf 2       | Štruktúra hlásených pohlavných chorôb  |
| Graf 3       | Hlásené ochorenia na syfilis a gonokokovú infekciu podľa trvalého bydliska   |
| Tabuľka 2    | Hlásené ochorenia na syfilis a gonokokovú infekciu podľa trvalého bydliska v rokoch 2000 – 2005                        |
| Tabuľka 3    | Hlásené ochorenia na pohlavné choroby podľa veku   |
| Tabuľka 4    | Hlásené ochorenia na pohlavné choroby podľa diagnóz, pohlavia a druhu ochorenia  |
| Tabuľka 5    | Hlásené ochorenia na pohlavné choroby podľa diagnóz, pohlavia a druhu liečenia   |
| Tabuľka 6    | Hlásené ochorenia na pohlavné choroby podľa diagnóz, ekonomickej aktivity a pohlavia                                   |
| Tabuľka 7    | Hlásené ochorenia na pohlavné choroby podľa diagnóz, rodinného stavu a pohlavia  |
| Tabuľka 8    | Hlásené ochorenia na pohlavné choroby podľa vekových skupín, pohlavia a diagnóz (len s trvalým bydliskom v SR)         |
| Tabuľka 9    | Hlásené ochorenia na pohlavné choroby podľa vekových skupín, pohlavia a druhu ochorenia (len s trvalým bydliskom v SR) |
| Tabuľka 10   | Hlásené ochorenia na syfilis a gonokokovú infekciu podľa pohlavia a trvalého bydliska                                  |
| Tabuľka 11.1 | Hlásené ochorenia na pohlavné choroby podľa trvalého bydliska  |
| Tabuľka 11.2 | Hlásené ochorenia na pohlavné choroby podľa trvalého bydliska na 100 000 obyvateľov                                    |
| Tabuľka 12   | Hlásené ochorenia na syfilis podľa pohlavia a územia trvalého bydliska   |
| Tabuľka 13   | Hlásené ochorenia na gonokokovú infekciu podľa pohlavia a územia trvalého bydliska                                     |
| Graf 4       | Výskyt ochorení na syfilis podľa krajov  |
| Graf 5       | Výskyt ochorení na gonokokovú infekciu podľa krajov  |
| Mapa 1       | Hlásené ochorenia na syfilis podľa trvalého bydliska na 100 000 obyvateľov   |
| Mapa 2       | Hlásené ochorenia na gonokokovú infekciu podľa trvalého bydliska na 100 000 obyvateľov                                 |
| Mapa         | Slovenská republika – okresy   |

## Content

|            |   |
|------------|---|
|            | Introduction  |
| Table 1    | Development in reported diseases number of venereal diseases  |
| Graph 1    | Development in number of reported diseases of syphilis and gonococcal infection per 100 000 inhabitants                             |
| Graph 2    | Structure of reported venereal diseases   |
| Graph 3    | Reported diseases of syphilis and gonococcal infection according to permanent address   |
| Table 2    | Reported diseases of syphilis and gonococcal infection according to permanent address within years 2000 – 2005                      |
| Table 3    | Reported affections of venereal diseases according to age   |
| Table 4    | Reported affections of venereal diseases according to diagnoses, sex and type of affection  |
| Table 5    | Reported affections of venereal diseases according to diagnoses, sex and type of treatment  |
| Table 6    | Reported affections of venereal diseases according to diagnoses, economic activity and sex  |
| Table 7    | Reported affections of venereal diseases according to diagnoses, marital status and sex   |
| Table 8    | Reported affections of venereal diseases according to age groups, sex and diagnoses (only with permanent address in the SR)         |
| Table 9    | Reported affections of venereal diseases according to age groups, sex and type of affection (only with permanent address in the SR) |
| Table 10   | Reported affections of syphilis and gonococcal infection according to sex and permanent address                                     |
| Table 11.1 | Reported affections of venereal diseases according to permanent address   |
| Table 11.2 | Reported affections of venereal diseases according to permanent address per 100 000 inhabitants                                     |
| Table 12   | Reported diseases of syphilis according to sex and territory of permanent address   |
| Table 13   | Reported diseases of gonococcal infection according to sex and territory of permanent address                                       |
| Graph 4    | Incidence of syphilis diseases according to regions   |
| Graph 5    | Incidence of gonococcal infection diseases according to regions   |
| Map 1      | Reported diseases of syphilis according to permanent address per 100 000 inhabitants  |
| Map 2      | Reported diseases of gonococcal infection according to permanent address per 100 000 inhabitants                                    |
| Map        | The Slovak Republic – districts   |

## Úvod

Publikácia Pohlavné choroby patrí do edície Zdravotnícka štatistika. Obsahuje údaje o pohlavných chorobách prenosných sexuálnym stykom – syfilis, gonokoková infekcia, chlamýdiový lymfогranulóm, mäkký vred a iné prevažne sexuálne prenosné choroby (dg A56, A59.0, A60.0, A60.1, A63, A64, B16, B20, B25, B37.3, B37.4, B85.3, B86). V publikácii je zaznamenaný ich priebeh, prvý výskyt, recidíva, reinfekcia, chronicita, členených podľa pohlavia, vekových skupín, rodinného stavu, ekonomickej aktivity, územia trvalého bydliska pacienta a územia zistenia pohlavnej choroby.

Podkladom na spracovanie štatistických údajov obsiahnutých v predkladanej publikácii je formulár *Hlásenie pohlavnej choroby Z* (MZ SR) 8-12. Hlásenie pohlavnej choroby zasielajú dermatovenerologické oddelenia zdravotníckych zariadení, ktoré poskytujú zdravotnú starostlivosť chorým na pohlavnú chorobu podľa Záväzného opatrenia proti pohlavným chorobám (Smernice MZ SR registrované v Zbierke zákonov, čiastka 51 z 29. decembra 1968).

Publikácia obsahuje vývojové rady hlásených pohlavných ochorení za roky 1960 – 2005 v SR a hlásené ochorenia na syfilis a gonokokovú infekciu podľa krajov a okresov za roky 2000 – 2005.

Tabuľky č. 1, 2, 8, 9, 10, 11.1, 11.2, 12, 13 poskytujú údaje o pohlavných ochoreniach len za občanov s trvalým pobytom v SR. V tabuľkách č. 3, 4, 5, 6 a 7 sú údaje o pohlavných ochoreniach v SR vrátane cudzincov.

V roku 2005 bolo v Slovenskej republike hlásených 772 ochorení na pohlavné choroby vrátane príslušníkov armády, MV a cudzincov, čo je oproti roku 2004 pokles o 7 prípadov, t.j. o 0,99 %. Na tomto počte sa podieľali muži 423 prípadmi, čo činí 54,8 % a ženy 349 prípadmi, čo činí 45,2 %.

S diagnózou syfilis bolo diagnostikovaných 177 prípadov vrátane príslušníkov armády, MV a cudzincov. Je to pokles oproti roku 2004 o 13,2 % (o 27 prípadov). Cudzinci sa podieľali 9 prípadmi na tomto ochorení.

Najvyšší výskyt syfilisu bol zaznamenaný u mužov s trvalým bydliskom v SR vo vekovej skupine 25 – 34 rokov (30 prípadov) a u žien vo vekovej skupine 15 – 24 rokov (32 prípadov).

Počet hlásených ochorení na gonokokovú infekciu predstavuje v Slovenskej republike 109 prípadov, čo je oproti roku 2004 pokles o 19 prípadov, t. j. o 14,8 %. Gonokoková infekcia tvorila 14,1 % zo všetkých hlásených pohlavných ochorení.

Výskyt gonokokovej infekcie bol u mužov vyšší o 57 prípadov ako u žien. Najvyšší výskyt gonokokovej infekcie bol zaznamenaný u mužov s trvalým bydliskom vo vekovej skupine 25 – 34 rokov (39 prípadov) a u žien vo vekovej skupine 15 – 24 rokov (11 prípadov).

Iných prevažne sexuálne prenosných chorôb bolo v Slovenskej republike v roku 2005 486 prípadov, ochorenia na chlamýdiový lymfогranulóm neboli hlásené.

## Introduction

*Venereal Diseases is a sectional publication published by Health Statistics Edition. This publication contains an information on sexually transmitted venereal diseases – syphilis, gonococcal infection, chlamydial lymphogranuloma, soft sore, and other STD (dg A56, A59.0, A60.0, A60.1, A63, A64, B16, B20, B25, B37.3, B37.4, B85.3, B86) according to the type. It records the first occurrence in life, recurrence, reinfection, chronicity, sorted by sex, age groups, marital status, economic activity, territorial distribution of patient´s residence and territorial occurrence of the venereal disease.*

*Statistical data are processed on the Report on Venereal Diseases Z (MZ SR) 8 – 12. Report on Venereal Diseases is submitted by dermatovenerological departments of health care establishments, which provide health care services to patients with venereal diseases in accordance with the Obligatory Order against Venereal Diseases (Regulation of the MoH SR lined out in the Act, part 51 of the December 29, 1968).*

*This publication contains reported flowcharts on venereal diseases in years 1960 – 2005 in the Slovak Republic and reports syphilis and gonococcal infection in district and county breakdown of the years 2000 – 2005.*

*Tables No. 1, 2, 8, 9, 10, 11.1, 11.2, 12, 13 contain data only on patients with venereal diseases and with permanent residence in the Slovak Republic. Tables No. 3, 4, 5, 6 and 7 contain data on venereal diseases in the Slovak Republic including foreigners.*

*In the year 2005 there were 772 cases of venereal diseases reported including members of military forces, Ministry of Interior and foreigners. That is decrease by 7 cases, i. e. by 0,99 %. In the split 423 men (54,8 %) and 349 women (45,2 %).*

*There were 177 cases of syphilis diagnosed including members of military forces, Ministry of Interior and foreigners. That is decrease by 13,2 % (27 cases) compared with the year 2004. The highest occurrence of syphilis was observed in males with permanent residence in the Slovak Republic in the age group 25 – 34 (30 cases) and in females in the age group 15 – 24 (32 cases).*

*109 cases represented the number of reported cases of gonococcal infection in the Slovak Republic which is a decrease by 14,8 % (19 cases) compared with the year 2004. Gonococcal infection represents 14,1 % of all reported venereal diseases.*

*The occurrence of gonococcal infection was higher in males by 57 cases than in females. The highest occurrence of gonococcal infection was observed in males with permanent residence in the age group 25 – 34 (39 cases) and in females age group 15 – 24 (11 cases).*

*There were 486 cases of the mostly sexually transmitted diseases reported in the year 2005. No case of the chlamydial lymphogranuloma was reported.*

## VYSVETLENIE SYMBOLOV

### CLARIFICATION OF SYMBOLS

|                               |             |  |  |
|-------------------------------|-------------|--|--|
| Ležatá čiarka<br>MACRON       | (–)         | v tabuľke na mieste čísla znamená, že sa jav nevyskytoval                          | <i>in the place of a number denotes that the phenomenon did not occur</i>                          |
| Nula<br>Zero                  | (0,0; 0,00) | znamená viac ako nulu, ale menej ako najmenšiu jednotku vyjadriteľnú v tabuľke     | <i>denotes the magnitude more than zero but less than the least unit expressible in the table</i>  |
| Bodka<br>Dot                  | (.)         | na mieste čísla znamená, že údaj nie je k dispozícii alebo je nespoľahlivý         | <i>in the place of a number denotes that figure is not available or reliable</i>                   |
| Ležatý križik<br>Cross italic | (x)         | znamená, že zápis nie je možný z logických dôvodov                                 | <i>means that the entry is not possible for logical reasons</i>                                    |
| Znak zlomu<br>Break symbol    | (↯)         | znamená prerušenie porovnateľnosti časového radu z metodických alebo iných dôvodov | <i>means that the comparability of data series is cut off due to methodology or another reason</i> |



## VÝVOJ POČTU OCHORENÍ NA POHLAVNÉ CHOROBY

DEVELOPMENT IN REPORTED DISEASES NUMBER OF VENEREAL DISEASES

Tabuľka 1

1/2

| Rok<br>Year | Počet hlásených pohlavných ochorení / Number of reported venereal diseases |   |  |  |  |   |  |  |
|-------------|--|---|--|--|--|---|--|--|
|             | syfilis<br><i>sypphilis</i>  | gonokoková<br>infekcia<br><i>gonococcal</i><br><i>infection</i> | chlamýdiový<br>lymfogranu-<br>lóm a mäkký<br>vred<br><i>chlamydia</i><br><i>lymphogran-<br/>nuloma and</i><br><i>soft sore</i> | iné prevažne<br>sexuálne<br>prenosné<br>choroby<br><i>other mainly</i><br><i>sexual</i><br><i>transmitted</i><br><i>diseases</i> | na 100 000 obyvateľov / per 100 000 population |   |  |  |
|             |  |   |  |  | syfilis<br><i>sypphilis</i>                    | gonokoková<br>infekcia<br><i>gonococcal</i><br><i>infection</i> | chlamýdiový<br>lymfogranu-<br>lóm a mäkký<br>vred<br><i>chlamydia</i><br><i>lymphogran-<br/>nuloma and</i><br><i>soft sore</i> | iné prevažne<br>sexuálne<br>prenosné<br>choroby<br><i>other mainly</i><br><i>sexual</i><br><i>transmitted</i><br><i>diseases</i> |
| 1960        | 391  | 488   | –  | .  | 9,8  | 12,2  | –  | .  |
| 1961        | 313  | 423   | –  | .  | 7,5  | 12,2  | –  | .  |
| 1962        | 309  | 456   | –  | .  | 7,3  | 10,8  | –  | .  |
| 1963        | 264  | 640   | –  | .  | 6,2  | 22,4  | –  | .  |
| 1964        | 210  | 970   | –  | .  | 4,9  | 22,4  | –  | .  |
| 1965        | 217  | 1160  | 1  | .  | 5,0  | 26,5  | 0,0  | .  |
| 1966        | 211  | 1585  | 1  | .  | 4,8  | 35,9  | 0,0  | .  |
| 1967        | 235  | 2 026   | –  | .  | 5,3  | 49,5  | –  | .  |
| 1968        | 234  | 2 806   | –  | .  | 5,2  | 62,5  | –  | .  |
| 1969        | 194  | 3 398   | –  | .  | 4,3  | 75,2  | –  | .  |
| 1970        | 256  | 3 372   | –  | .  | 5,7  | 74,5  | –  | .  |
| 1971        | 293  | 3 197   | –  | .  | 6,4  | 70,0  | –  | .  |
| 1972        | 508  | 2 981   | 1  | .  | 11,0   | 64,8  | 0,0  | .  |
| 1973        | 538  | 2 843   | –  | .  | 11,6   | 61,2  | –  | .  |
| 1974        | 340  | 3 089   | –  | .  | 7,2  | 65,8  | –  | .  |
| 1975        | 293  | 3 042   | –  | .  | 6,2  | 64,2  | –  | .  |
| 1976        | 261  | 3 725   | –  | .  | 5,4  | 56,9  | –  | .  |
| 1977        | 168  | 2 673   | –  | .  | 3,5  | 55,2  | –  | .  |
| 1978        | 141  | 2 755   | –  | .  | 2,9  | 56,3  | –  | .  |
| 1979        | 95   | 2 927   | –  | .  | 1,9  | 59,2  | –  | .  |
| 1980        | 149  | 3 168   | 1  | .  | 3,0  | 63,6  | 0,0  | .  |
| 1981        | 127  | 3 370   | –  | .  | 2,5  | 67,2  | –  | .  |
| 1982        | 84   | 3 363   | –  | .  | 1,7  | 66,5  | –  | .  |
| 1983        | 69   | 3 201   | –  | .  | 1,4  | 62,9  | –  | .  |
| 1984        | 103  | 2 618   | –  | .  | 2,0  | 51,1  | –  | .  |
| 1985        | 66   | 2 778   | 1  | .  | 1,3  | 53,8  | 0,0  | .  |
| 1986        | 82   | 2 590   | 1  | .  | 1,6  | 49,9  | 0,0  | .  |
| 1987        | 92   | 2 145   | 1  | .  | 1,8  | 41,1  | 0,0  | .  |
| 1988        | 92   | 1 855   | 1  | .  | 1,7  | 35,3  | 0,0  | .  |
| 1989        | 50   | 1 606   | –  | .  | 1,0  | 30,4  | –  | .  |
| 1990        | 32   | 1 980   | 1  | .  | 0,6  | 37,5  | 0,0  | .  |
| 1991        | 42   | 1 982   | –  | .  | 0,8  | 37,5  | –  | .  |
| 1992        | 114  | 1 850   | –  | .  | 2,2  | 34,5  | –  | .  |

**VÝVOJ POČTU OCHORENÍ NA POHLAVNÉ CHOROBY**

DEVELOPMENT IN REPORTED DISEASES NUMBER OF VENEREAL DISEASES

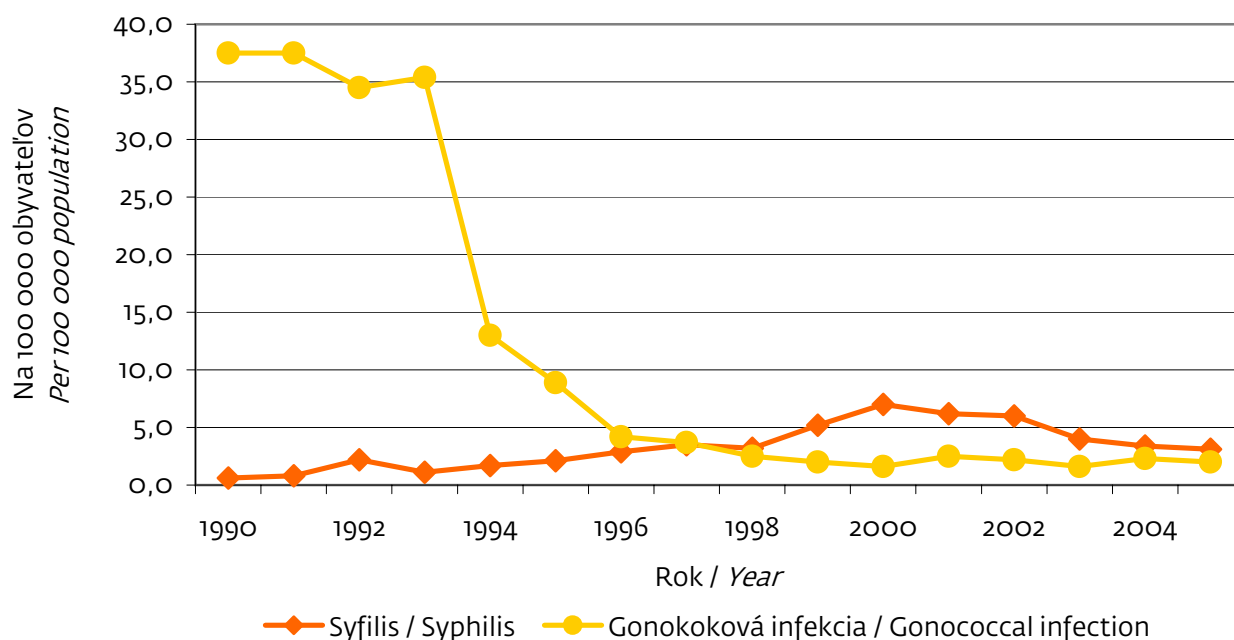
Tabuľka 1  
2/2

| Rok<br>Year | Počet hlásených pohlavných ochorení / Number of reported venereal diseases |   |  |  |  |   |  |  |
|-------------|--|---|--|--|--|---|--|--|
|             | syfilis<br><i>sypilis</i>  | gonokoková<br>infekcia<br><i>gonococcal<br/>infection</i> | chlamýdiový<br>lymfogranu-<br>lóm a mäkký<br>vred<br><i>chlamydia<br/>lymphogran-<br/>nuloma and<br/>soft sore</i> | iné prevažne<br>sexuálne<br>prenosné<br>choroby<br><i>other mainly<br/>sexual<br/>transmitted<br/>diseases</i> | na 100 000 obyvateľov / per 100 000 population |   |  |  |
|             |  |   |  |  | syfilis<br><i>sypilis</i>                      | gonokoková<br>infekcia<br><i>gonococcal<br/>infection</i> | chlamýdiový<br>lymfogranu-<br>lóm a mäkký<br>vred<br><i>chlamydia<br/>lymphogran-<br/>nuloma and<br/>soft sore</i> | iné prevažne<br>sexuálne<br>prenosné<br>choroby<br><i>other mainly<br/>sexual<br/>transmitted<br/>diseases</i> |
| 1993        | 58   | 1 347   | –  | .  | 1,1  | 35,4  | –  | .  |
| 1994        | 89   | 694   | 1  | 427  | 1,7  | 13,0  | 0,0  | 8,0  |
| 1995        | 114  | 476   | –  | 409  | 2,1  | 8,9   | –  | 7,6  |
| 1996        | 154  | 224   | –  | 320  | 2,9  | 4,2   | –  | 6,0  |
| 1997        | 191  | 197   | 1  | 378  | 3,5  | 3,7   | 0,0  | 7,0  |
| 1998        | 171  | 137   | 1  | 444  | 3,2  | 2,5   | 0,0  | 8,2  |
| 1999        | 279  | 108   | –  | 346  | 5,2  | 2,0   | –  | 6,4  |
| 2000        | 384  | 85  | –  | 320  | 7,0  | 1,6   | –  | 5,9  |
| 2001        | 356  | 139   | 4  | 334  | 6,2  | 2,5   | –  | 6,1  |
| 2002        | 323  | 118   | 2  | 365  | 6,0  | 2,2   | 0,0  | 6,8  |
| 2003        | 230  | 84  | 3  | 360  | 4,0  | 1,6   | 0,0  | 6,6  |
| 2004        | 204  | 128   | 3  | 444  | 3,4  | 2,3   | 0,1  | 8,2  |
| 2005        | 168  | 109   | –  | 486  | 3,1  | 2,0   | –  | 9,0  |

**VÝVOJ POČTU HLÁSENÝCH OCHORENÍ NA SYFILIS A GONOKOKOVÚ INFEKCIU NA 100 000 OBYVATEĽOV**

DEVELOPMENT IN NUMBER OF REPORTED DISEASES OF SYPHILIS AND GONOCOCCAL INFECTION PER 100 000 INHABITANTS

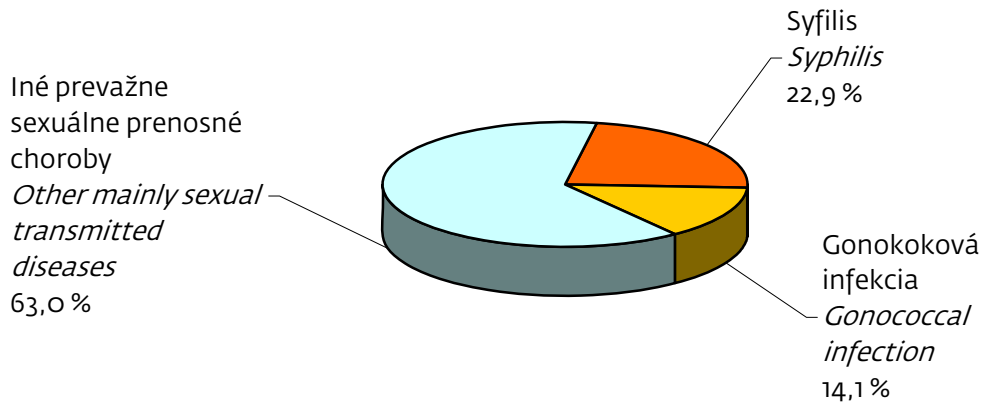
Graf 1



**ŠTRUKTÚRA HLÁSENÝCH POHLAVNÝCH CHORÔB**

STRUCTURE OF REPORTED VENEREAL DISEASES

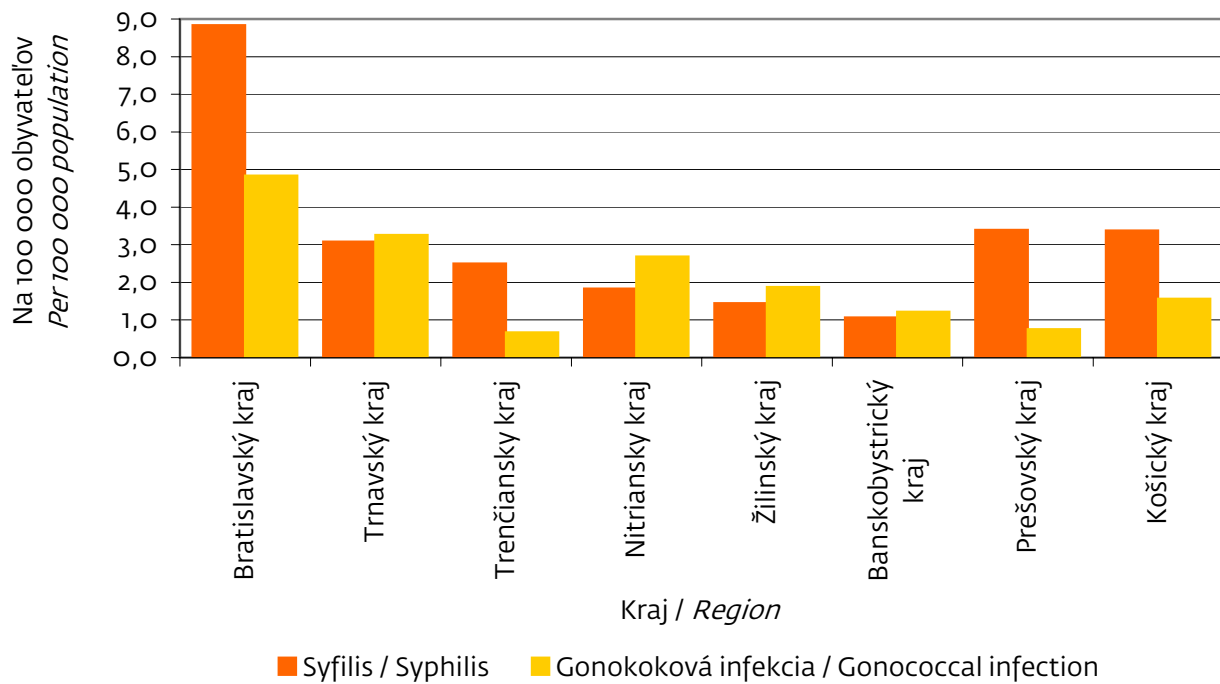
Graf 2



**HLÁSENÉ OCHORENIA NA SYFILIS A GONOKOKOVÚ INFEKCIU PODĽA TRVALÉHO BYDLISKA**

REPORTED DISEASES OF SYPHILIS AND GONOCOCCAL INFECTION ACCORDING TO PERMANENT ADDRESS

Graf 3





**HLÁSENÉ OCHORENIA NA SYFILIS A GONOKOKOVÚ INFEKCIU PODĽA TRVALÉHO BYDLISKA V ROKOCH 2000 – 2005**

REPORTED DISEASES OF SYPHILIS AND GONOCOCCAL INFECTION ACCORDING TO PERMANENT ADDRESS WITHIN YEARS 2000 – 2005

Tabuľka 2

2/2

| Territory                   | Syphilis  |           |           |           |           |           | Gonococcal infection |           |           |           |           |           |
|-----------------------------|-----------|-----------|-----------|-----------|-----------|-----------|----------------------|-----------|-----------|-----------|-----------|-----------|
|                             | 2000      | 2001      | 2002      | 2003      | 2004      | 2005      | 2000                 | 2001      | 2002      | 2003      | 2004      | 2005      |
| Ružomberok                  | –         | 2         | 1         | –         | –         | –         | –                    | –         | –         | –         | –         | –         |
| Turčianske Teplice          | –         | –         | –         | 1         | –         | –         | –                    | –         | –         | –         | –         | –         |
| Tvrdošín                    | –         | –         | –         | –         | –         | –         | –                    | –         | –         | –         | –         | –         |
| Žilina                      | 2         | 3         | –         | 1         | 4         | 6         | –                    | 1         | 1         | –         | 10        | 7         |
| <b>Banskobystrický kraj</b> | <b>11</b> | <b>20</b> | <b>18</b> | <b>6</b>  | <b>5</b>  | <b>7</b>  | <b>10</b>            | <b>15</b> | <b>12</b> | <b>7</b>  | <b>14</b> | <b>8</b>  |
| Banská Bystrica             | –         | 3         | 3         | 2         | 2         | 1         | –                    | 4         | 2         | –         | 2         | –         |
| Banská Štiavnica            | –         | 1         | –         | –         | –         | –         | –                    | 1         | –         | –         | –         | –         |
| Brezno                      | 1         | 2         | –         | –         | 1         | –         | –                    | –         | –         | 1         | –         | –         |
| Detva                       | 2         | –         | –         | –         | –         | –         | 1                    | 1         | –         | 1         | 1         | –         |
| Krupina                     | –         | 1         | –         | –         | –         | –         | –                    | –         | –         | –         | –         | –         |
| Lučenec                     | 5         | 6         | 7         | 2         | 2         | –         | 1                    | 2         | –         | 3         | 3         | –         |
| Poltár                      | –         | –         | 3         | 1         | –         | –         | –                    | –         | 1         | –         | –         | –         |
| Revúca                      | –         | 2         | –         | –         | –         | –         | 2                    | 4         | 1         | –         | –         | –         |
| Rimavská Sobota             | 1         | 1         | 3         | –         | –         | 3         | 4                    | –         | 6         | –         | 2         | 2         |
| Veľký Krtíš                 | 1         | –         | 1         | –         | –         | –         | –                    | –         | 1         | –         | –         | 3         |
| Zvolen                      | –         | 1         | 1         | 1         | –         | 3         | 1                    | 1         | 1         | 2         | 3         | 1         |
| Žarnovica                   | 1         | 1         | –         | –         | –         | –         | –                    | –         | –         | –         | –         | –         |
| Žiar nad Hronom             | –         | 2         | –         | –         | –         | –         | 1                    | 2         | –         | –         | 3         | 2         |
| <b>Prešovský kraj</b>       | <b>26</b> | <b>21</b> | <b>29</b> | <b>13</b> | <b>8</b>  | <b>27</b> | <b>9</b>             | <b>14</b> | <b>9</b>  | <b>4</b>  | <b>1</b>  | <b>6</b>  |
| Bardejov                    | –         | 3         | –         | –         | –         | –         | –                    | 1         | 1         | –         | –         | –         |
| Humenné                     | 2         | –         | 4         | –         | 2         | 10        | 1                    | –         | –         | –         | –         | 1         |
| Kežmarok                    | –         | 2         | 3         | –         | 1         | 1         | –                    | 2         | 1         | –         | –         | –         |
| Levoča                      | 2         | –         | 3         | –         | –         | –         | –                    | –         | –         | –         | –         | –         |
| Medzilaborce                | –         | –         | –         | 1         | –         | 1         | –                    | –         | –         | –         | –         | –         |
| Poprad                      | 3         | 4         | 7         | –         | –         | –         | –                    | –         | 1         | –         | –         | –         |
| Prešov                      | 4         | 4         | 4         | 1         | 2         | 7         | 3                    | 2         | –         | –         | –         | 1         |
| Sabinov                     | 1         | –         | 2         | 1         | –         | –         | –                    | –         | –         | –         | –         | –         |
| Snina                       | –         | –         | –         | –         | 1         | 2         | –                    | –         | –         | –         | –         | 1         |
| Stará Ľubovňa               | 1         | –         | –         | –         | –         | –         | –                    | 1         | 1         | 1         | –         | –         |
| Stropkov                    | –         | –         | –         | –         | –         | –         | –                    | 3         | 1         | –         | –         | –         |
| Svidník                     | 6         | 3         | –         | 1         | –         | 1         | –                    | 3         | 1         | –         | –         | –         |
| Vranov nad Topľou           | 7         | 5         | 6         | 9         | 2         | 5         | 5                    | 2         | 3         | 3         | 1         | 3         |
| <b>Košický kraj</b>         | <b>17</b> | <b>13</b> | <b>79</b> | <b>62</b> | <b>61</b> | <b>26</b> | <b>3</b>             | <b>1</b>  | <b>8</b>  | <b>14</b> | <b>22</b> | <b>12</b> |
| Gelnica                     | 3         | –         | 2         | –         | 1         | –         | –                    | –         | –         | –         | –         | –         |
| Košice I                    | –         | 1         | 4         | 1         | 7         | –         | –                    | –         | 1         | –         | 2         | –         |
| Košice II                   | 1         | –         | 1         | 1         | 1         | 1         | –                    | –         | –         | –         | –         | 1         |
| Košice III                  | –         | –         | 1         | –         | 2         | –         | –                    | –         | –         | –         | 2         | –         |
| Košice IV                   | 3         | –         | 2         | –         | 2         | –         | –                    | –         | 1         | –         | 3         | –         |
| Košice-okolie               | 1         | 2         | 4         | 4         | –         | 1         | –                    | 1         | 1         | –         | 1         | 3         |
| Michalovce                  | –         | 5         | 4         | 4         | 13        | 4         | –                    | –         | –         | 8         | 5         | 3         |
| Rožňava                     | 2         | –         | 1         | 1         | 3         | 1         | –                    | –         | –         | 3         | 2         | –         |
| Sobrance                    | –         | –         | 1         | –         | 1         | 3         | –                    | –         | –         | –         | 1         | –         |
| Spišská Nová Ves            | 1         | –         | 3         | 16        | 3         | –         | 3                    | –         | 1         | 2         | 1         | –         |
| Trebišov                    | 6         | 5         | 56        | 35        | 28        | 16        | –                    | –         | 4         | 1         | 5         | 5         |

**HLÁSENÉ OCHORENIA NA POHLAVNÉ CHOROBY PODĽA VEKU**

REPORTED AFFECTIONS OF VENEREAL DISEASES ACCORDING TO AGE

Tabuľka 3

| Vek<br>Age             | Syfílís / <i>Syphilis</i> |                              |                        |                        |   | Gonokoková<br>infekcia<br><i>Gonococcal<br/>infection</i> | Chlamý-<br>diový<br>lymfo-<br>granulóm<br><i>Chlamydia<br/>lymphogran-<br/>uloma</i> | Mäkký<br>vred<br><i>Soft<br/>sore</i> | Iné<br>prevažne<br>sexuálne<br>prenosné<br>choroby<br><i>Other<br/>mainly<br/>sexual<br/>transmitted<br/>diseases</i> |
|------------------------|---------------------------|------------------------------|------------------------|------------------------|---|---|--|---------------------------------------|---|
|                        | spolu<br><i>total</i>     | v tom / <i>including</i>     |                        |                        |   |   |  |                                       |   |
|                        |                           | vrodený<br><i>congenital</i> | včasný<br><i>early</i> | neskorý<br><i>late</i> | iný a nešpe-<br>cifikovaný<br><i>other and non-<br/>specified</i> |   |  |                                       |   |
| <b>Spolu<br/>Total</b> | <b>177</b>                | <b>–</b>                     | <b>102</b>             | <b>23</b>              | <b>52</b>   | <b>109</b>  | <b>–</b>   | <b>–</b>                              | <b>486</b>  |
| 0                      | –                         | –                            | –                      | –                      | –   | –   | –  | –                                     | –   |
| 1                      | –                         | –                            | –                      | –                      | –   | –   | –  | –                                     | 1   |
| 2                      | 1                         | –                            | 1                      | –                      | –   | –   | –  | –                                     | 1   |
| 3                      | –                         | –                            | –                      | –                      | –   | –   | –  | –                                     | 1   |
| 4                      | –                         | –                            | –                      | –                      | –   | –   | –  | –                                     | –   |
| 5                      | –                         | –                            | –                      | –                      | –   | –   | –  | –                                     | 3   |
| 6                      | –                         | –                            | –                      | –                      | –   | –   | –  | –                                     | 2   |
| 7                      | –                         | –                            | –                      | –                      | –   | –   | –  | –                                     | 3   |
| 8                      | –                         | –                            | –                      | –                      | –   | –   | –  | –                                     | 1   |
| 9                      | –                         | –                            | –                      | –                      | –   | –   | –  | –                                     | 1   |
| 10                     | –                         | –                            | –                      | –                      | –   | –   | –  | –                                     | 1   |
| 11                     | –                         | –                            | –                      | –                      | –   | –   | –  | –                                     | 1   |
| 12                     | –                         | –                            | –                      | –                      | –   | –   | –  | –                                     | 2   |
| 13                     | 1                         | –                            | 1                      | –                      | –   | –   | –  | –                                     | 4   |
| 14                     | 2                         | –                            | 2                      | –                      | –   | –   | –  | –                                     | 1   |
| 15                     | –                         | –                            | –                      | –                      | –   | –   | –  | –                                     | 2   |
| 16                     | 4                         | –                            | 4                      | –                      | –   | 2   | –  | –                                     | 2   |
| 17                     | 3                         | –                            | 3                      | –                      | –   | 1   | –  | –                                     | 6   |
| 18                     | 3                         | –                            | 3                      | –                      | –   | 7   | –  | –                                     | 15  |
| 19                     | 8                         | –                            | 5                      | –                      | 3   | 5   | –  | –                                     | 13  |
| 20                     | 2                         | –                            | 1                      | –                      | 1   | 1   | –  | –                                     | 16  |
| 21                     | 10                        | –                            | 7                      | 1                      | 2   | 5   | –  | –                                     | 16  |
| 22                     | 7                         | –                            | 6                      | –                      | 1   | 9   | –  | –                                     | 20  |
| 23                     | 6                         | –                            | 3                      | –                      | 3   | 6   | –  | –                                     | 15  |
| 24                     | 7                         | –                            | 2                      | 1                      | 4   | 2   | –  | –                                     | 27  |
| 25                     | 4                         | –                            | 4                      | –                      | –   | 5   | –  | –                                     | 18  |
| 26                     | 11                        | –                            | 6                      | 1                      | 4   | 5   | –  | –                                     | 20  |
| 27                     | 8                         | –                            | 5                      | 2                      | 1   | 5   | –  | –                                     | 19  |
| 28                     | 5                         | –                            | 1                      | 1                      | 3   | 4   | –  | –                                     | 13  |
| 29                     | 3                         | –                            | 2                      | –                      | 1   | 2   | –  | –                                     | 17  |
| 30                     | 7                         | –                            | 6                      | –                      | 1   | 7   | –  | –                                     | 18  |
| 31                     | 4                         | –                            | 4                      | –                      | –   | 5   | –  | –                                     | 15  |
| 32                     | 7                         | –                            | 3                      | –                      | 4   | 5   | –  | –                                     | 9   |
| 33                     | 3                         | –                            | 2                      | 1                      | –   | 2   | –  | –                                     | 14  |
| 34                     | 6                         | –                            | 4                      | –                      | 2   | 6   | –  | –                                     | 12  |
| 35 – 44                | 19                        | –                            | 9                      | 2                      | 8   | 13  | –  | –                                     | 73  |
| 45 – 54                | 14                        | –                            | 7                      | 4                      | 3   | 10  | –  | –                                     | 58  |
| 55 – 64                | 16                        | –                            | 11                     | 2                      | 3   | 1   | –  | –                                     | 28  |
| 65 – 74                | 8                         | –                            | –                      | 4                      | 4   | 1   | –  | –                                     | 13  |
| 75 a viac              | 8                         | –                            | –                      | 4                      | 4   | –   | –  | –                                     | 5   |

**HLÁSENÉ OCHORENIA NA POHLAVNÉ CHOROBY PODĽA DIAGNÓZ, POHLAVIA A DRUHU OCHORENIA**

REPORTED AFFECTIONS OF VENEREAL DISEASES ACCORDING TO DIAGNOSES, SEX AND TYPE OF AFFECTION

Tabuľka 4

| Diagnóza<br><i>Diagnosis</i>  |   | Druh ochorenia / <i>Type of affection</i>                   |            |                               |           |                                  |           |  |         |                               |          |                               |         |
|---|---|---|------------|-------------------------------|-----------|----------------------------------|-----------|--|---------|-------------------------------|----------|-------------------------------|---------|
|   |   | vôbec prvé<br>v živote<br><i>first ever<br/>in the life</i> |            | recidíva<br><i>recidivism</i> |           | reinfekcia<br><i>reinfection</i> |           | zistené<br>pri úmrtí<br><i>discovered<br/>by death</i> |         | chronické<br><i>chronical</i> |          | neudané<br><i>unannounced</i> |         |
|   |   | muži  | ženy       | males                         | females   | muži                             | ženy      | males  | females | muži                          | ženy     | males                         | females |
| <b>Syfilis(A50 – A53)</b><br><i>Syphilis (A50 – A53)</i>  |   | <b>92</b>   | <b>76</b>  | <b>2</b>                      | <b>1</b>  | –                                | <b>1</b>  | –  | –       | <b>3</b>                      | <b>2</b> | –                             | –       |
| v tom<br>incl.  | vrodený (A50)<br><i>congenital (A50)</i>                                | –   | –          | –                             | –         | –                                | –         | –  | –       | –                             | –        | –                             | –       |
|   | včasný (A51)<br><i>early (A51)</i>                                      | 57  | 45         | –                             | –         | –                                | –         | –  | –       | –                             | –        | –                             | –       |
|   | neskorý (A52)<br><i>late (A52)</i>                                      | 11  | 8          | 1                             | –         | –                                | –         | –  | –       | 3                             | –        | –                             | –       |
|   | iný a nešpecifikovaný<br>(A53) / <i>other and<br/>unspecified (A53)</i> | 24  | 23         | 1                             | 1         | –                                | 1         | –  | –       | –                             | 2        | –                             | –       |
| <b>Gonokoková infekcia (A54)</b><br><i>Gonococcal infection (A54)</i>   |   | <b>78</b>   | <b>25</b>  | <b>2</b>                      | –         | <b>2</b>                         | –         | –  | –       | <b>1</b>                      | <b>1</b> | –                             | –       |
| <b>Chlamýdiový lymfogranulóm (A55) / Chlamydia lymphogranuloma (A55)</b>  |   | –   | –          | –                             | –         | –                                | –         | –  | –       | –                             | –        | –                             | –       |
| <b>Mäkký vred (A57)</b><br><i>Soft sore (A57)</i>   |   | –   | –          | –                             | –         | –                                | –         | –  | –       | –                             | –        | –                             | –       |
| <b>Iné prevažne sexuálne prenosné choroby (A56, A59.o, A60.o, A60.1, A63, A64, B16, B20, B25, B37.3, B37.4, B85.3, B86)</b> |   | <b>210</b>  | <b>177</b> | <b>30</b>                     | <b>37</b> | <b>1</b>                         | <b>22</b> | –  | –       | <b>2</b>                      | <b>7</b> | –                             | –       |

**HLÁSENÉ OCHORENIA NA POHLAVNÉ CHOROBY PODĽA DIAGNÓZ, POHLAVIA A DRUHU LIEČENIA**

REPORTED AFFECTATIONS OF VENEREAL DISEASES ACCORDING TO DIAGNOSES, SEX AND TYPE OF TREATMENT

Tabuľka 5

| Diagnóza<br><i>Diagnosis</i>  |   | Druh liečenia / <i>Type of treatment</i> |            |  |            |  |           |                               |         |
|---|---|--|------------|--|------------|--|-----------|-------------------------------|---------|
|   |   | spolu<br><i>total</i>                    |            | ambulantne<br><i>in out-patient<br/>department</i> |            | hospitalizácia<br><i>hospitalisation</i> |           | neudaný<br><i>unannounced</i> |         |
|   |   | muži                                     | ženy       | males  | females    | muži                                     | ženy      | males                         | females |
| <b>Syfilis (A50 – A53)</b><br><b><i>Syphilis (A50 – A53)</i></b>  |   | <b>97</b>                                | <b>80</b>  | <b>21</b>  | <b>8</b>   | <b>76</b>                                | <b>72</b> | –                             | –       |
| v tom<br><i>incl.</i>   | vrodený (A50)<br><i>congenital (A50)</i>                          | –  | –          | –  | –          | –  | –         | –                             | –       |
|   | včasný (A51)<br><i>early (A51)</i>                                | 57                                       | 45         | 12   | 5          | 45                                       | 40        | –                             | –       |
|   | neskorý (A52)<br><i>late (A52)</i>                                | 15                                       | 8          | 4  | 1          | 11                                       | 7         | –                             | –       |
|   | iný a nešpecifikovaný (A53)<br><i>other and unspecified (A53)</i> | 25                                       | 27         | 5  | 2          | 20                                       | 25        | –                             | –       |
| <b>Gonokoková infekcia (A54)</b><br><b><i>Gonococcal infection (A54)</i></b>  |   | <b>83</b>                                | <b>26</b>  | <b>70</b>  | <b>21</b>  | <b>13</b>                                | <b>5</b>  | –                             | –       |
| <b>Chlamýdiový lymfogranulóm (A55)</b><br><b><i>Chlamydia lymphogranuloma (A55)</i></b>   |   | –  | –          | –  | –          | –  | –         | –                             | –       |
| <b>Mäkký vred (A57)</b><br><b><i>Soft sore (A57)</i></b>  |   | –  | –          | –  | –          | –  | –         | –                             | –       |
| <b>Iné prevažne sexuálne prenosné choroby</b><br><b><i>Other mainly sexual transmitted diseases</i></b><br><b>(A56, A59.0, A60.0, A60.1, A63, A64, B16, B20, B25, B37.3, B37.4, B85.3, B86)</b> |   | <b>243</b>                               | <b>243</b> | <b>233</b>   | <b>221</b> | <b>10</b>                                | <b>22</b> | –                             | –       |



**HLÁSENÉ OCHORENIA NA POHLAVNÉ CHOROBY PODĽA DIAGNÓZ, EKONOMICKEJ AKTIVITY A POHLAVIA**

REPORTED AFFECTATIONS OF VENEREAL DISEASES ACCORDING TO DIAGNOSES, ECONOMIC ACTIVITY AND SEX

Tabuľka 6

1/2

| Diagnóza  | Úhrn<br>Total               | Muži / Males |           |            |              |                         |             |          |           |
|---|-----------------------------|--------------|-----------|------------|--------------|-------------------------|-------------|----------|-----------|
|   |                             | spolu        | v tom     |            |              |                         |             |          |           |
|   |                             |              | študujúci | zamestnaní | nezamestnaní | príležitostne pracujúci | dôchodcovia | iná      | neznáma   |
| <b>Syfilis (A50 – A53)</b>  | <b>177</b>                  | <b>97</b>    | <b>6</b>  | <b>37</b>  | <b>29</b>    | <b>2</b>                | <b>15</b>   | <b>6</b> | <b>2</b>  |
| v tom   | vrodený (A50)               | –            | –         | –          | –            | –                       | –           | –        | –         |
|   | včasný (A51)                | 102          | 57        | 5          | 26           | 20                      | –           | 3        | 1         |
|   | neskorý (A52)               | 23           | 15        | –          | 3            | 4                       | 1           | 7        | –         |
|   | iný a nešpecifikovaný (A53) | 52           | 25        | 1          | 8            | 5                       | 1           | 5        | 5         |
| <b>Gonokoková infekcia (A54)</b>  | <b>109</b>                  | <b>83</b>    | <b>9</b>  | <b>50</b>  | <b>18</b>    | <b>–</b>                | <b>1</b>    | <b>–</b> | <b>5</b>  |
| <b>Chlamýdiový lymfogranulóm (A55)</b>  | <b>–</b>                    | <b>–</b>     | <b>–</b>  | <b>–</b>   | <b>–</b>     | <b>–</b>                | <b>–</b>    | <b>–</b> | <b>–</b>  |
| <b>Mäkký vred (A57)</b>   | <b>–</b>                    | <b>–</b>     | <b>–</b>  | <b>–</b>   | <b>–</b>     | <b>–</b>                | <b>–</b>    | <b>–</b> | <b>–</b>  |
| <b>Iné prevažne sexuálne prenosné choroby (A56, A59.o, A60.o, A60.1, A63, A64, B16, B20, B25, B37.3, B37.4, B85.3, B86)</b> | <b>486</b>                  | <b>243</b>   | <b>25</b> | <b>149</b> | <b>31</b>    | <b>–</b>                | <b>15</b>   | <b>7</b> | <b>16</b> |

2/2

| Diagnosis   | total                       | Ženy / Females |            |             |                       |            |           |           |
|---|-----------------------------|----------------|------------|-------------|-----------------------|------------|-----------|-----------|
|   |                             | including      |            |             |                       |            |           |           |
|   |                             | studying       | employed   | un-employed | occasionally employed | pensioners | other     | unknown   |
| <b>Syphilis (A50 – A53)</b>   | <b>80</b>                   | <b>3</b>       | <b>24</b>  | <b>35</b>   | <b>3</b>              | <b>9</b>   | <b>4</b>  | <b>2</b>  |
| incl.   | congenital (A50)            | –              | –          | –           | –                     | –          | –         | –         |
|   | early (A51)                 | 45             | 3          | 14          | 23                    | 2          | –         | 3         |
|   | late (A52)                  | 8              | –          | 1           | 4                     | –          | 3         | –         |
|   | other and unspecified (A53) | 27             | –          | 9           | 8                     | 1          | 6         | 1         |
| <b>Gonococcal infection (A54)</b>   | <b>26</b>                   | <b>4</b>       | <b>9</b>   | <b>7</b>    | <b>–</b>              | <b>3</b>   | <b>3</b>  | <b>–</b>  |
| <b>Chlamydia lymphogranuloma (A55)</b>  | <b>–</b>                    | <b>–</b>       | <b>–</b>   | <b>–</b>    | <b>–</b>              | <b>–</b>   | <b>–</b>  | <b>–</b>  |
| <b>Soft sore (A57)</b>  | <b>–</b>                    | <b>–</b>       | <b>–</b>   | <b>–</b>    | <b>–</b>              | <b>–</b>   | <b>–</b>  | <b>–</b>  |
| <b>Other mainly sexual transmitted diseases (A56, A59.o, A60.o, A60.1, A63, A64, B16, B20, B25, B37.3, B37.4, B85.3, B86)</b> | <b>243</b>                  | <b>47</b>      | <b>109</b> | <b>24</b>   | <b>–</b>              | <b>37</b>  | <b>10</b> | <b>16</b> |

**HLÁSENÉ OCHORENIA NA POHLAVNÉ CHOROBY PODĽA DIAGNÓZ, RODINNÉHO STAVU A POHLAVIA**

REPORTED AFFECTIONS OF VENEREAL DISEASES ACCORDING TO DIAGNOSES, MARITAL STATUS AND SEX

Tabuľka 7

1/2

| Diagnóza  | Úhrn<br>Total               | Muži / Males |            |           |           |          |           |   |
|---|-----------------------------|--------------|------------|-----------|-----------|----------|-----------|---|
|   |                             | spolu        | v tom      |           |           |          |           |   |
|   |                             |              | slobodní   | ženatí    | rozvedení | vdovci   | neznámy   |   |
| <b>Syfilis (A50 – A53)</b>  | <b>177</b>                  | <b>97</b>    | <b>46</b>  | <b>38</b> | <b>6</b>  | <b>4</b> | <b>3</b>  |   |
| v tom   | vrodený (A50)               | –            | –          | –         | –         | –        | –         |   |
|   | včasný (A51)                | 102          | 57         | 28        | 24        | 2        | 1         | 2 |
|   | neskorý (A52)               | 23           | 15         | 4         | 6         | 2        | 2         | 1 |
|   | iný a nešpecifikovaný (A53) | 52           | 25         | 14        | 8         | 2        | 1         | – |
| <b>Gonokoková infekcia (A54)</b>  | <b>109</b>                  | <b>83</b>    | <b>55</b>  | <b>20</b> | <b>7</b>  | <b>1</b> | <b>–</b>  |   |
| <b>Chlamýdiový lymfogranulóm (A55)</b>  | <b>–</b>                    | <b>–</b>     | <b>–</b>   | <b>–</b>  | <b>–</b>  | <b>–</b> | <b>–</b>  |   |
| <b>Mäkký vred (A57)</b>   | <b>–</b>                    | <b>–</b>     | <b>–</b>   | <b>–</b>  | <b>–</b>  | <b>–</b> | <b>–</b>  |   |
| <b>Iné prevažne sexuálne prenosné choroby (A56, A59.o, A60.o, A60.1, A63, A64, B16, B20, B25, B37.3, B37.4, B85.3, B86)</b> | <b>486</b>                  | <b>243</b>   | <b>131</b> | <b>87</b> | <b>9</b>  | <b>4</b> | <b>12</b> |   |

2/2

| Diagnosis   | total                       | Ženy / Females |           |           |          |           |           |
|---|-----------------------------|----------------|-----------|-----------|----------|-----------|-----------|
|   |                             | free           | married   | divorced  | widows   | unknown   |           |
|   |                             |                |           |           |          |           | including |
| <b>Syphilis (A50 – A53)</b>   | <b>80</b>                   | <b>40</b>      | <b>21</b> | <b>9</b>  | <b>7</b> | <b>3</b>  |           |
| incl.   | congenital (A50)            | –              | –         | –         | –        | –         |           |
|   | early (A51)                 | 45             | 25        | 15        | 3        | –         | 2         |
|   | late (A52)                  | 8              | 2         | 1         | 2        | 3         | –         |
|   | other and unspecified (A53) | 27             | 13        | 5         | 4        | 4         | 1         |
| <b>Gonococcal infection (A54)</b>   | <b>26</b>                   | <b>18</b>      | <b>6</b>  | <b>1</b>  | <b>1</b> | <b>–</b>  |           |
| <b>Chlamydia lymphogranuloma (A55)</b>  | <b>–</b>                    | <b>–</b>       | <b>–</b>  | <b>–</b>  | <b>–</b> | <b>–</b>  |           |
| <b>Soft sore (A57)</b>  | <b>–</b>                    | <b>–</b>       | <b>–</b>  | <b>–</b>  | <b>–</b> | <b>–</b>  |           |
| <b>Other mainly sexual transmitted diseases (A56, A59.o, A60.o, A60.1, A63, A64, B16, B20, B25, B37.3, B37.4, B85.3, B86)</b> | <b>243</b>                  | <b>117</b>     | <b>80</b> | <b>12</b> | <b>2</b> | <b>32</b> |           |

**HLÁSENÉ OCHORENIA NA POHLAVNÉ CHOROBY PODĽA VEKOVÝCH SKUPÍN, POHLAVIA A DIAGNÓZ (LEN S TRVALÝM BYDLISKOM V SR)**

REPORTED AFFECTIONS OF VENEREAL DISEASES ACCORDING TO AGE GROUPS, SEX AND DIAGNOSES (ONLY WITH PERMANENT ADDRESS IN THE SR)

Tabuľka 8

| Veková skupina<br>Age group |                 | Diagnóza / Diagnosis                |                   |            |           |           |            |     |     |              |     |
|-----------------------------|-----------------|-------------------------------------|-------------------|------------|-----------|-----------|------------|-----|-----|--------------|-----|
|                             |                 | A50 – A53                           | v tom / including |            |           |           | A54        | A55 | A57 | iné<br>other |     |
|                             |                 |                                     | A50               | A51        | A52       | A53       |            |     |     |              |     |
| <b>Spolu / Total</b>        |                 | <b>168</b>                          | –                 | <b>102</b> | <b>22</b> | <b>44</b> | <b>109</b> | –   | –   | <b>486</b>   |     |
| v tom<br>including          | muži / males    | 91                                  | –                 | 57         | 14        | 20        | 83         | –   | –   | 243          |     |
|                             | ženy<br>females | spolu<br>total                      | 77                | –          | 45        | 8         | 24         | 26  | –   | –            | 243 |
|                             |                 | z toho tehotné<br>of which pregnant | 28                | –          | 17        | 2         | 9          | –   | –   | –            | 6   |
| do 4 rokov<br>till 4        | muži / males    | –                                   | –                 | –          | –         | –         | –          | –   | –   | 3            |     |
|                             | ženy / females  | 1                                   | –                 | 1          | –         | –         | –          | –   | –   | –            |     |
| 5 – 14 rokov                | muži / males    | 2                                   | –                 | 2          | –         | –         | –          | –   | –   | 5            |     |
|                             | ženy / females  | 1                                   | –                 | 1          | –         | –         | –          | –   | –   | 14           |     |
| 15 – 24 rokov               | muži / males    | 16                                  | –                 | 12         | –         | 4         | 27         | –   | –   | 59           |     |
|                             | ženy / females  | 32                                  | –                 | 22         | 2         | 8         | 11         | –   | –   | 73           |     |
| 25 – 34 rokov               | muži / males    | 30                                  | –                 | 22         | 3         | 5         | 39         | –   | –   | 93           |     |
|                             | ženy / females  | 24                                  | –                 | 15         | 2         | 7         | 7          | –   | –   | 62           |     |
| 35 – 44 rokov               | muži / males    | 11                                  | –                 | 6          | 2         | 3         | 10         | –   | –   | 38           |     |
|                             | ženy / females  | 6                                   | –                 | 3          | –         | 3         | 3          | –   | –   | 35           |     |
| 45 – 54 rokov               | muži / males    | 9                                   | –                 | 5          | 2         | 2         | 6          | –   | –   | 26           |     |
|                             | ženy / females  | 4                                   | –                 | 2          | 1         | 1         | 4          | –   | –   | 32           |     |
| 55 – 64 rokov               | muži / males    | 14                                  | –                 | 10         | 2         | 2         | 1          | –   | –   | 11           |     |
|                             | ženy / females  | 2                                   | –                 | 1          | –         | 1         | –          | –   | –   | 17           |     |
| 65 a starší<br>65 and older | muži / males    | 9                                   | –                 | –          | 5         | 4         | –          | –   | –   | 8            |     |
|                             | ženy / females  | 7                                   | –                 | –          | 3         | 4         | 1          | –   | –   | 10           |     |

A50 – A53 Syfilis

Syphilis

A50 vrodený

congenital

A51 včasný

early

A52 neskorý

late

A53 iný a nešpecifikovaný

other and non-specified

A54 Gonokoková infekcia

Gonococcal infection

A55 Chlamýdiový lymfogranulóm

Chlamydia lymphogranuloma

A57 Mäkký vred

Soft sore

Iné Iné prevažne sexuálne prenášané choroby  
(A56, A59.0, A60.0, A60.1, A63, A64, B16, B20, B25, B37.3, B37.4, B85.3, B86)Other mainly sexual transmitted diseases  
(A56, A59.0, A60.0, A60.1, A63, A64, B16, B20, B25, B37.3, B37.4, B85.3, B86)







**HLÁSENÉ OCHORENIA NA SYFILIS A GONOKOKOVÚ INFEKCIU PODĽA POHLAVIA A TRVALÉHO BYDLISKA**

REPORTED AFFECTATIONS OF SYPHILIS AND GONOCOCCAL INFECTION ACCORDING TO SEX AND PERMANENT ADDRESS

Tabuľka 10

2/2

| Territory                   | Syphilis  |           |           |                  |                 | Gonococcal infection |          |          |                  |                 |
|-----------------------------|-----------|-----------|-----------|------------------|-----------------|----------------------|----------|----------|------------------|-----------------|
|                             | total     | males     | females   | of which         |                 | total                | males    | females  | of which         |                 |
|                             |           |           |           | the MI of the SR | members of army |                      |          |          | the MI of the SR | members of army |
| Ružomberok                  | –         | –         | –         | –                | –               | –                    | –        | –        | –                | –               |
| Turčianske Teplice          | –         | –         | –         | –                | –               | –                    | –        | –        | –                | –               |
| Tvrdošín                    | –         | –         | –         | –                | –               | –                    | –        | –        | –                | –               |
| Žilina                      | 6         | 5         | 1         | –                | –               | 7                    | 6        | 1        | –                | –               |
| <b>Banskobystrický kraj</b> | <b>7</b>  | <b>1</b>  | <b>6</b>  | –                | –               | <b>8</b>             | <b>8</b> | –        | –                | –               |
| Banská Bystrica             | 1         | 1         | –         | –                | –               | –                    | –        | –        | –                | –               |
| Banská Štiavnica            | –         | –         | –         | –                | –               | –                    | –        | –        | –                | –               |
| Brezno                      | –         | –         | –         | –                | –               | –                    | –        | –        | –                | –               |
| Detva                       | –         | –         | –         | –                | –               | –                    | –        | –        | –                | –               |
| Krupina                     | –         | –         | –         | –                | –               | –                    | –        | –        | –                | –               |
| Lučenec                     | –         | –         | –         | –                | –               | –                    | –        | –        | –                | –               |
| Poltár                      | –         | –         | –         | –                | –               | –                    | –        | –        | –                | –               |
| Revúca                      | –         | –         | –         | –                | –               | –                    | –        | –        | –                | –               |
| Rimavská Sobota             | 3         | –         | 3         | –                | –               | 2                    | 2        | –        | –                | –               |
| Veľký Krtíš                 | –         | –         | –         | –                | –               | 3                    | 3        | –        | –                | –               |
| Zvolen                      | 3         | –         | 3         | –                | –               | 1                    | 1        | –        | –                | –               |
| Žarnovica                   | –         | –         | –         | –                | –               | –                    | –        | –        | –                | –               |
| Žiar nad Hronom             | –         | –         | –         | –                | –               | 2                    | 2        | –        | –                | –               |
| <b>Prešovský kraj</b>       | <b>27</b> | <b>12</b> | <b>15</b> | –                | –               | <b>6</b>             | <b>4</b> | <b>2</b> | –                | <b>1</b>        |
| Bardejov                    | –         | –         | –         | –                | –               | –                    | –        | –        | –                | –               |
| Humenné                     | 10        | 6         | 4         | –                | –               | 1                    | 1        | –        | –                | –               |
| Kežmarok                    | 1         | 1         | –         | –                | –               | –                    | –        | –        | –                | –               |
| Levoča                      | –         | –         | –         | –                | –               | –                    | –        | –        | –                | –               |
| Medzilaborce                | 1         | –         | 1         | –                | –               | –                    | –        | –        | –                | –               |
| Prešov                      | 7         | 2         | 5         | –                | –               | 1                    | 1        | –        | –                | 1               |
| Snina                       | 2         | –         | 2         | –                | –               | 1                    | 1        | –        | –                | –               |
| Svidník                     | 1         | 1         | –         | –                | –               | –                    | –        | –        | –                | –               |
| Vranov nad Topľou           | 5         | 2         | 3         | –                | –               | 3                    | 1        | 2        | –                | –               |
| <b>Košický kraj</b>         | <b>26</b> | <b>12</b> | <b>14</b> | –                | –               | <b>12</b>            | <b>9</b> | <b>3</b> | –                | –               |
| Gelnica                     | –         | –         | –         | –                | –               | –                    | –        | –        | –                | –               |
| Košice I                    | –         | –         | –         | –                | –               | –                    | –        | –        | –                | –               |
| Košice II                   | 1         | 1         | –         | –                | –               | 1                    | 1        | –        | –                | –               |
| Košice III                  | –         | –         | –         | –                | –               | –                    | –        | –        | –                | –               |
| Košice IV                   | –         | –         | –         | –                | –               | –                    | –        | –        | –                | –               |
| Košice-okolie               | 1         | 1         | –         | –                | –               | 3                    | 2        | 1        | –                | –               |
| Michalovce                  | 4         | 1         | 3         | –                | –               | 3                    | 2        | 1        | –                | –               |
| Rožňava                     | 1         | –         | 1         | –                | –               | –                    | –        | –        | –                | –               |
| Sobrance                    | 3         | 2         | 1         | –                | –               | –                    | –        | –        | –                | –               |
| Spišská Nová Ves            | –         | –         | –         | –                | –               | –                    | –        | –        | –                | –               |
| Trebišov                    | 16        | 7         | 9         | –                | –               | 5                    | 4        | 1        | –                | –               |





**HLÁSENÉ OCHORENIA NA POHLAVNÉ CHOROBY PODĽA TRVALÉHO BYDLISKA**

REPORTED AFFECTIONS OF VENEREAL DISEASES ACCORDING TO PERMANENT ADDRESS

Tabuľka 11.1

2/2

| Territory                   | Syphilis  |            |           |          |                         | Gonococcal infection | Chlamydia lymphogranuloma | Soft sore | Other mainly sexual transmitted diseases |
|-----------------------------|-----------|------------|-----------|----------|-------------------------|----------------------|---------------------------|-----------|--|
|                             | total     | including  |           |          |                         |                      |                           |           |  |
|                             |           | congenital | early     | late     | other and non-specified |                      |                           |           |  |
| Ružomberok                  | –         | –          | –         | –        | –                       | –                    | –                         | –         | –  |
| Turčianske Teplice          | –         | –          | –         | –        | –                       | –                    | –                         | –         | 4  |
| Tvrdošín                    | –         | –          | –         | –        | –                       | –                    | –                         | –         | 2  |
| Žilina                      | 6         | –          | 6         | –        | –                       | 7                    | –                         | –         | 2  |
| <b>Banskobystrický kraj</b> | <b>7</b>  | –          | <b>7</b>  | –        | –                       | <b>8</b>             | –                         | –         | <b>87</b>                                |
| Banská Bystrica             | 1         | –          | 1         | –        | –                       | –                    | –                         | –         | 18                                       |
| Banská Štiavnica            | –         | –          | –         | –        | –                       | –                    | –                         | –         | 1  |
| Brezno                      | –         | –          | –         | –        | –                       | –                    | –                         | –         | 47                                       |
| Detva                       | –         | –          | –         | –        | –                       | –                    | –                         | –         | –  |
| Krupina                     | –         | –          | –         | –        | –                       | –                    | –                         | –         | 1  |
| Lučenec                     | –         | –          | –         | –        | –                       | –                    | –                         | –         | –  |
| Revúca                      | –         | –          | –         | –        | –                       | –                    | –                         | –         | 2  |
| Rimavská Sobota             | 3         | –          | 3         | –        | –                       | 2                    | –                         | –         | 11                                       |
| Veľký Krtíš                 | –         | –          | –         | –        | –                       | 3                    | –                         | –         | –  |
| Zvolen                      | 3         | –          | 3         | –        | –                       | 1                    | –                         | –         | 3  |
| Žarnovica                   | –         | –          | –         | –        | –                       | –                    | –                         | –         | 2  |
| Žiar nad Hronom             | –         | –          | –         | –        | –                       | 2                    | –                         | –         | 2  |
| <b>Prešovský kraj</b>       | <b>27</b> | –          | <b>19</b> | <b>3</b> | <b>5</b>                | <b>6</b>             | –                         | –         | <b>72</b>                                |
| Bardejov                    | –         | –          | –         | –        | –                       | –                    | –                         | –         | –  |
| Humenné                     | 10        | –          | 9         | –        | 1                       | 1                    | –                         | –         | 1  |
| Kežmarok                    | 1         | –          | 1         | –        | –                       | –                    | –                         | –         | –  |
| Levoča                      | –         | –          | –         | –        | –                       | –                    | –                         | –         | 1  |
| Medzilaborce                | 1         | –          | 1         | –        | –                       | –                    | –                         | –         | –  |
| Poprad                      | –         | –          | –         | –        | –                       | –                    | –                         | –         | –  |
| Prešov                      | 7         | –          | 5         | 1        | 1                       | 1                    | –                         | –         | 58                                       |
| Sabinov                     | –         | –          | –         | –        | –                       | –                    | –                         | –         | –  |
| Snina                       | 2         | –          | 1         | –        | –                       | 1                    | –                         | –         | 1  |
| Stará Ľubovňa               | –         | –          | –         | –        | –                       | –                    | –                         | –         | –  |
| Stropkov                    | –         | –          | –         | –        | –                       | –                    | –                         | –         | –  |
| Svidník                     | 1         | –          | 1         | –        | –                       | –                    | –                         | –         | –  |
| Vranov nad Topľou           | 5         | –          | 1         | 2        | 2                       | 3                    | –                         | –         | 11                                       |
| <b>Košický kraj</b>         | <b>26</b> | –          | <b>20</b> | <b>5</b> | <b>1</b>                | <b>12</b>            | –                         | –         | <b>92</b>                                |
| Gelnica                     | –         | –          | –         | –        | –                       | –                    | –                         | –         | 4  |
| Košice I                    | –         | –          | –         | –        | –                       | –                    | –                         | –         | 15                                       |
| Košice II                   | 1         | –          | 1         | –        | –                       | 1                    | –                         | –         | 4  |
| Košice III                  | –         | –          | –         | –        | –                       | –                    | –                         | –         | –  |
| Košice IV                   | –         | –          | –         | –        | –                       | –                    | –                         | –         | 7  |
| Košice-okolie               | 1         | –          | –         | 1        | –                       | 3                    | –                         | –         | 3  |
| Michalovce                  | 4         | –          | 4         | –        | –                       | 3                    | –                         | –         | 7  |
| Rožňava                     | 1         | –          | –         | –        | –                       | 1                    | –                         | –         | –  |
| Sobrance                    | 3         | –          | 3         | –        | –                       | –                    | –                         | –         | 2  |
| Spišská Nová Ves            | –         | –          | –         | –        | –                       | –                    | –                         | –         | 2  |
| Trebišov                    | 16        | –          | 12        | 4        | –                       | 5                    | –                         | –         | 48                                       |



**HLÁSENÉ OCHORENIA NA POHLAVNÉ CHOROBY PODĽA TRVALÉHO BYDLISKA NA 100 000 OBYVATEĽOV**

REPORTED AFFECTATIONS OF VENEREAL DISEASES ACCORDING TO PERMANENT ADDRESS PER 100 000 INHABITANTS

Tabuľka 11.2

2/2

| Territory                   | Syphilis   |            |            |            |                         | Gonococcal infection | Chlamydia lymphogranuloma | Soft sore | Other mainly sexual transmitted diseases |
|-----------------------------|------------|------------|------------|------------|-------------------------|----------------------|---------------------------|-----------|--|
|                             | total      | including  |            |            |                         |                      |                           |           |  |
|                             |            | congenital | early      | late       | other and non-specified |                      |                           |           |  |
| Ružomberok                  | –          | –          | –          | –          | –                       | –                    | –                         | –         | –  |
| Turčianske Teplice          | –          | –          | –          | –          | –                       | –                    | –                         | –         | 23,9                                     |
| Tvrdošín                    | –          | –          | –          | –          | –                       | –                    | –                         | –         | 5,6                                      |
| Žilina                      | 3,8        | –          | 3,8        | –          | –                       | 4,5                  | –                         | –         | 1,3                                      |
| <b>Banskobystrický kraj</b> | <b>1,1</b> | –          | <b>1,1</b> | –          | –                       | <b>1,2</b>           | –                         | –         | <b>13,2</b>                              |
| Banská Bystrica             | 0,9        | –          | 0,9        | –          | –                       | –                    | –                         | –         | 16,2                                     |
| Banská Štiavnica            | –          | –          | –          | –          | –                       | –                    | –                         | –         | 5,9                                      |
| Brezno                      | –          | –          | –          | –          | –                       | –                    | –                         | –         | 72,0                                     |
| Detva                       | –          | –          | –          | –          | –                       | –                    | –                         | –         | –  |
| Krupina                     | –          | –          | –          | –          | –                       | –                    | –                         | –         | 4,4                                      |
| Lučenec                     | –          | –          | –          | –          | –                       | –                    | –                         | –         | –  |
| Poltár                      | –          | –          | –          | –          | –                       | –                    | –                         | –         | –  |
| Revúca                      | –          | –          | –          | –          | –                       | –                    | –                         | –         | 4,9                                      |
| Rimavská Sobota             | 3,6        | –          | 3,6        | –          | –                       | 2,4                  | –                         | –         | 13,3                                     |
| Veľký Krtíš                 | –          | –          | –          | –          | –                       | 6,5                  | –                         | –         | –  |
| Zvolen                      | 4,4        | –          | 4,4        | –          | –                       | 1,5                  | –                         | –         | 4,4                                      |
| Žarnovica                   | –          | –          | –          | –          | –                       | –                    | –                         | –         | 7,3                                      |
| Žiar nad Hronom             | –          | –          | –          | –          | –                       | 4,2                  | –                         | –         | 4,2                                      |
| <b>Prešovský kraj</b>       | <b>3,4</b> | –          | <b>2,4</b> | <b>0,4</b> | <b>0,6</b>              | <b>0,8</b>           | –                         | –         | <b>9,0</b>                               |
| Bardejov                    | –          | –          | –          | –          | –                       | –                    | –                         | –         | –  |
| Humenné                     | 15,5       | –          | 13,9       | –          | 1,5                     | 1,5                  | –                         | –         | 1,5                                      |
| Kežmarok                    | 1,5        | –          | 1,5        | –          | –                       | –                    | –                         | –         | –  |
| Levoča                      | –          | –          | –          | –          | –                       | –                    | –                         | –         | 3,1                                      |
| Medzilaborce                | 8,1        | –          | 8,1        | –          | –                       | –                    | –                         | –         | –  |
| Poprad                      | –          | –          | –          | –          | –                       | –                    | –                         | –         | –  |
| Prešov                      | 4,3        | –          | 3,1        | 0,6        | 0,6                     | 0,6                  | –                         | –         | 35,5                                     |
| Sabinov                     | –          | –          | –          | –          | –                       | –                    | –                         | –         | –  |
| Snina                       | 5,1        | –          | 2,5        | –          | 2,5                     | 2,5                  | –                         | –         | 2,5                                      |
| Stará Ľubovňa               | –          | –          | –          | –          | –                       | –                    | –                         | –         | –  |
| Stropkov                    | –          | –          | –          | –          | –                       | –                    | –                         | –         | –  |
| Svidník                     | 3,0        | –          | 3,0        | –          | –                       | –                    | –                         | –         | –  |
| Vranov nad Topľou           | 6,5        | –          | 1,3        | 2,6        | 2,6                     | 3,9                  | –                         | –         | 14,2                                     |
| <b>Košický kraj</b>         | <b>3,4</b> | –          | <b>2,6</b> | <b>0,6</b> | <b>0,1</b>              | <b>1,6</b>           | –                         | –         | <b>11,9</b>                              |
| Gelnica                     | –          | –          | –          | –          | –                       | –                    | –                         | –         | 12,9                                     |
| Košice I                    | –          | –          | –          | –          | –                       | –                    | –                         | –         | 22,0                                     |
| Košice II                   | 1,3        | –          | 1,3        | –          | –                       | 1,3                  | –                         | –         | 5,0                                      |
| Košice III                  | –          | –          | –          | –          | –                       | –                    | –                         | –         | –  |
| Košice IV                   | –          | –          | –          | –          | –                       | –                    | –                         | –         | 12,3                                     |
| Košice-okolie               | 0,9        | –          | –          | 0,9        | –                       | 2,7                  | –                         | –         | 2,7                                      |
| Michalovce                  | 3,7        | –          | 3,7        | –          | –                       | 2,7                  | –                         | –         | 6,4                                      |
| Rožňava                     | 1,6        | –          | –          | –          | 1,6                     | –                    | –                         | –         | –  |
| Sobrance                    | 12,8       | –          | 12,8       | –          | –                       | –                    | –                         | –         | 8,5                                      |
| Spišská Nová Ves            | –          | –          | –          | –          | –                       | –                    | –                         | –         | 2,1                                      |
| Trebišov                    | 15,3       | –          | 11,5       | 3,8        | –                       | 4,8                  | –                         | –         | 46,0                                     |

**HLÁSENÉ OCHORENIA NA SYFILIS PODĽA POHLAVIA A ÚZEMIA TRVALÉHO BYDLISKA**

REPORTED DISEASES OF SYPHILIS ACCORDING TO SEX AND TERRITORY OF PERMANENT ADDRESS

Tabuľka 12

| Územie                     | Syphilis / Syphilis |           |           |                |
|----------------------------|---------------------|-----------|-----------|----------------|
|                            | spolu               | muži      | v tom     |                |
|                            |                     |           | ženy      |                |
|                            |                     |           | spolu     | z toho tehotné |
| <b>Slovenská republika</b> | <b>168</b>          | <b>91</b> | <b>77</b> | <b>28</b>      |
| Bratislavský kraj          | 53                  | 35        | 18        | 5              |
| Trnavský kraj              | 17                  | 10        | 7         | 4              |
| Trenčiansky kraj           | 15                  | 8         | 7         | –              |
| Nitriansky kraj            | 13                  | 5         | 8         | 4              |
| Žilinský kraj              | 10                  | 8         | 2         | 1              |
| Banskobystrický kraj       | 7                   | 1         | 6         | 3              |
| Prešovský kraj             | 27                  | 12        | 15        | 7              |
| Košický kraj               | 26                  | 12        | 14        | 4              |

**HLÁSENÉ OCHORENIA NA GONOKOKOVÚ INFEKCIU PODĽA POHLAVIA A ÚZEMIA TRVALÉHO BYDLISKA**

REPORTED DISEASES OF GONOCOCCAL INFECTION ACCORDING TO SEX AND TERRITORY OF PERMANENT ADDRESS

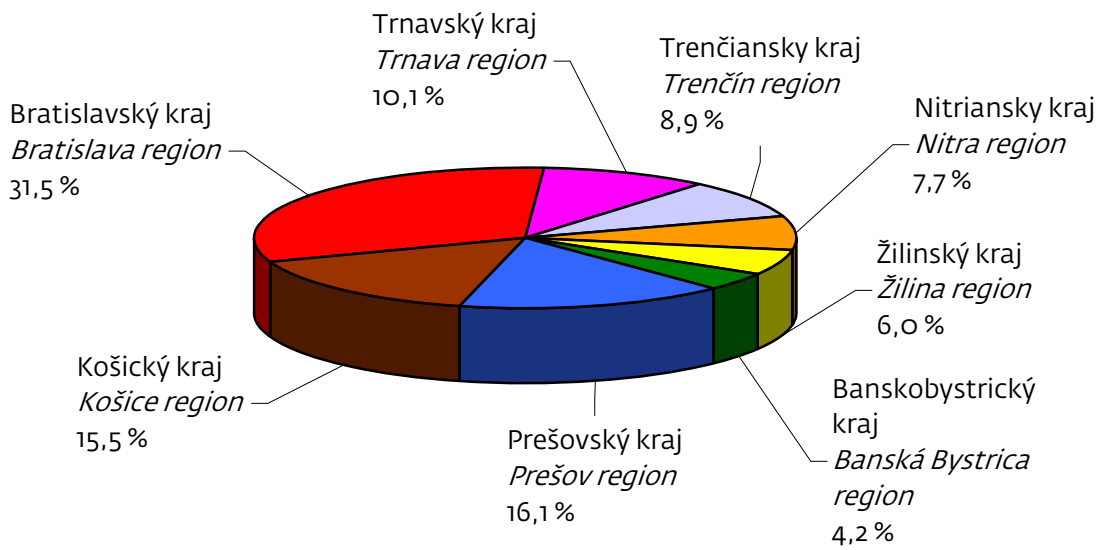
Tabuľka 13

| Territory                  | Gonokoková infekcia / Gonococcal infection |           |           |                   |
|----------------------------|--|-----------|-----------|-------------------|
|                            | total                                      | males     | including |                   |
|                            |  |           | females   |                   |
|                            |  |           | total     | of which pregnant |
| <b>Slovenská republika</b> | <b>109</b>                                 | <b>83</b> | <b>26</b> | –                 |
| Bratislavský kraj          | 29   | 21        | 8         | –                 |
| Trnavský kraj              | 18   | 14        | 4         | –                 |
| Trenčiansky kraj           | 4  | 4         | –         | –                 |
| Nitriansky kraj            | 19   | 14        | 5         | –                 |
| Žilinský kraj              | 13   | 9         | 4         | –                 |
| Banskobystrický kraj       | 8  | 8         | –         | –                 |
| Prešovský kraj             | 6  | 4         | 2         | –                 |
| Košický kraj               | 12   | 9         | 3         | –                 |

### VÝSKYT OCHORENÍ NA SYFILIS PODĽA KRAJOV

INCIDENCE OF SYPHILIS DISEASES ACCORDING TO REGIONS

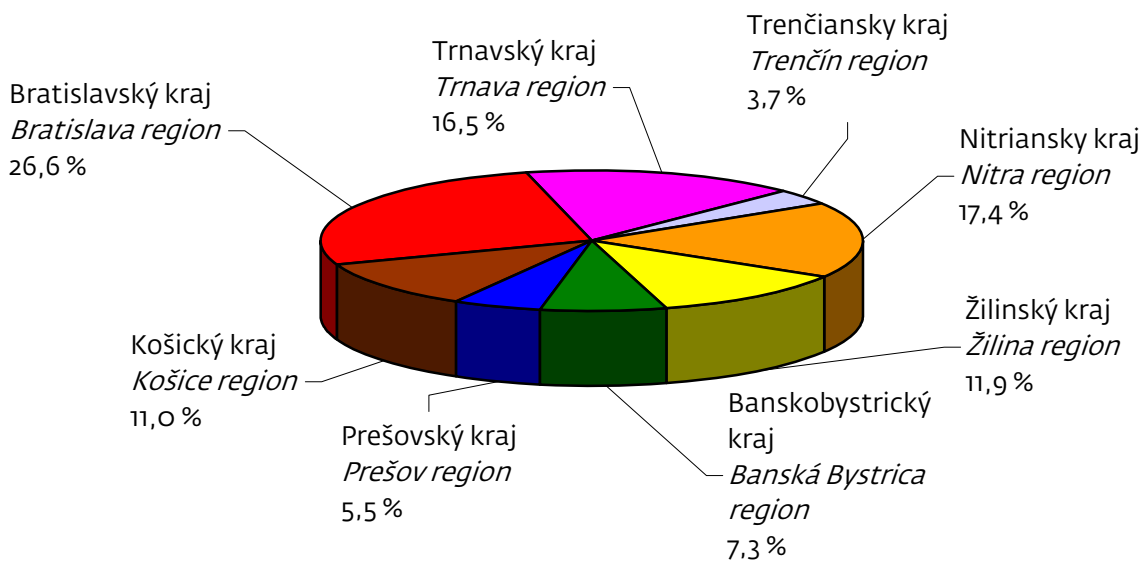
Graf 4



### VÝSKYT OCHORENÍ NA GONOKOKOVÚ INFEKCIU PODĽA KRAJOV

INCIDENCE OF GONOCOCCAL INFECTION DISEASES ACCORDING TO REGIONS

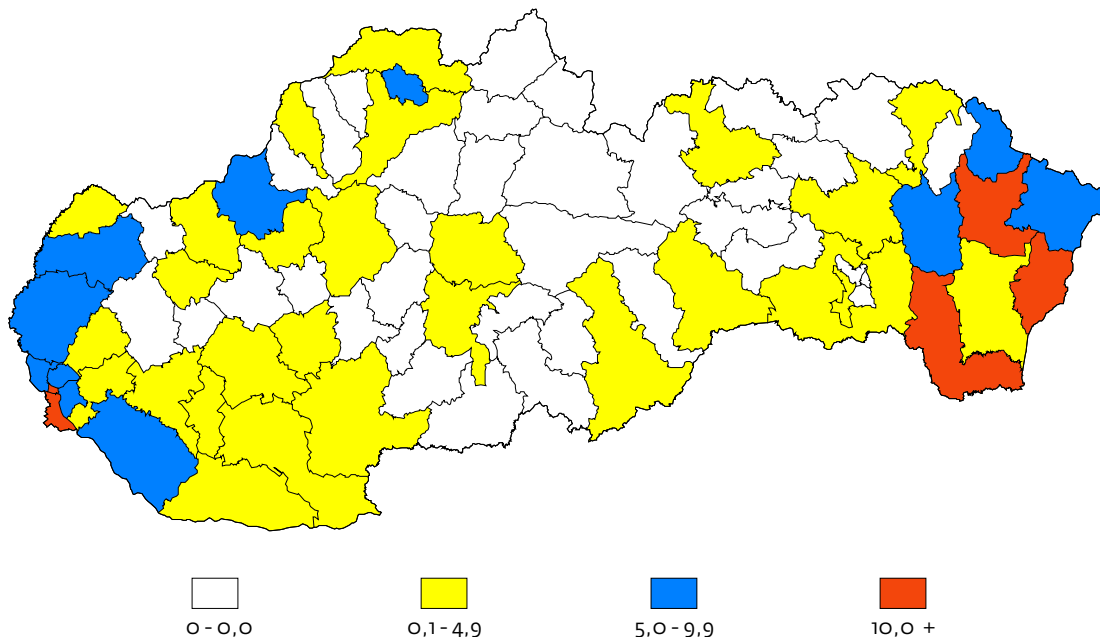
Graf 5



### HLÁSENÉ OCHORENIA NA SYFILIS PODĽA TRVALÉHO BYDLISKA NA 100 000 OBYVATEĽOV

REPORTED DISEASES OF SYPHILIS ACCORDING TO PERMANENT ADDRESS PER 100 000 INHABITANTS

Mapa 1



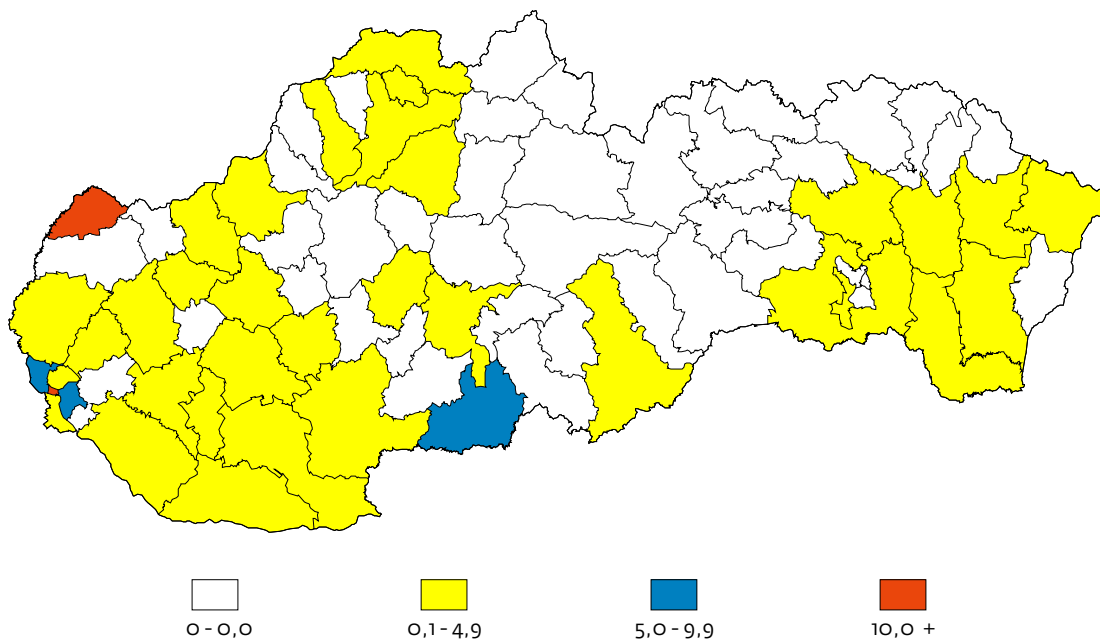
Poznámka: Bielu farbou sú označené okresy, kde sa ochorenie nevyskytovalo.

Note: Disease has not occurred in white coloured districts.

### HLÁSENÉ OCHORENIA NA GONOKOKOVÚ INFEKCIU PODĽA TRVALÉHO BYDLISKA NA 100 000 OBYVATEĽOV

REPORTED DISEASES OF GONOCOCCAL INFECTION ACCORDING TO PERMANENT ADDRESS PER 100 000 INHABITANTS

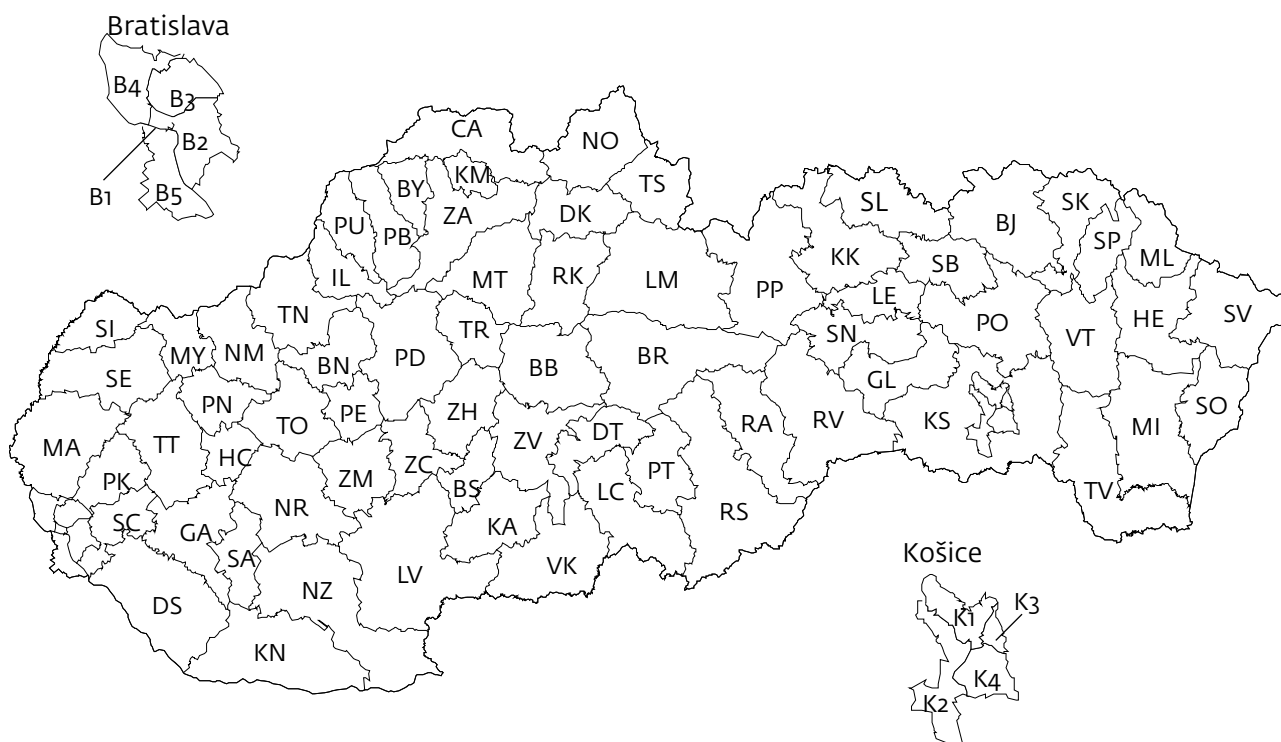
Mapa 2



Poznámka: Bielu farbou sú označené okresy, kde sa ochorenie nevyskytovalo.

Note: Disease has not occurred in white coloured districts.

**SLOVENSKÁ REPUBLIKA – OKRESY**  
 THE SLOVAK REPUBLIC – DISTRICTS



|                            |    |                         |    |                        |    |
|----------------------------|----|-------------------------|----|------------------------|----|
| Bratislava I .....         | B1 | Šaľa .....              | SA | Humenné.....           | HE |
| Bratislava II .....        | B2 | Topoľčany .....         | TO | Kežmarok.....          | KK |
| Bratislava III .....       | B3 | Zlaté Moravce .....     | ZM | Levoča .....           | LE |
| Bratislava IV .....        | B4 | Bytča .....             | BY | Medzilaborce .....     | ML |
| Bratislava V .....         | B5 | Čadca .....             | CA | Poprad .....           | PP |
| Malacky .....              | MA | Dolný Kubín .....       | DK | Prešov.....            | PO |
| Pezinok.....               | PK | Kysucké Nové Mesto..... | KM | Sabinov.....           | SB |
| Senec.....                 | SC | Liptovský Mikuláš.....  | LM | Snina .....            | SV |
| Dunajská Streda .....      | DS | Martin .....            | MT | Stará Ľubovňa .....    | SL |
| Galanta.....               | GA | Námestovo .....         | NO | Stropkov .....         | SP |
| Hlohovec .....             | HC | Ružomberok .....        | RK | Svidník.....           | SK |
| Piešťany.....              | PN | Turčianske Teplice..... | TR | Vranov nad Topľou..... | VT |
| Senica .....               | SE | Tvrdošín .....          | TS | Gelnica .....          | GL |
| Skalica .....              | SI | Žilina .....            | ZA | Košice I .....         | K1 |
| Trnava .....               | TT | Banská Bystrica .....   | BB | Košice II .....        | K2 |
| Bánovce nad Bebravou ..... | BN | Banská Štiavnica .....  | BS | Košice III .....       | K3 |
| Ilava.....                 | IL | Brezno .....            | BR | Košice IV .....        | K4 |
| Myjava.....                | MY | Detva.....              | DT | Košice-okolie.....     | KS |
| Nové Mesto nad Váhom.....  | NM | Krupina.....            | KA | Michalovce.....        | MI |
| Partizánske .....          | PE | Lučenec .....           | LC | Rožňava.....           | RV |
| Považská Bystrica .....    | PB | Poltár .....            | PT | Sobrance.....          | SO |
| Prievidza .....            | PD | Revúca.....             | RA | Spišská Nová Ves ..... | SN |
| Púchov.....                | PU | Rimavská Sobota.....    | RS | Trebišov .....         | TV |
| Trenčín.....               | TN | Veľký Krtíš.....        | VK |                        |    |
| Komárno.....               | KN | Zvolen.....             | ZV |                        |    |
| Levice .....               | LV | Žarnovica .....         | ZC |                        |    |
| Nitra .....                | NR | Žiar nad Hronom .....   | ZH |                        |    |
| Nové Zámky .....           | NZ | Bardejov .....          | BJ |                        |    |